

# JULIETA 50

WEPLIGHT  
▲ A R G E N T I N A

© 2018 Weplight S.A. All right reserved.


1.




2.




3.



4.



5.




6.



7.



8.

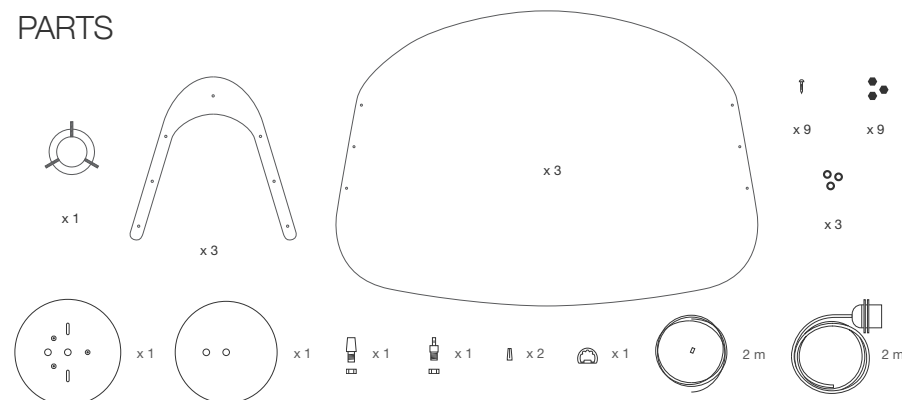


## ATTENTION



Once assembled, we suggest to stick mating parts nodes with adhesive for wood.

## PARTS



## MEASURES

D 50 cm / 19.7 in

H 44 cm / 17.3 in

BULB 100 w max.



This product requires professional installation.  
Please contact a certificate electrician.