

➤

© 2018 Weplight S.A. All right reserved.


1.




2.



3.



4.



5.



6.



7.



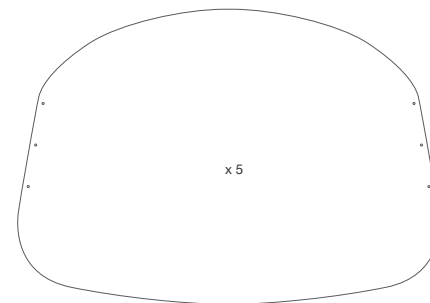
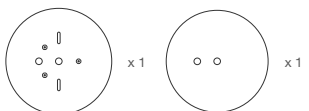
8.



Once assembled, we suggest to stick parts nodes with adhesive for wood.

Diagram illustrating the dot-marker activity with two sets of shapes:

- Two identical circles, each with a central dot and eight radial lines extending to the circumference. Each circle is labeled "x 1".
- Two identical arches, each with a central dot and four dots on the sides. Each arch is labeled "x 5".



D 70 cm / 27.5 in
H 44 cm / 17.3 in
BULB 100 w max.



This product requires professional installation.
Please contact a certificate electrician.