



1. Verify the location of the pieces with holes (6 pieces of 12)



2.




3.



4.



5.



6



7.




8.



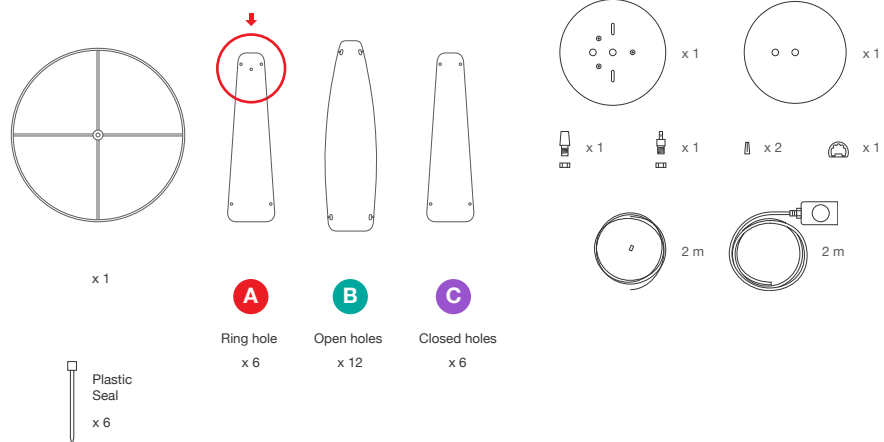
9. Join A wood hole with metal ring with PLASTIC SEAL.

ATTENTION



Once assembled, we suggest to stick mating parts nodes with adhesive for wood.

PARTS



MEASURES

D 80 cm / 31.5 in

H 40 cm / 15.7 in

BULB 100 w max.



This product requires professional installation.
Please contact a certificate electrician.