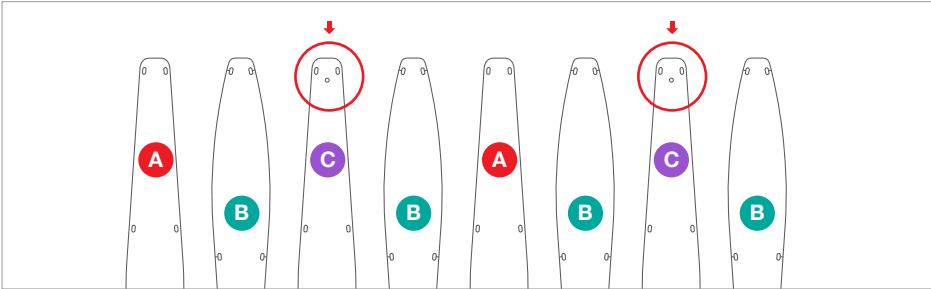



# EMILIA


## 175




1. Verify the location of the pieces with holes.




2.



3.



4.



5.

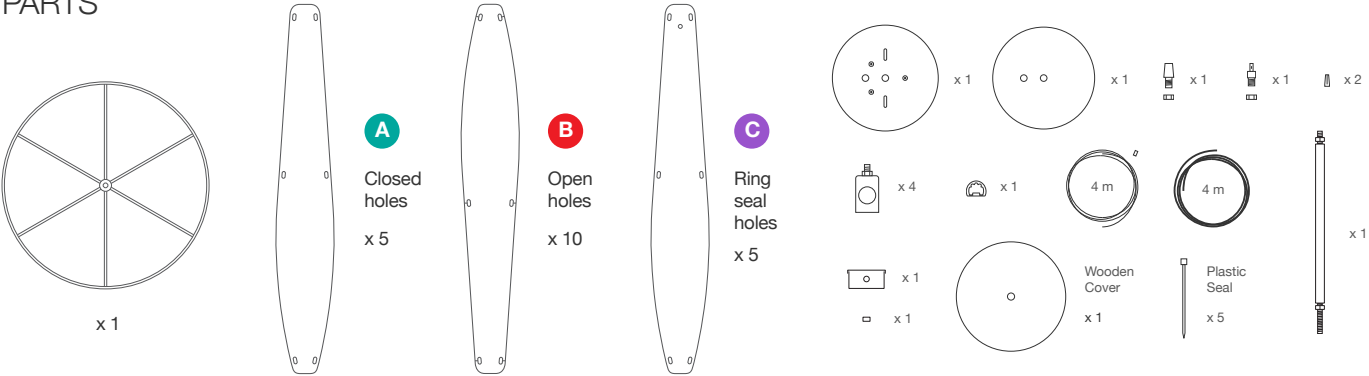


6. Assemble the lamp into 2 equal parts (10 pieces each).



7. Join C wood hole with metal ring with PLASTIC SEAL.

### PARTS



### MEASURES

D 175 cm / 69 in  
H 162 cm / 63.7 in  
BULB 100 w max. (each bulb)



This product requires professional installation.  
Please contact a certificate electrician.