



Artist's illustration: Hydrogenus Energy Transportable Power Station to be contained within a 40-foot shipping container.

Hydrogenus Energy Limited ACN 163 460 884



HYDROGENUS
Energy Limited

“Zero Carbon Electricity, On Demand at a lower cost”

Introductory Presentation

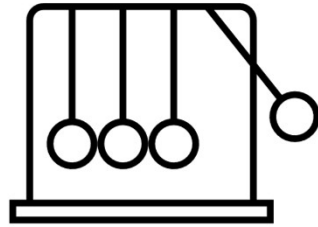
By Earle Harper
Chief Commercial Officer
+61 407 345 180 | earle.h@hydrogenus-energy.com

**At Hydrogenus Energy, we
are enabling a renewable
energy future.**

...by providing reliable, affordable, dispatchable renewable energy.


Problem: The structural headwinds of renewable energy

Adding more renewable energy production capacity is not the problem, the problem is:



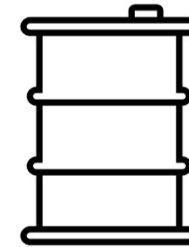
Maintaining grid frequency/stability

There is a global inertia deficit



Legacy infrastructure leads to curtailment

Transmission is not fit for purpose and lacks long-duration storage



No one size fits all

Diesel dependency remains high in many remote locations

Solution: We need an engineering solution

An engineering solution where stakeholders have actionable and practical steps to:

Maintain Grid Stability

(Grid forming)

When using renewable energy
(including rooftop solar)

Optimises transmission

To drive Return on Investment

Long-term affordable storage

When the sun don't shine, and
the wind don't blow

Viable options for remote locations

To meet renewable energy targets

Market Validation

Australia is at the forefront of the renewable energy transition and encounters ongoing headwinds.

**Circa 7,500 Mw
inertia deficit in
NSW & Vic 2027/28
alone**

AEMO, December 2025

**“As much as 65%
of renewable
energy is curtailed
in Australia”**

AEMO, December 2025

**“Utility-scale batteries
are not long-duration,
dispatchable power
sources;
they are energy sinks
that carry significant
economic and
environmental costs”**

National Center for Energy Analytics,
December 2025

**“1.7% of the total
Australian energy mix
is diesel”**

Department of Climate Change, Energy and
Environment. 2024

**“41% of Australian
miners are dependent
on diesel”**

ARENA, May 2024

Market Size

This is a global opportunity.

Grid Forming Mkt

USD 1.2 t

by 2034

**Energy Transmission
Line Mkt**

USD 158.62 b

by 2032
CAGR of 5.2%
(2024-2032)

Utility Battery Mkt

USD 75.29 b

by 2032
CAGR of 18.6%
(2024-2032)

**Global diesel
generator Mkt**

USD 37.03 b

by 2032
CAGR of 7.45%
(2024-2032)

“Grid forming solutions are invaluable”



Source: Please go to disclaimer page

www.hydrogenus-energy.com

Product – Core IP

Hydrogenus Energy (“HYE”) has developed and patented modifications to an Internal Combustion Engine (“ICE”) that enable it to operate safely, effectively, and efficiently using hydrogen of almost any purity as its fuel.



Affordable

Price competitive to any PV (BESS), hydrogen fuel cell and diesel backup solution



Virtually instantaneous Response

Engine can perform grid forming function



Superior fuel efficiency and operates on any purity hydrogen

Financially cheaper than diesel and operates on virtually any purity of hydrogen



Low pressure injection

Using low-pressure hydrogen avoids the need for exotic materials and compression



No carbon particulates

Emissions are only (pure) water ; Zero CO₂, Zero particulates, Zero NO_x, Zero SO_x



No bore glazing and ease of maintenance

Zero carbon in the fuel means less wear, and the oil has a longer life;



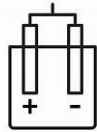
Product Roadmap – Transportable Power Stations

The HYE-ICE solution will be contained in a 40-foot container and certified to Australian standards.



Hydrogenus Energy – Internal Combustion Engine

- Core IP that generates zero-carbon dispatchable power.
- Solution to grid stability (grid syncing/forming & inertia).



New Electrolyser Technology

- Take curtailed electricity to store energy as hydrogen.
- Solution for grid optimization.



New Ammonia Technology

- Long-term (perpetual) energy storage. An ammonia cracker directs hydrogen directly into the engine.
- Solution for long-duration storage.



Modular and scalable

- Increase energy output by adding additional boxes. Relatively simple exercise to incorporate into existing manufacturing capacity to increase production



Power Stations Two-Tiered Output

500 Kw – Power Station
5 x 100 Kw Hydrogenus Gensets

1 Mw – Power Station
4 x 250 Kw Hydrogenus Gensets

Product demonstration and certification

Grid forming to zero carbon distributed energy solution.

Phase One

June Qtr 2026

First grid-forming demonstration using hydrogen as a fuel in the Australian Energy grid.

The engine will be certified to meet Australian market standards

Phase Two

3 - 4 months from phase One

Ammonia as the energy source.

Adapt existing cracking technology to be smaller and lower cost.

Fuel cost similar to diesel generator, but overall cost lower due to HYE technology plus zero carbon fuel and zero fuel shrinkage.

Superior performance to diesels, especially with cold starts (nature of back-up), cold to full load and major variations in load.

Phase Three

6 – 9 months from Phase Two

New technology ammonia synthesiser – produce ammonia in regional areas to use locally.

New electrolyser technology – more efficient, lower cost and able to process low quality water to provide hydrogen for ammonia produced locally.

Electrical power provided by either grid or local renewable energy for Green Ammonia at delivered cost similar to or less than grey ammonia.

Shift stranded electricity in both time (ie. storage) and place, reducing transmission and distribution cost.

Phase Four



3 – 6 months from Phase Three

1MW Transportable Power Station

Synchronised to grid

Use grid power to produce hydrogen when grid use is low, return electricity when demand is high, so balancing grid, or grid firming.

Provide grid forming services due to mechanical inertia.

Avoid further investment in grid by improving utilisation of existing capacity.

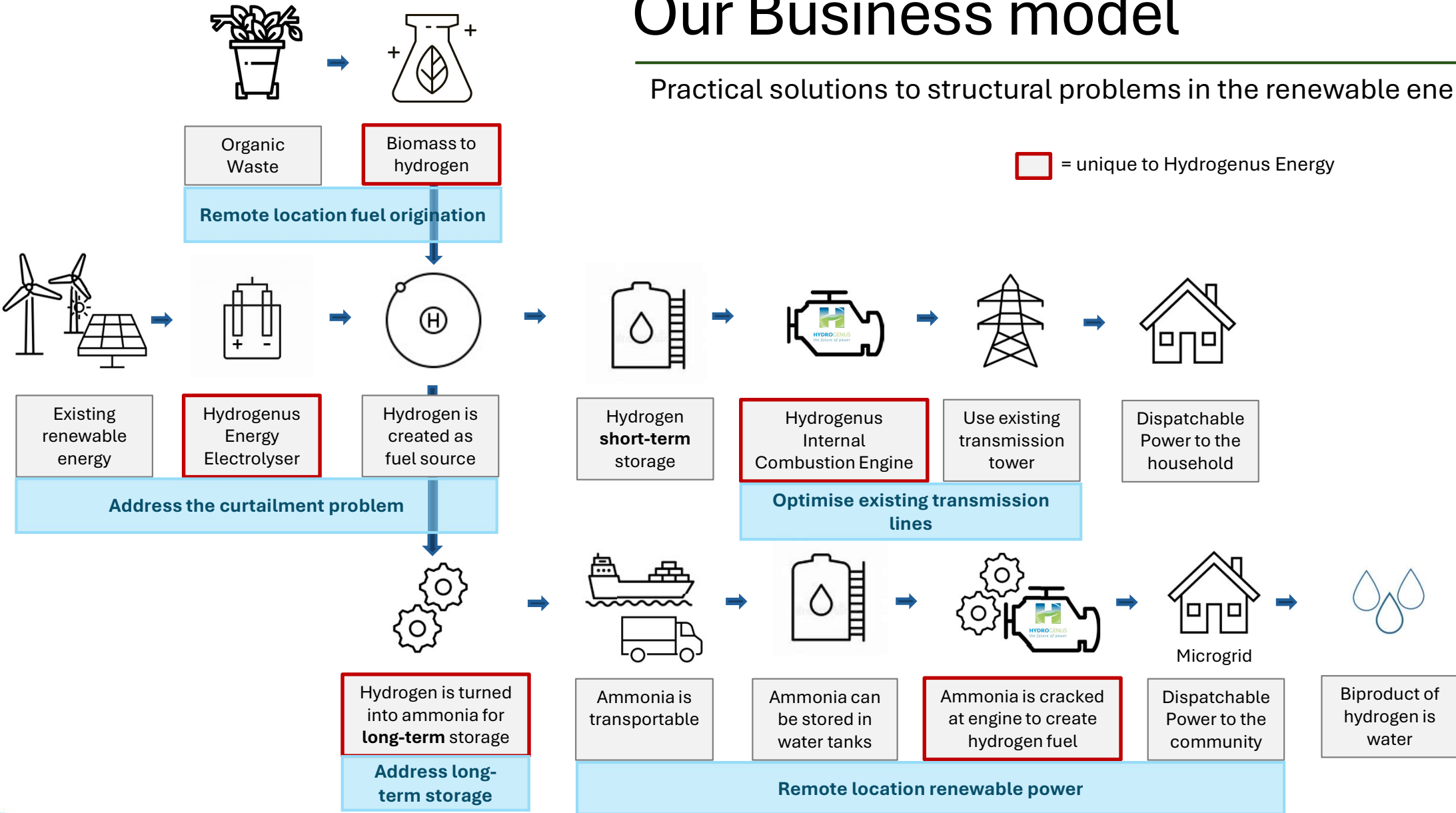
Target

- Data Centres – power and water (from engine exhaust)
- Built environment – communities, commercial and industrial
- Remote communities
- Islands
- Mining

Our Business model

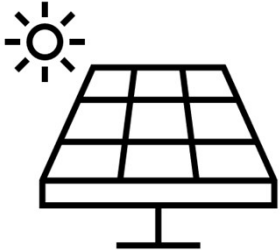
Practical solutions to structural problems in the renewable energy transition

 = unique to Hydrogenus Energy




Adoption Strategy

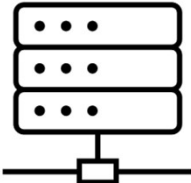
Industry Verticals: Expressions of interest



Grid syncing/forming for the global renewable energy market



Built environment such as industrial precinct, hospitals, and hotels



Data Centres



Mine operations



Remote and island communities are dependent on diesel oil for dispatchable power

Team




<p>Mark Smith</p>	<p>Marcus Clayton</p>	<p>Shay O'Brien</p>	<p>Pieter Bruinstroop</p>	<p>Earle Harper</p>
<p>Non-Executive Chairperson</p>	<p>Chief Technology Officer & Executive Director (Founder)</p>	<p>Chief Executive Officer</p>	<p>Executive Director, CFO & Company Secretary</p>	<p>Chief Commercial Officer</p>
<p>Mark has over 40 years' experience in management and geoscience in energy with BHP, and Karoon Energy, of which he was a founder.</p> <p>Mark was Executive Director & Exploration Manager with Karoon, growing its value from \$5m to \$1,500m.</p>	<p>Marcus is formally trained in electronics. He joined John Bennett to form Bennett Clayton in 1990, developing an Internal Combustion Engines to operate using alternative fuels, including alcohol fuels, LPG for diesel buses and natural gas for back-up generators.</p>	<p>Shay has a background in accounting, HR, and senior management in small and medium sized enterprises across a range of business sectors.</p> <p>Prior to Hydrogenus Energy, he was General Manager of a group of business in the scientific instrumentation and supplies industries.</p>	<p>Pieter has degrees in economics and finance and a long history as an analyst in energy and mining Markets.</p> <p>Peter has extensive experience in business case and viability modelling in wind and solar power in the 1980s and as a fund manager and corporate adviser since 1996.</p>	<p>Earle has over 30 years of corporate, ASX and commercialisation experience across multiple industry verticals.</p> <p>Prior to joining Hydrogenus, Earle was the CCO of ClearVue Technologies, a nanotechnology within the renewable energy sector.</p>

Contact Details

Pieter Bruinstroop
Director and Company Secretary
+61 400 315 935
pieter.b@hydrogenus-energy.com

Earle Harper
Chief Commercial Officer
+61 407 345 180
earle.h@hydrogenus-energy.com

Contact Details
Hydrogenus Energy Limited
Block Arcade, Suite 324,
96 Elizabeth Street,
Melbourne Victoria 3000
Australia
info@hydrogenus-energy.com



Hydrogenus Energy Limited
ACN 163 460 884

Disclaimer

This presentation is dated May 2026 and has been prepared by Hydrogenus Energy Limited, ACN 163 460 884.

Nothing in this Presentation should be considered as investment advice.

This presentation does not purport to contain all the information that you or any other party may require to evaluate the prospects of the Company. None of the Company or any of its representatives assume any responsibility for, or makes any representation or warranty, express or implied, with respect to the accuracy, reliability or completeness of the information contained in this presentation and none of those parties have or assume any obligation to provide any additional information or to update this presentation.

The information in this presentation should be read in conjunction with, and is subordinate to, the Information Memorandum prepared by the Company for the raising of new equity in the Company.

Forward-looking information is subject to known and unknown risks, uncertainties and other factors that may cause the Company's actual results, level of activity, performance or achievements to be materially different from those expressed or implied by such forward-looking information.

Forward-looking information is developed based on assumptions about such risks, uncertainties and other factors, including but not limited to general business, economic, competitive, political and social uncertainties; the actual results of research activity; conclusions of supply, contract and permitting negotiations; failure of plant, equipment or processes to operate as anticipated; accident, labour disputes and other risks.

This list is not exhaustive of the factors that may affect our forward-looking information. These and other factors should be considered carefully, and readers should not place undue reliance on such forward-looking information. The Company disclaims any intent or obligations to revise any forward-looking statements, whether as a result of new information, estimates, or options, future events or results or otherwise, unless required to do so by law.

To the fullest extent permitted by law, the Company and its officers make no representation or warranty, express or implied, as to the currency, accuracy, reliability, reasonableness or completeness of the information in this presentation and expressly disclaim all responsibility and liability for any loss or damage arising in respect of your reliance on the information contained in this presentation (including your reliance on the accuracy, completeness or reliability of that information), or any errors in or omissions from this presentation, including any liability arising from negligence.

This presentation contains forward-looking information that is based on the Company's expectations, estimates and projections as of the date on which the statements were made. Persons reading this presentation are cautioned that such statements are only projections and that the Company's actual future results or performance may be materially different.

Reference source from page 6:

- [7 July 2025 : World needs 1.4 TW of grid-forming batteries by 2034, Max Hall, PV Magazine: Wood Mackenzie research says investments of \\$1.2 trillion in battery energy storage systems \(BESS\) will be required to support the installation of over 5.9 TW of new wind and solar capacity globally through 2034.](#)
- <https://www.fortunebusinessinsights.com/transmission-line-market-106347>
- <https://www.fortunebusinessinsights.com/large-scale-battery-energy-storage-market-113817#:~:text=KEY%20MARKET%20INSIGHTS&text=The%20global%20large%20scale%20battery,drives%20the%20global%20market%20share.>
- <https://www.fortunebusinessinsights.com/industry-reports/diesel-generator-market-100587#:~:text=Diesel%20Generator%20Industry%20Analysis%202024%2D2032&text=The%20global%20diesel%20generator%20market,infrastructure%20all%20over%20the%20globe.>



www.hydrogenus-energy.com