


Landcare Pricing Guide

Greater Toronto Area | 2026

Real price ranges, honest factors, and everything you need to budget your outdoor transformation with confidence.



Why Pricing Feels Like a Mystery

You've probably noticed that landscaping companies rarely publish prices online. There's a reason: *every property is different*.

This guide won't give you an exact quote (that requires seeing your property). What it *will* do is arm you with realistic expectations, help you understand what drives costs up or down, and prepare you to have informed conversations with any contractor you speak with.

The key factors influencing project costs are:



Property Uniqueness

Every property presents unique challenges and opportunities, directly impacting labor and material needs.



Soil Conditions

Poor soil, rocky ground, or drainage issues can significantly increase preparation time and material costs.



Access Challenges


Difficult access or existing trees/structures increase labor and logistical costs.



Material Choices

From premium stone to basic gravel, your selection of materials plays a major role in the overall budget.

How to Use This Guide



Explore Budget Bands

Discover where your project might fit within different budget expectations.



Calculate Per-Square-Foot Estimates

Apply realistic ranges to your space for initial rough calculations.



Compare Material Options

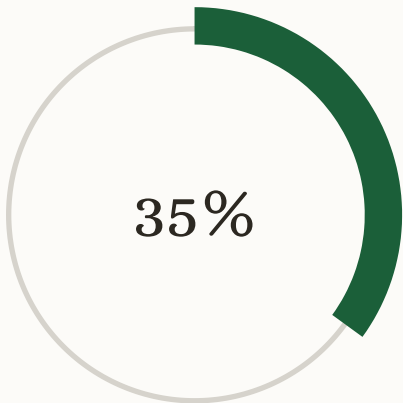
Understand the visual and cost implications of various landscaping materials.



Prepare Your Questions Checklist

Be ready for informed discussions with any contractor you meet.

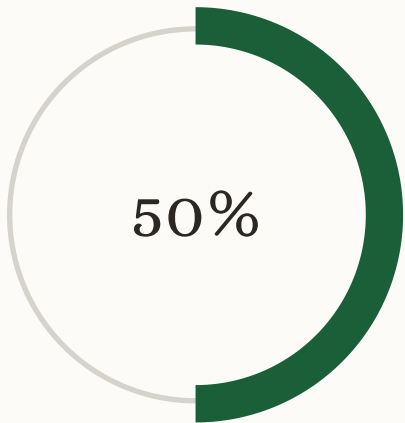
Where Does Your Budget Go?



Materials

The visible layer:

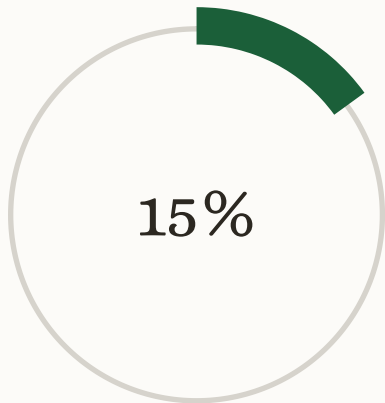
pavers, stone, wood, plants, and soil



Labour & Craftsmanship

The invisible foundation:

excavation, base preparation, drainage, and skilled installation



Site Conditions & Access

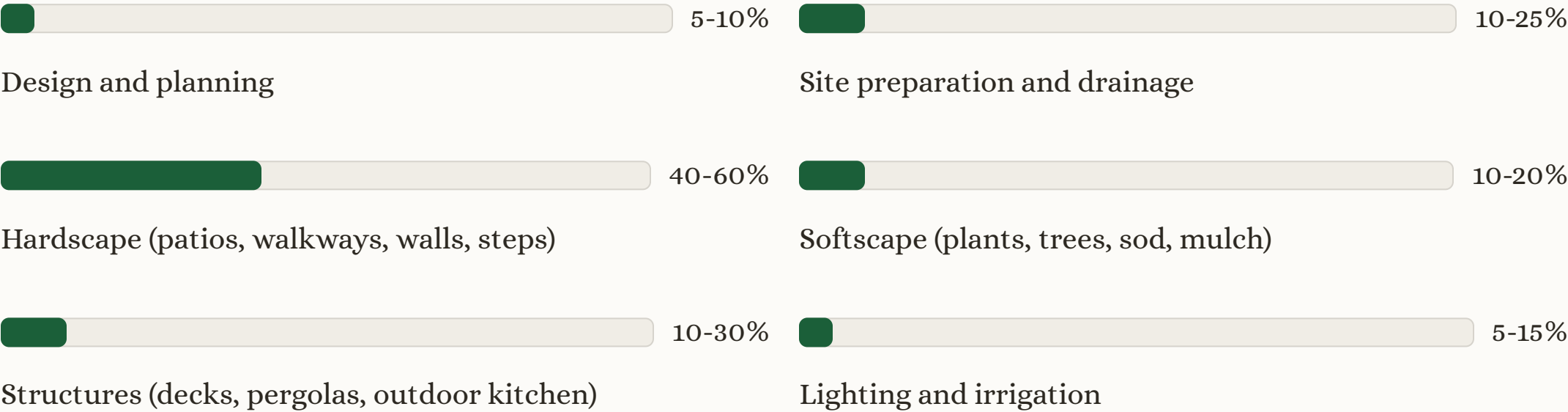
The logistics:

machinery access, demolition, and grading correction

③ Every landscape quote is built from many small decisions. When you understand how costs break down, the numbers in this guide will make more sense.



Typical Budget Breakdown by Category



⚠ If you receive a quote that skips items like base preparation, drainage, or lighting, use this breakdown to see what might be missing.

Budget Bands for Greater Toronto Area

These ranges help you quickly see where your project might land.
Treat them as starting points for discussion, not fixed prices.





The "Refresh" Project

Under \$15,000

Good for:

- Front entry and curb appeal refresh
- Resurfacing or re-laying a small walkway
- New planting in existing beds with a tree or two
- Small set of steps, a basic garden wall, or deck refresh

What to expect:

- Visible improvement to one focused area
- Cost-effective materials
- Limited structural work, minimal grading changes



The "Curb Appeal" Project

\$15,000-\$40,000

Good for:

- Full front yard transformation (walkway, steps, plantings, lighting)
- Compact city backyard with small patio, privacy screening, and planting
- New sod and planting for most of a standard Toronto lot

What to expect:

- Complete transformation of one area of the property
- Quality pavers or natural stone in smaller areas
- Some custom carpentry, screens, or built-in planters



The "Entertainer" Project

\$40,000-\$90,000

Good for:

- Family backyard with patio, dining and lounge areas, and planting
- Combination of hardscape, softscape, lighting, and irrigation
- Moderate grade changes, retaining walls, or integrated steps
- Pergola or shade structure

What to expect:

- A true outdoor living space that feels like an extension of your home
- Balanced mix of hard and soft elements
- Better quality materials and refined detailing



The "Transformation" Project

\$90,000-\$150,000+

Good for:

- Front and back yard reimagined as one connected design
- Large lots, corner properties, and homes with pools
- High-end materials, custom woodwork, and integrated lighting throughout
- Outdoor kitchen or pavilion

What to expect:

- A long-term investment that changes how your property feels and functions
- Custom design, permitting, and careful phasing
- A project that may span multiple seasons

Price-Per-Square-Foot Ranges

These ranges are for installed work in the Greater Toronto Area. They include materials, base preparation, and labour for typical residential conditions.

Use these to do rough math at home.





Hardscape

Patios & Walkways

Material	Price Range (installed)	Best For
Concrete Pavers (Interlock)	\$20-\$35/sq ft	Most residential projects. Huge variety of styles.
Natural Stone (Flagstone)	\$35-\$60+/sq ft	Timeless appeal. Dry-laid or set on concrete.
Porcelain Pavers	\$40-\$60/sq ft	Modern, sleek look. Stain-resistant.
Broom-Finished Concrete	\$18-\$30/sq ft	Budget-friendly. Clean and functional.

Driveways

Material	Price Range (installed)	Notes
Asphalt	\$8-\$15/sq ft	Budget option. 15-20 year lifespan.
Interlock	\$25-\$45/sq ft	Requires 80mm+ pavers. Beautiful curb appeal.
Natural Stone/Concrete	\$40-\$70+/sq ft	Premium look. Requires excellent base prep.



Retaining Walls

Material	Price Range (installed)	Notes
Timber (Pressure-Treated)	\$25-\$45/sq ft of face	Budget option for shorter walls.
Precast Block (Unilock, Techo-Bloc)	\$45-\$85/sq ft of face	Clean, modular. Good balance of cost and strength.
Natural Stone (Armourstone)	\$70-\$150+/sq ft of face	Timeless. Labour-intensive but stunning.

Steps

Often priced per step.

A small run of 3-5 steps typically ranges from \$2,000-\$6,000+ depending on material and complexity.



Softscape & Lawn

Feature	Price Range (installed)	Notes
Garden Bed Creation	\$12-\$25/sq ft	Includes soil, plants, and mulch.
Sod Installation	\$4-\$6/sq ft	Includes grading, topsoil, and fresh sod.
Artificial Turf	\$15-\$25/sq ft	Quality synthetic with proper base.

Trees: Size Matters

Size	Caliper	Price Range (installed)
Small	1.5-2"	\$350-\$650
Medium	2.5-3"	\$650-\$1,200
Large/Specimen	4"+	\$1,500-\$5,000+

 Smaller trees are budget-friendly but take 5-10 years to provide shade. Mature trees offer instant impact but require heavy machinery to install.



Decks & Structures

Material	Price Range (installed)	Lifespan	Maintenance
Pressure-Treated Wood	\$55-\$85/sq ft	15-20 years	Stain every 1-2 years
Cedar	\$70-\$100/sq ft	20-25 years	Can be left natural or stained
Composite (Trex, TimberTech)	\$90-\$130/sq ft	25-30+ years	Virtually none
Ipe/Hardwood	\$120-\$160+/sq ft	30+ years	Periodic oiling

Structures

Structure	Price Range	Notes
Pergola	\$8,000-\$25,000+	Dappled shade. Wood vs. aluminum louvered.
Pavilion	\$15,000-\$40,000+	Full rain/sun coverage.
Gazebo	\$6,000-\$20,000+	Often screened for bug-free dining.
Arbor	\$2,500-\$6,000	Garden entrance. Supports climbing plants.
Outdoor Kitchen	\$18,000-\$65,000+	From basic grill to full kitchen.



Systems & Add-Ons

System	Typical Installation	Notes
Landscape Lighting	\$3,000-\$10,000	Low-voltage LED. Quality fixtures \$250-\$450+ each.
Irrigation System	\$3,500-\$7,000	Smart controllers. ~\$2-\$3.50/sq ft coverage.
Fire Pit (Built-in)	\$3,000-\$12,000	Gas or wood-burning.

✔ **Landcare Pro Tip:** Installing lighting conduit and irrigation lines *during* hardscape construction costs a fraction of retrofitting later. Plan ahead even if you install the actual systems in a future phase.

Understanding Your Material Options


Patio & Walkway Surfaces



Pea Gravel




- Lowest cost option
- Casual, crunchy texture
- Best for low-traffic garden paths
- Drawback: Tends to be messy; requires edging to contain



Concrete Pavers (Interlock)




- The GTA standard
- Huge variety of styles, colours, and textures (Unilock, Techo-Bloc, Permacon)
- Durable, repairable, and versatile
- Good for walkways, patios, and driveways



Natural Stone



- Timeless appeal with high perceived value
- Includes flagstone, Wiarton limestone, granite
- Can be dry-laid on gravel or mortared on concrete
- Higher material and labour cost, but lasts decades



Porcelain Pavers



- The premium modern choice
- Highly stain-resistant, consistent colour
- Cooler underfoot in summer than concrete
- Usually requires mortar bed, which adds labour cost

Decking Materials



Pressure-Treated Lumber



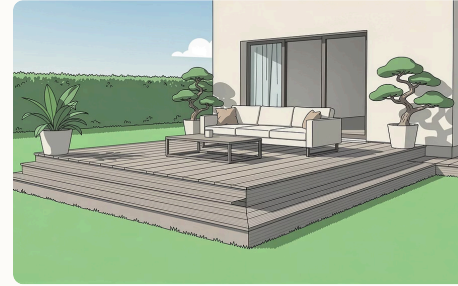
- Most budget-friendly
- Effective but limited aesthetic lifespan (~10-15 years)
- Requires staining every 1-2 years
- Can warp, crack, and splinter over time



Cedar



- Classic choice with natural warmth
- Naturally rot-resistant with beautiful grain
- Can be stained or left to weather to silver-grey
- Longer lifespan than pressure-treated



Composite



- Low maintenance: won't rot, warp, or splinter
- Higher upfront cost, but saves on staining over time
- Note: Some products can feel hot in direct sun
- 25-30 year lifespan



Ipe/Imported Hardwood



- The gold standard
- Extremely dense, durable, and beautiful
- Lasts for decades with minimal maintenance
- Carries a premium price tag

Know Your Structures

Confused by the terminology? Here's a quick breakdown:



Pergola

An open-air structure with slatted roof, often used to define a seating area or outdoor kitchen. Provides dappled shade but no rain protection.



Pavilion

A hybrid between a gazebo and pergola. Full solid roof provides complete rain and sun protection. Popular for outdoor living rooms.



Gazebo

Traditional, often octagonal or round. Usually screened-in for bug protection. Great for dining.



Arbor

A decorative arch or doorway. Often supports climbing plants (clematis, roses) to create a transition between garden "rooms."



Trellis

A flat screen for privacy or climbing plants. Can be mounted to walls or fences.



The Hidden Costs Most Guides Don't Mention

These factors can add 10-30% to your project. A good contractor will identify them upfront. Be cautious of quotes that seem too good to be true.

Site Access

No machine access to your backyard?
Manual labour can add 20-40% to hardscape costs.

Excavation & Grading

Rocky soil, high water tables, or significant grade changes require extra work. Disposal fees for soil and debris add up quickly.

Demolition & Removal

Removing old concrete, decks, or structures isn't free. Budget for disposal.

Permits & Engineering

Required for decks, tall retaining walls (over 1 metre in Toronto), and some structures.
Budget \$500-\$4,000 depending on complexity.

Drainage Solutions

French drains, catch basins, and proper grading prevent future headaches but add cost upfront.

Utilities

Relocating gas lines, electrical, or irrigation heads can add unexpected costs.



When to Book for Best Value

Best Time to Plan:

Winter (December-February)

Contractors have more availability for consultations and design.
Lock in spring construction slots early.

Sweet Spot:

Late Summer (August-September)

Good availability, fair weather for construction,
time for plants to establish before winter.

Peak Season:

Spring (April-May)

Highest demand, longest wait times.
Book 2-3 months ahead or expect delays.

Off-Season Opportunity:

Fall (October-November)

Some contractors offer 10-15% discounts.
Great for hardscaping; planting is still possible.



Questions to Ask Any Contractor

Use this checklist when meeting with landscaping companies. These questions separate professionals from amateurs and protect your investment.

Scope & Process

- ☐ How do you handle design? Is there a separate design phase, and is any fee credited toward construction?
- ☐ What's included in your quote, and what's NOT included?
- ☐ How do you phase projects when the wish list exceeds the initial budget?
- ☐ Who will actually be doing the work: employees or subcontractors?

Materials & Details

- ☐ Which materials do you recommend for this site and why?
- ☐ How do you protect existing trees, foundations, and utilities?
- ☐ What edge restraints, jointing sand, and sealers do you use?

Site Preparation & Quality

- ☐ How deep is the base below patios, walkways, and driveways?
- ☐ How do you handle drainage so water moves away from the house?
- ☐ What's your process if you encounter unexpected conditions (poor soil, buried debris)?

Practical Matters

- ☐ What's your payment schedule? (Be wary of large upfront deposits.)
- ☐ What's the timeline? What could delay it?
- ☐ How will you protect my property during construction?

Warranty & Follow-Up

- ☐ What warranty do you offer on workmanship and materials?
- ☐ How do you handle settling, shifting, or plant loss in the first year?
- ☐ Do you offer ongoing maintenance for what you install?



Your 2026 Planning Worksheet

Use this page to organize your priorities before your consultation.

1. Primary Goal

- ☐ Curb Appeal (Front Yard)
- ☐ Entertainment Space (Backyard)
- ☐ Privacy/Screening
- ☐ Kid & Pet Friendly
- ☐ Low Maintenance
- ☐ Complete Property Transformation

2. Hardscape Preference

- ☐ Concrete Pavers (Clean & Uniform)
- ☐ Natural Stone (Timeless & Organic)
- ☐ Porcelain (Modern & Sleek)
- ☐ Mix of Materials

3. Structures to Consider

- ☐ Deck
- ☐ Pergola (Shade)
- ☐ Pavilion (Full Coverage)
- ☐ Privacy Screens
- ☐ Outdoor Kitchen
- ☐ Fire Feature

4. Systems to Include

- ☐ Landscape Lighting
- ☐ Irrigation
- ☐ Both
- ☐ Neither (for now)


5. Budget Comfort Zone

- ☐ Under \$15,000
- ☐ \$15,000-\$40,000
- ☐ \$40,000-\$90,000
- ☐ \$90,000-\$150,000
- ☐ \$150,000+

6. Timing Preference

- ☐ Spring 2026
- ☐ Summer 2026
- ☐ Fall 2026
- ☐ Flexible / Multiple Phases

Why Landcare?



Expertise & Warranty

We don't just install. We build landscapes that last. Our hardscaping is backed by industry-leading installation warranties, and our plants are sourced from premium growers.



The Right Tools

From tree spades to excavators, we own and operate the equipment needed to do the job efficiently and safely, which keeps your costs down.



Design-First Approach

We help you visualize the final result before we break ground, ensuring your budget is spent where it matters most to you.



Toronto Built

We know GTA soil, climate, bylaws, and suppliers. That local knowledge means fewer surprises and better outcomes.

Ready to Explore Your Options?

You don't need to know every detail in advance. Arriving with a clear range and a sense of priorities is the best way to get a design and quote that feel right.

Get a Landcare Consultation

📞 (416) 410-0320

✉ info@landcare.ca

🌐 landcare.ca

© 2026 Landcare Inc. Proudly serving Toronto and the GTA.

Prices in CAD and reflect 2025-2026 Toronto market conditions.

Actual costs vary based on site conditions, timing, and specifications.

