


Skyways Technics A/S

Lufthavnsvej 1B, 6400 Sønderborg
CVR-nr. 34 47 28 74

Annual Report 2024

1 January - 31 December

The Annual Report has been presented and adopted at the
Company's Annual General Meeting on 28 April 2025



Benjamin Jais Nielsen

BDO Statsautoriseret revisionsaktieselskab
Kolding Åpark 8A, 7. sal
DK-6000 Kolding
CVR no. 20 22 26 70

Tel.: +45 76 35 56 00
kolding@bdo.dk
www.bdo.dk



BDO

Contents

Company Details

| | |
|-----------------|---|
| Company Details | 3 |
|-----------------|---|

Statement and Report

| | |
|------------------------------|-----|
| Management's Statement | 4 |
| Independent Auditor's Report | 5-7 |

Management Commentary

| | |
|-----------------------|------|
| Financial Highlights | 8 |
| Management Commentary | 9-13 |

Financial Statements 1 January - 31 December

| | |
|---------------------|-------|
| Income Statement | 14 |
| Balance Sheet | 15-16 |
| Equity | 17 |
| Notes | 18-24 |
| Accounting Policies | 25-30 |

Company Details

Company Skyways Technics A/S
Lufthavnsvej 1B
6400 Sønderborg

CVR No.: 34 47 28 74
Established: 1 April 2012
Municipality: Sønderborg
Financial Year: 1 January - 31 December

Board of Directors Henrik Kleis, chairman
Benjamin Jais Nielsen
Magni Arge
Jan Olof Palmér

Executive Board Benjamin Jais Nielsen
John Vestergaard Jensen
Serge Etienne N'Diaye

Auditor BDO Statsautoriseret revisionsaktieselskab
Kolding Åpark 8A, 7. sal
6000 Kolding

Bank Jyske Bank
Porten 11
6400 Sønderborg

Management's Statement

Today the Board of Directors and Executive Board have discussed and approved the Annual Report of Skyways Technics A/S for the financial year 1 January - 31 December 2024.

The Annual Report is presented in accordance with the Danish Financial Statements Act.


In our opinion the Financial Statements give a true and fair view of the Company's assets, liabilities and financial position at 31 December 2024 and of the results of the Company's operations for the financial year 1 January - 31 December 2024.

The Management Commentary includes in our opinion a fair presentation of the matters dealt with in the Commentary.

We recommend the Annual Report be approved at the Annual General Meeting.

Sønderborg, 28 April 2025

Executive Board



Benjamin Jais Nielsen




John Vestergaard Jensen



Serge Etienne N'Diaye


Board of Directors




Henrik Kleis
Chairman



Benjamin Jais Nielsen



Magni Arge



Jan Olof Palmér

Independent Auditor's Report

To the Shareholder of Skyways Technics A/S

Opinion

We have audited the Financial Statements of Skyways Technics A/S for the financial year 1 January - 31 December 2024, which comprise income statement, Balance Sheet, statement of changes in equity, notes and a summary of significant accounting policies. The Financial Statements are prepared in accordance with the Danish Financial Statements Act.

In our opinion, the Financial Statements give a true and fair view of the assets, liabilities and financial position of the Company at 31 December 2024 and of the results of the Company's operations for the financial year 1 January - 31 December 2024 in accordance with the Danish Financial Statements Act.

Basis for Opinion

We conducted our audit in accordance with International Standards on Auditing (ISAs) and the additional requirements applicable in Denmark. Our responsibilities under those standards and requirements are further described in the "Auditor's Responsibilities for the Audit of the Financial Statements" section of our report. We are independent of the Company in accordance with the International Ethics Standards Board for Accountants' International Code of Ethics for Professional Accountants (including International Independence Standards) (IESBA Code), together with the ethical requirements that are relevant to our audit of the financial statements in Denmark, and we have fulfilled our other ethical responsibilities in accordance with these requirements and the IESBA Code. We believe that the evidence we have obtained is sufficient and appropriate to provide a basis for our conclusion.

Management's Responsibilities for the Financial Statements

Management is responsible for the preparation of Financial Statements that give a true and fair view in accordance with the Danish Financial Statements Act and for such Internal control as Management determines is necessary to enable the preparation of Financial Statements that are free from material misstatement, whether due to fraud or error.

In preparing the Financial Statements, Management is responsible for assessing the Company's ability to continue as a going concern, disclosing, as applicable, matters related to going concern and using the going concern basis of accounting in preparing the Financial Statements unless Management either intends to liquidate the Company or to cease operations, or has no realistic alternative but to do so.

Auditor's Responsibilities for the Audit of the Financial Statements

Our objectives are to obtain reasonable assurance about whether the Financial Statements as a whole are free from material misstatement, whether due to fraud or error, and to issue an auditor's report that includes our opinion. Reasonable assurance is a high level of assurance, but is not a guarantee that an audit conducted in accordance with ISAs and the additional requirements applicable in Denmark will always detect a material misstatement when it exists. Misstatements can arise from fraud or error and are considered material if, individually or in the aggregate, they could reasonably be expected to influence the economic decisions of users taken on the basis of these Financial Statements.

Independent Auditor's Report

As part of an audit conducted in accordance with ISAs and the additional requirements applicable in Denmark, we exercise professional judgment and maintain professional skepticism throughout the audit. We also:

- Identify and assess the risks of material misstatement of the Financial Statements, whether due to fraud or error, design and perform audit procedures responsive to those risks, and obtain audit evidence that is sufficient and appropriate to provide a basis for our opinion. The risk of not detecting a material misstatement resulting from fraud is higher than for one resulting from error as fraud may involve collusion, forgery, intentional omissions, misrepresentations, or the override of internal control.
- Obtain an understanding of internal control relevant to the audit in order to design audit procedures that are appropriate in the circumstances, but not for the purpose of expressing an opinion on the effectiveness of the Company's internal control.
- Evaluate the appropriateness of accounting policies used and the reasonableness of accounting estimates and related disclosures made by Management.
- Conclude on the appropriateness of Management's use of the going concern basis of accounting in preparing the Financial Statements and, based on the audit evidence obtained, whether a material uncertainty exists related to events or conditions that may cast significant doubt on the Company's ability to continue as a going concern. If we conclude that a material uncertainty exists, we are required to draw attention in our auditor's report to the related disclosures in the Financial Statements or, if such disclosures are inadequate, to modify our opinion. Our conclusions are based on the audit evidence obtained up to the date of our auditor's report. However, future events or conditions may cause the Company to cease to continue as a going concern.
- Evaluate the overall presentation, structure and contents of the Financial Statements, including the disclosures, and whether the Financial Statements represent the underlying transactions and events in a manner that gives a true and fair view.
- Plan and perform the audit of the Financial Statements to obtain sufficient appropriate audit evidence regarding the consolidated financial information of the entities or business units as a basis for forming an opinion on the Financial Statements. We are responsible for the direction, supervision and review of the audit work performed. We remain solely responsible for our audit opinion.

We communicate with those charged with governance regarding, among other matters, the planned scope and timing of the audit and significant audit findings, including any significant deficiencies in internal control that we identify during our audit.

Statement on Management Commentary

Management is responsible for Management Commentary.

Our opinion on the Financial Statements does not cover Management Commentary, and we do not express any form of assurance conclusion thereon.

In connection with our audit of the Financial Statements, our responsibility is to read Management Commentary and, in doing so, consider whether Management Commentary is materially inconsistent with the Financial Statements or our knowledge obtained during the audit, or otherwise appears to be materially misstated.

Moreover, it is our responsibility to consider whether Management Commentary provides the information required under the Danish Financial Statements Act.

Independent Auditor's Report

Based on the work we have performed, we conclude that Management Commentary is in accordance with the Financial Statements and has been prepared in accordance with the requirements of the Danish Financial Statements Act. We did not identify any material misstatement of Management Commentary.

Kolding, 28 April 2025

BDO Statsautoriseret revisionsaktieselskab
CVR no. 20 22 26 70



Jørn Holm
State Authorised Public Accountant
MNE no. mne35808

Financial Highlights

| | 2024 DKK '000 | 2023 DKK '000 | 2022 DKK '000 | 2021 DKK '000 | 2020 DKK '000 |
|---|------------------|------------------|------------------|------------------|------------------|
| Income statement | | | | | |
| Net revenue | 695.368 | 510.791 | | | |
| Gross profit/loss | 146.043 | 99.656 | 44.023 | 40.167 | 35.616 |
| Operating profit/loss of main activities | 74.708 | 50.501 | 8.493 | 14.963 | -4.926 |
| Financial income and expenses, net | -189 | -5.048 | -2.327 | -1.422 | -386 |
| Profit/loss for the year before tax | 87.814 | 53.719 | 11.516 | 16.819 | -8.854 |
| Profit/loss for the year | 66.243 | 40.561 | 10.121 | 13.799 | -7.776 |
| Balance sheet | | | | | |
| Total assets | 404.818 | 304.816 | 188.533 | 127.341 | 118.063 |
| Equity | 156.590 | 91.200 | 51.543 | 41.335 | 27.089 |
| Investment in property, plant and equipment | -17.886 | -256 | -770 | -1.191 | 0 |
| Key ratios | | | | | |
| Return on invested capital | 46,3 | 49,7 | 22,5 | -3,3 | -2,4 |
| Equity ratio | 38,7 | 29,9 | 27,3 | 32,5 | 22,9 |
| Return on equity | 53,5 | 56,8 | 21,8 | 40,3 | -17,4 |

The ratios stated in the list of key figures and ratios have been calculated as follows:

| | |
|------------------------------------|---|
| <i>Invested capital:</i> | <i>Intangible fixed assets (ex goodwill) + tangible assets + inventories + receivables + other working current assets - trade payables - other provisions - other long and short term working liabilities</i> |
| <i>Return on invested capital:</i> | $\frac{\text{Profit/loss on ordinary activities} \times 100}{\text{Average invested capital}}$ |
| <i>Equity ratio:</i> | $\frac{\text{Equity ex. minorities, at year end} \times 100}{\text{Total equity and liabilities, at year end}}$ |
| <i>Return on equity:</i> | $\frac{\text{Profit/loss after tax} \times 100}{\text{Average equity}}$ |

Management Commentary

Principal activities

Skyways Technics A/S' primary activities are within maintenance of aircraft and sale, purchase, exchange and rental of aircraft spare parts. Skyways Technics has its main office and hangar facility at Sønderborg Airport, Denmark, as well as spare parts inventory and hangar facilities at Billund Airport, Denmark.

Skyways Technics Asia Sdn. Bhd. is a 100% owned subsidiary based in Kuala Lumpur, Malaysia. Purchase, sales, exchange and rental of spare parts for customers in Asia and Pacific are handled through this company.

Skyways Technics Americas LLC is a 100% owned subsidiary based in Florida, USA. Purchase, sales, exchange and rental of spare parts for customers in America are handled through this company.

Skyways Technics HU Kft. is a 100% owned subsidiary based in Debrecen, Hungary. Repair and maintenance of spare parts for customers are managed for primarily European customers.

Ciporo DMCC is a 100% owned subsidiary based in Dubai. Purchase, sales, exchange and rental of spare parts for customers in EMEA are handled through this company.

Skyways Technics France is a 100% owned subsidiary based in France.

Unusual matters

The company's assets, liabilities and financial position as of 31 December 2024 as well as the company's result activities for the financial year 2024 are not affected by unusual conditions.

Recognition and measurement uncertainty

There have been no uncertainties in connection with recognition and measurement in the annual report.

Development in activities and financial and economic position

The company's income statement for 2024 shows a profit of DKK ('000) 66,243, and the company's balance sheet as of 31 December 2024 shows equity of DKK ('000) 156,590.

Throughout the financial year, the group has experienced an increasing demand for its products, resulting in significant revenue growth. The growth is driven by increased activity levels across all markets, where sales of parts and repairs have contributed to the increased growth. Additionally, the group has invested in entire aircraft, which have been disassembled, repaired, and subsequently sold, further contributing to increased operating results and increased gross margin.

The year's result is assessed as satisfactory.

Profit/loss for the year compared to the expected development

The group's performance and financial development exceeded expectations.

The company achieved in the financial year 2024, a result after tax of ('000) DKK 66,243 compared to ('000) DKK 40,561 in 2023. The result surpassed the expected outcome significantly for 2024 as stated in the 2023 annual report. The positive deviation is attributed to a significant growth during the financial year 2024, as well as a general increase in the gross margin of the group's product portfolio.

Significant events after the end of the financial year

There are no subsequent events after the end of the financial year.

Management Commentary

Financial risk

The group engages in extensive sales and procurement activities in foreign currency and is therefore exposed to fluctuations in exchange rates.

Furthermore, the group is exposed to risks related to changes in interest rates and customers' creditworthiness, as well as changes in the creditworthiness of its subsidiaries.

However, the management does not consider the company to be significantly exposed to financial risks that are material to assessing the company's assets, liabilities, financial position, and results.

The group does not use derivative financial instruments (hedging instruments) to hedge against changes in exchange rates and interest rates.

The group's granting of credit to customers follows standard conditions, which have been determined by the board of directors. When entering into significant sales transactions, the credit risk is reduced by the group requesting advance payments before delivery of goods.

The group's long-term interest-bearing liabilities are with variable interest. However, it is the management's assessment that even significant interest rate fluctuations will not change significantly the group's financial position.

The company has no security for its receivables from the subsidiaries.

Research and development activities

The group continuously considers the need to be able to attract, develop and retain employees with the right level of competence. Here, there is a special focus on continuous training of the group's staff as well as mandatory further training for certified aircraft mechanics.

Future expectations

The management expects continued increasing growth in the coming year, where, as in the past, there will be an increased focus on expanding the activity, including the sale of spare parts as well as aircraft maintenance. The group also expects to increase the volume of aircraft purchases for teardowns.

The management is focused on continuously optimizing operations by optimizing existing processes and implementing new ones.

The expectations for 2025 are subject to considerable uncertainty due to the tariff regulations in connection with the ongoing trade war. It is the management's expectation that in 2025 a profit before tax in the range of DKK ('000) 105,000 - 110,000 will be realized, with the uncertainty associated with this.

Management Commentary

Corporate social responsibility (CSR) report

Business model

The group's mission is to be the preferred supplier for customers in aircraft maintenance as well as in the purchase, sale, exchange, and leasing of aircraft parts.

For several years, the group has had key focus areas such as safety and high quality in everything that is worked on and produced, as well as efficient production and flow being fundamental to the group.

The main risks associated with operational activities relate to safety, quality, and ensuring suppliers' compliance with ethical behavior.

The group addresses these risks by ensuring detailed technical specifications of safety requirements and providing the necessary equipment to ensure compliance. Quality is ensured by employing the right levels of expertise for the tasks at hand, with a particular focus on ongoing training of staff and ensuring mandatory continuing education for certified aircraft mechanics.

The group also ensures that partners and suppliers adhere to the group's Code of Conduct for suppliers.

In recent years, an additional important focus area has emerged - sustainability. The group has intensified its work on recycling aircraft parts in 2024 and will further intensify this work in the coming years.

Environmental and climate

With last year's financial statement, the group transitioned to a higher accounting class and aims to further develop policies and principles regarding climate and environmental issues over the next years. Previously, the group has not systematically formulated written environmental and climate policies, but there have been unwritten principles that have been part of daily operations.

The group actively works to follow and develop within this important area and ensure the necessary diligence. The group is EASA (European Union Aviation Safety Agency) certified and adheres to its guidelines.

The group has intensified its efforts in recycling aircraft parts, where components from retired aircraft are repaired, recertified, and reintroduced to the market. In 2024, the group recycled aircraft parts from 5 aircraft. This work will be further intensified in the coming years.

The group's Chief Financial Officer is a member of the steering group for the "Climate Partnership for Production Companies," established by the Danish government in 2020. The group aims to reduce their CO2 emissions from the 4 production units (Billund, Sønderborg, Debrecen, and Kuala Lumpur) by 70% by 2030, in line with Denmark's overall goals in this area.

In 2024 and 2025, an extensive mapping of energy consumption have been and will be further initiated at the group's 4 production units. Based on this, measures will be implemented to reduce energy consumption. In the coming years, extensive energy renovations are planned, as well as the construction of new production facilities, which will also result in a decrease in energy consumption.

Management Commentary

Corporate social responsibility (CSR) report (continued)

Social and employee matters

At Skyways Technics A/S, diversity is considered an important element in making the group an attractive workplace. We have a zero tolerance policy towards any form of discrimination. There is room for all employees regardless of gender, age, religion, or sexuality. We make an active effort to ensure that employees who are unable to undertake regular full time work can also work within the group. During the financial year, there has been no cases of discrimination, but one minor work related injuries have occurred.

The group's policy is to comply with all laws and requirements in this important area.

In 2025, written policies will be implemented to ensure that the group's policies are abided within the group. Additionally, the group will conduct a satisfaction survey among a portion of the staff.

Employees are the group's most valuable resource, and in the future, we will focus even more on increasing employee satisfaction.

The group actively works to follow and develop within this important area and ensure the necessary diligence. Previously, there hasn't been a concerted effort to formulate written policies for social and personnel matters, but there have been unwritten principles that have been part of daily operations.

Respect for human rights

The group has also established a Whistleblower program, which can be accessed through the group's intranet.

There is increasing focus on ensuring that the group does not engage in cooperation with Russia.

The group places great emphasis on its employees and their well-being, and it complies with all collective agreements.

The group operates in regions where there is a risk of subcontractors employing underpaid labor. There is heightened focus on this issue, and it is the group's policy to always ensure compliance with applicable laws, regulations, and norms regarding human rights. The group has a zero-tolerance policy for breaches of the above and violations, and the group's management has not identified any breaches or violations of human rights in the fiscal year, nor does the management anticipate such occurrences in the future.

For subcontractors, the group has developed a "Supplier Code of Conduct," which includes the group's guidelines and requirements for subcontractors. Additionally, the group's code of conduct incorporates their policy regarding labor and human rights.

The group's code of conduct can be accessed via the following link:

<https://skywaystechnics.com/wp-content/uploads/2021/12/Supplier-Code-of-Conduct.pdf>

Anti-corruption and bribery

Guidelines regarding gifts have not been developed, which could potentially pose a risk.

Efforts are being made to establish a policy to address this risk, but there have been unwritten principles that have been part of daily operations.

The group places great emphasis on ensuring that employees and management do not receive kick-back bonuses or gifts from partners, except for minor occasional gifts. There have been no breaches of the group's policy observed in the reporting period, and it is not expected that there will be any breaches in the future.

Management Commentary

Report of data ethics

The group has developed policies and internal guidelines for data ethics issues relevant to the business.

The group complies with data protection legislation in all respects, primarily concerning data concerning the group's customers and employees. The group's sales are exclusively B2B, so the group generally does not collect, use, or share personal data for customers and other partners. The group is aware that data must be handled in accordance with applicable laws.

The group does not use algorithms and does not sell or share personal data with third parties.

It is the group's assessment that it does not hold data that is not adequately handled through the GDPR directive.

Furthermore, please refer to the group's privacy and data processing policy:

<https://skywaystechnics.com/privacy-policy/>

Income Statement 1 January - 31 December

| | Note | 2024 DKK '000 | 2023 DKK '000 |
|---|----------|------------------|------------------|
| Net revenue | 1 | 695.368 | 510.791 |
| Changes in inventories of finished goods | | 77.105 | 31.039 |
| Other operating income | | 62.790 | 26.395 |
| Goods purchased | | -649.628 | -426.702 |
| Other external expenses | 2 | -39.592 | -41.867 |
| Gross profit/loss | | 146.043 | 99.656 |
| Staff costs | 3 | -68.971 | -47.890 |
| Depreciation, amortisation and impairment | | -1.496 | -1.265 |
| Other operating expenses | | -868 | 0 |
| Operating profit | | 74.708 | 50.501 |
| Income from investments in subsidiaries | | 13.295 | 8.266 |
| Other financial income | 4 | 3.593 | 769 |
| Other financial expenses | 5 | -3.782 | -5.817 |
| Profit before tax | | 87.814 | 53.719 |
| Tax on profit/loss for the year | 6 | -21.571 | -13.158 |
| Profit for the year | 7 | 66.243 | 40.561 |

Balance Sheet at 31 December

Assets

| | Note | 2024 DKK '000 | 2023 DKK '000 |
|--|-----------|------------------|------------------|
| Patents and licenses | | 1.156 | 147 |
| Goodwill | | 0 | 0 |
| Intangible assets | 8 | 1.156 | 147 |
| Land and buildings | | 4.138 | 4.719 |
| Other plants, machinery, tools and equipment | | 931 | 1.053 |
| Leasehold improvements | | 237 | 0 |
| Goods used for leases | | 20.890 | 4.252 |
| Property, plant and equipment | 9 | 26.196 | 10.024 |
| Equity investments in group enterprises | | 34.311 | 16.047 |
| Rental deposit and other receivables | | 695 | 556 |
| Financial non-current assets | 10 | 35.006 | 16.603 |
| Non-current assets | | 62.358 | 26.774 |
| <hr/> | | | |
| Finished goods and goods for resale | | 184.796 | 107.691 |
| Prepayments for goods | | 10.926 | 24.934 |
| Inventories | | 195.722 | 132.625 |
| Trade receivables | | 82.616 | 44.925 |
| Contract work in progress | 11 | 14.724 | 11.526 |
| Receivables from group enterprises | | 6.523 | 12.113 |
| Other receivables | | 28.535 | 9.939 |
| Prepayments and accrued income | 12 | 8.524 | 5.236 |
| Receivables | | 140.922 | 83.739 |
| Cash and cash equivalents | | 5.816 | 61.678 |
| Current assets | | 342.460 | 278.042 |
| <hr/> | | | |
| Assets | | 404.818 | 304.816 |
| <hr/> | | | |

Balance Sheet at 31 December

Equity and liabilities

| | Note | 2024 DKK '000 | 2023 DKK '000 |
|--|------|------------------|------------------|
| Share capital | 13 | 1.000 | 1.000 |
| Reserve for net revaluation according to equity value method | | 28.952 | 14.212 |
| Retained profit | | 126.638 | 72.988 |
| Proposed dividend | | 0 | 3.000 |
| Equity | | 156.590 | 91.200 |
| Provision for deferred tax | 14 | 1.682 | 1.016 |
| Provisions | | 1.682 | 1.016 |
| Mortgage debt | | 2.151 | 2.910 |
| Bank loan | | 1.565 | 17.297 |
| Lease liabilities | | 165 | 224 |
| Holiday allowance commitment | | 3.315 | 3.544 |
| Non-current liabilities | 15 | 7.196 | 23.975 |
| Bank debt | | 32.840 | 16.489 |
| Lease liabilities | | 61 | 106 |
| Contract work in progress | 11 | 105 | 1.621 |
| Prepayments received from customers | | 14.626 | 24.296 |
| Trade payables | | 60.254 | 62.345 |
| Payables to group enterprises | | 40.384 | 30.705 |
| Payables to owners and management | | 781 | 0 |
| Corporation tax | | 20.223 | 11.558 |
| Other liabilities | | 70.076 | 41.505 |
| Current liabilities | | 239.350 | 188.625 |
| Liabilities | | 246.546 | 212.600 |
| Equity and liabilities | | 404.818 | 304.816 |
| Contingencies etc. | 16 | | |
| Charges and securities | 17 | | |
| Related parties | 18 | | |
| Consolidated Financial Statements | 19 | | |

Equity

| DKK '000 | Share capital | Reserve for net revaluation according to equity value method | Retained profit | Proposed dividend | Total |
|------------------------------------|---------------|--|-----------------|-------------------|----------------|
| Equity at 1 January 2024 | 1.000 | 14.212 | 72.988 | 3.000 | 91.200 |
| Proposed profit allocation, note 7 | | 12.593 | 53.650 | | 66.243 |
| Transactions with owners | | | | | |
| Dividend paid | | | | -3.000 | -3.000 |
| Other legal bindings | | | | | |
| Foreign exchange adjustments | | 2.147 | | | 2.147 |
| Equity at 31 December 2024 | 1.000 | 28.952 | 126.638 | 0 | 156.590 |

Notes

| | 2024 DKK '000 | 2023 DKK '000 |
|---------------------------------------|------------------|------------------|
| 1 Net revenue | | |
| Segment details (geography) | | |
| EMEA (Europe, Middle East, Africa) | 342.769 | 261.899 |
| APAC (Asia-Pacific region) | 196.645 | 146.271 |
| America | 155.954 | 102.621 |
| | 695.368 | 510.791 |
| Segment details (activities) | | |
| Sales of goods | 407.460 | 313.065 |
| Sales of service | 267.508 | 182.737 |
| Other revenue | 20.400 | 14.989 |
| | 695.368 | 510.791 |
| 2 Fee to statutory auditor | | |
| Total fee | | |
| BDO | 1.121 | 452 |
| | 1.121 | 452 |
| Specification of fee | | |
| Statutory audit | 225 | 178 |
| Tax consultancy | 165 | 106 |
| Other services | 731 | 168 |
| | 1.121 | 452 |
| 3 Staff costs | | |
| Average number of full time employees | 51 | 47 |
| Wages and salaries | 65.795 | 45.298 |
| Pensions | 2.764 | 2.086 |
| Social security costs | 363 | 397 |
| Other staff costs | 49 | 109 |
| | 68.971 | 47.890 |
| Remuneration of Executive Board | 35.542 | 17.725 |
| Remuneration of Board of Directors | 478 | 358 |
| | 36.020 | 18.083 |

Notes

| | 2024 DKK '000 | 2023 DKK '000 |
|--|-------------------------|------------------|
| 4 Other financial income | | |
| Group enterprises | 777 | 738 |
| Other interest income | 2.816 | 31 |
| | 3.593 | 769 |
| 5 Other financial expenses | | |
| Group enterprises | 1.972 | 1.735 |
| Other interest expenses | 1.810 | 4.082 |
| | 3.782 | 5.817 |
| 6 Tax on profit/loss for the year | | |
| Calculated tax on taxable income of the year | 20.223 | 11.558 |
| Adjustment of tax for previous years | 682 | 0 |
| Adjustment of deferred tax | 666 | 1.600 |
| | 21.571 | 13.158 |
| 7 Proposed distribution of profit | | |
| Proposed dividend for the year | 0 | 3.000 |
| Allocation to reserve for net revaluation according to equity value method | 12.593 | 8.266 |
| Retained earnings | 53.650 | 29.295 |
| | 66.243 | 40.561 |
| 8 Intangible assets | | |
| DKK '000 | Patents and licenses | Goodwill |
| Cost at 1 January 2024 | 6.620 | 300 |
| Additions | 1.009 | 0 |
| Cost at 31 December 2024 | 7.629 | 300 |
| Amortisation at 1 January 2024 | 6.473 | 300 |
| Amortisation at 31 December 2024 | 6.473 | 300 |
| Carrying amount at 31 December 2024 | 1.156 | 0 |

Notes

9 | Property, plant and equipment

| DKK '000 | Land and buildings | Other plants, machinery, tools and equipment |
|---|------------------------|--|
| Cost at 1 January 2024 | 12.135 | 4.275 |
| Additions | 64 | 162 |
| Cost at 31 December 2024 | 12.199 | 4.437 |
| Depreciation and impairment losses at 1 January 2024 | 7.418 | 3.222 |
| Depreciation for the year | 643 | 284 |
| Depreciation and impairment losses at 31 December 2024 | 8.061 | 3.506 |
| Carrying amount at 31 December 2024 | 4.138 | 931 |
| <hr/> | | |
| Finance lease assets | | 302 |
| DKK '000 | Leasehold improvements | Goods used for leases |
| Cost at 1 January 2024 | 0 | 5.309 |
| Additions | 247 | 17.413 |
| Disposals | 0 | -215 |
| Cost at 31 December 2024 | 247 | 22.507 |
| Depreciation and impairment losses at 1 January 2024 | 0 | 1.057 |
| Depreciation for the year | 10 | 560 |
| Depreciation and impairment losses at 31 December 2024 | 10 | 1.617 |
| Carrying amount at 31 December 2024 | 237 | 20.890 |
| <hr/> | | |

Notes

10 | Financial non-current assets

| DKK '000 | Equity investments | |
|---|----------------------|--------------------------------------|
| | in group enterprises | Rental deposit and other receivables |
| Cost at 1 January 2024 | 1.836 | 556 |
| Additions | 3.542 | 213 |
| Disposals | -19 | -74 |
| Cost at 31 December 2024 | 5.359 | 695 |
| Revaluation at 1 January 2024 | 14.212 | 0 |
| Exchange adjustment | 2.147 | 0 |
| Profit/loss for the year | 11.594 | 0 |
| Reversal of value adjustment on divested assets | 1 | 0 |
| Other adjustments | 998 | 0 |
| Revaluation at 31 December 2024 | 28.952 | 0 |
| Carrying amount at 31 December 2024 | 34.311 | 695 |

Investments in subsidiaries (DKK '000)

| Name and domicil | Equity | Profit/loss for the year | Ownership |
|--|--------|--------------------------|-----------|
| Skyways Technics Asia Sdn. Bhd, Malaysia | 22.589 | 5.259 | 100 % |
| Skyways Technics HU Kft., Hungary | -166 | 56 | 100 % |
| Skyways Technics Americas LLC, USA | 5.034 | 4.408 | 100 % |
| Ciporo DMCC, Dubai | 6.681 | 2.940 | 100 % |
| Skyways Technics France S.A.S, France | -1.061 | -1.069 | 100 % |

The company has acquired shares in Ciporo DMCC during the year. In connection with the acquisition, a badwill of 1,701 ('000) has arisen, which has been recognized as income for the year

| | 2024 DKK '000 | 2023 DKK '000 |
|---|------------------|------------------|
| 11 Contract work in progress | | |
| Sales value of the period unfinished production | 25.424 | 20.234 |
| Invoiced on account | -10.805 | -10.329 |
| Contract work in progress, net | 14.619 | 9.905 |
| Recognised as follows: | | |
| Contract work in progress (asset) | 14.724 | 11.526 |
| Contract work in progress (liability) | -105 | -1.621 |
| | 14.619 | 9.905 |

Notes

| | 2024 DKK '000 | 2023 DKK '000 |
|--|------------------|------------------|
| 12 Prepayments and accrued income | | |
| Prepayments and accrued income includes prepaid expenses relating to the following financial year. | | |
| Costs | 8.524 | 5.236 |
| | 8.524 | 5.236 |

13 | Share capital

Allocation of Share capital:

| | | |
|---|--------------|--------------|
| Shares, 1.000.000 unit in the denomination of 1 DKK | 1.000 | 1.000 |
| | 1.000 | 1.000 |

14 | Provision for deferred tax

Provision for deferred tax comprises deferred tax on contract work in progress, amortized loan costs, intangible, tangible fixed assets included lease and taxable loss.

| | 2024 DKK '000 | 2023 DKK '000 |
|--|------------------|------------------|
| Deferred tax, beginning of year | 1.016 | -585 |
| Deferred tax of the year, income statement | 666 | 1.601 |
| Provision for deferred tax 31 December 2024 | 1.682 | 1.016 |

15 | Long-term liabilities

| DKK '000 | 31/12 2024 total liabilities | Repayment next year | Debt outstanding after 5 years | 31/12 2023 total liabilities |
|------------------------------|---------------------------------|------------------------|-----------------------------------|---------------------------------|
| Mortgage debt | 2.891 | 740 | 0 | 3.590 |
| Bank loan | 2.285 | 720 | 0 | 21.937 |
| Lease liabilities | 226 | 61 | 0 | 330 |
| Holiday allowance commitment | 3.443 | 128 | 2.900 | 3.544 |
| | 8.845 | 1.649 | 2.900 | 29.401 |

Notes

16 | Contingencies etc.

Contingent assets

The company has entered into operating lease agreements which have not been recognised in the financial statement. The liability is DKK ('000) 514 at 31 December 2024. The agreements have an average remaining term of 18 months.

The company has entered into a rental contract, which is basically non-terminable until 31. July 2031. The annual rent amounts to DKK ('000) 2,623. The remaining liability amounts to DKK ('000) 17,268

The company has signed an agreement for lease of the land where the company's buildings are located, which is basically non-terminable until 31. December 2043. The annual rent amounts to DKK ('000) 76. The remaining liability amounts to DKK ('000) 1,447

In addition, the company has signed agreements for lease of premises etc. with normal term of notice.

Joint liabilities

The Company is jointly and severally liable together with the Parent Company and the other group companies in the joint taxable group for tax on the group's joint taxable income and for certain possible withholding taxes, such as dividend tax, etc.

Tax payable on the Group's joint taxable income is stated in the annual report of Nywati ApS, which serves as management Company for the joint taxation.

17 | Charges and securities

As security for mortgage debt of DKK ('000) 2,891 security has been provided in buildings. The carrying amount of buildings is DKK ('000) 4,138 at 31 December 2024.

As security for bank debt of DKK ('000) 31,379 the company has pledged a corporate mortgage of a nominal amount of DKK ('000) 40,000. The corporate mortgage comprises the following assets whose carrying amount at the balance sheet date is:

| | DKK '000 |
|--|----------|
| Patents and licenses | 1.156 |
| Other plants, machinery, tools and equipment | 629 |
| Leasehold improvements | 237 |
| Trade receivables | 82.616 |
| Inventories | 195.722 |
| Goods used for leases | 20.890 |

The company's corporate mortgage has been increased by an additional DKK ('000) 46,500 during the period between the financial statement closing date and the reporting date, bringing the total corporate mortgage for the company to DKK ('000) 86,500 as of 10 January 2025.

Notes

18 | Related parties

The Company's related parties include:

Controlling interest

STE ApS, Lufthavnsvej 1B, 6400 Sønderborg, CVR no. 41 64 81 63, is the parent company and the company's ultimate legal owner.

Nywati ApS, Lufthavnsvej 1B, 6400 Sønderborg, CVR-no. 39 82 35 51, holds the ultimately majority of voting rights in the company.

Benjamin Jais Nielsen, managing director, Redwood Avenue C 37, Jumeirah Golf Estates, Dubai, is the principal shareholder.

Transactions with related parties

The Company did not carry out any material transactions that were not concluded on market conditions. According to section 98c, subsection 7 of the Danish Financial Statements Act information is given only on transactions that were not performed on common market conditions.

19 | Consolidated Financial Statements

The company is included in the consolidated financial statements of Nywati ApS, Lufthavnsvej 1B, 6400 Sønderborg, Denmark, CVR-nr. 39 82 35 51.

Accounting Policies

The Annual Report of Skyways Technics A/S for 2024 has been presented in accordance with the provisions of the Danish large-size Financial Statements Act for enterprises in reporting class C .

The Annual Report is prepared consistently with the accounting principles applied last year.

Consolidated Financial Statements

Consolidated financial statements have not been prepared because the group fulfils the exemption provisions of section 112 of the Danish Financial Statements Act on sub-groups. The company is included in the consolidated financial statements of Nywati ApS, Lufthavnsvej 1B, 6400 Sønderborg, CVR number. 39 82 35 51

Income Statement

Net revenue

The net revenue from sale of merchandise and finished goods is recognised in the income statement if supply and risk transfer to purchaser has taken place before the end of the year.

Net revenue from sale of commercial goods, where the customer pays a fee for an exchange transaction with a similar spare part, is recognised by the net amount. Cost of sales is accordingly not recognised for these transactions.

Recharging of costs of repairs incl. mark up is recognised in the revenue for the period.

Net revenue from sale of maintenance and repair of flights is recognised as the work is performed, by which net revenue for the year correspond to sales value of the work performed (the production method).

Net revenue is recognised exclusive of VAT and less duties and discounts related to the sale.

Goods purchased

Goods purchased comprises the costs of purchased goods for resale used to reach the revenue for the year.

Changes in inventories of finished goods

Changes in inventories of finished goods comprise decrease or increase of inventories of goods for resale. Additionally, normal impairment of inventories of goods for resale is included.

Other operating income

Other operating income includes items of a secondary nature in relation to the Group's and the Company's activities, including profit from sale of intangible and tangible fixed assets.

Other external expenses

Other external expenses include cost of sales, advertising, administration, buildings, bad debts, operational lease expenses, etc.

Payments related to operating lease expenses and other lease agreements are recognised in the Income Statement during the continuance of the contract. The Company's total liability concerning operating and other lease agreements are stated under contingencies, etc.

Staff costs

Staff costs comprise wages and salaries, including holiday pay and pensions and other costs for social security etc. for the company's employees. Repayments from public authorities are deducted from staff costs.

Accounting Policies

Other operating expenses

Other operating expenses include items of a secondary nature in relation to the enterprises' principal activities, including loss from sale of intangible and tangible fixed assets.

Income from investments in subsidiaries

The income statement of the parent company recognises the proportional share of the results of each subsidiary after full elimination of intercompany profits/losses and deduction of amortisation of goodwill.

In connection with transfers, potential profits are recognised when the economic rights related to the sold equity interests are transferred, however, at the earliest when the profit has been realised or is regarded as realisable. Moreover, realised losses other than impairments are included where identified.

Financial income and expenses

Financial income and expenses include interest income and expenses, financial expenses of finance leases, realised and unrealised gains and losses arising from investments in financial assets, debt and transactions in foreign currencies, amortisation of financial assets and liabilities as well as charges and allowances under the tax-on-account scheme etc. Financial income and expenses are recognised in the income statement by the amounts that relate to the financial year.

Tax

The tax for the year, which consists of the current tax for the year and changes in deferred tax, is recognised in the income statement by the portion that may be attributed to the profit for the year, and is recognised directly in the equity by the portion that may be attributed to entries directly to the equity.

The company is jointly taxed with Danish group enterprises. The current Danish corporation tax is distributed between the jointly taxed Danish companies in proportion to their taxable income, and with full distribution with refund regarding taxable losses. The jointly taxed companies are included in the tax-on-account scheme.

Balance Sheet

Intangible fixed assets

Patents and licenses includes software and licences and are measured at the lower of cost less accumulated amortisation and the recoverable amount. Patents are amortised over the remaining patent period and licences are amortised over the period of the agreement, however, no more than 5 years.

Profit or loss from sale of intangible fixed assets is calculated at the difference between the sales price and the carrying amount at the time of the sale. Profit and loss are recognised in the Income Statement under other operating income or other operating expenses.

Tangible fixed assets

Land and buildings, buildings on leased lot, production plant and machinery, other plants, fixtures and equipment are measured at cost less accumulated depreciation and write-downs. No depreciation is provided on land.

The depreciation base is cost less estimated residual value after end of useful life.

The cost includes the acquisition price and costs incurred directly in connection with the acquisition until the time when the asset is ready to be used.

Accounting Policies

Straight-line depreciation is provided on the basis of an assessment of the expected useful lives of the assets and their residual value:

| | <i>Useful life</i> | <i>Residual value</i> |
|-------------------------------------|--------------------|-----------------------|
| Land and buildings | 5-20 years | 0 % |
| Leasehold improvements | 6-7 years | 0 % |
| Other plant, fixtures and equipment | 3-8 years | 0 % |
| Goods used for leases | 3 years | 60-70 % |

Profit or loss on disposal of tangible fixed assets is stated as the difference between the sales price less selling costs and the carrying amount at the time of sale. Profit or loss is recognised in the income statement as other operating income or other operating expenses.

Lease contracts

Lease contracts relating to tangible fixed assets for which the Company bears all material risks and benefits attached to the ownership (finance lease, see IAS 17) are recognised as assets in the Balance Sheet. The assets are at the initial recognition measured at the lower of cost stated at fair value and the and present value of the future lease payments. The internal interest rate of the lease contract, or alternatively the Company's loan interest, is used as discounting factor when calculating the present value. Finance lease assets are hereafter treated as the Group's and the Company's other similar tangible fixed assets.

The capitalised residual lease liability is recognised in the balance sheet as a liability and the interest portion of the lease payment is recognised in the income statement over the term of the contract.

All other lease contracts are considered to be operating leases. Payments related to operating leases and other rental agreements are recognised in the income statement over the term of the contract. The company's total liability relating to operating leases and rental agreements is disclosed as contingencies etc.

Financial non-current assets

Investments in subsidiaries are measured in the Parent Company Balance Sheet under the equity method, which is regarded as a method of measuring/consolidation.

Investments in subsidiaries are measured in the Balance Sheet at the proportional share of the enterprises' carrying Equity value, calculated in accordance with the Parent Company's accounting policies with deduction or addition of unrealised intercompany profits or losses, and with addition of remaining additional values and goodwill calculated according to the acquisition method. Negative goodwill is recognised in the Income Statement upon acquisition of the Equity interest. Where the negative goodwill is related to takeover of contingent liabilities, the negative goodwill is not recognised before the contingent liabilities are settled or cancelled.

The combination method is applied when acquiring enterprises within the Group, where the combination is regarded as completed at the date of acquisition, and by using the carrying amounts of the assets and liabilities acquired.

The difference between the acquisition cost and carrying amounts is recognised directly in equity.

Net revaluation of investments in subsidiaries is transferred under equity to reserve for net revaluation under the equity value method to the extent that the carrying amount exceeds the acquisition value.

Profit and loss at disposal of investments in subsidiaries are determined as the difference between the net selling price and the carrying amount of the disposed investment at the time of sale, including non-depreciated excess values and goodwill. Profit and loss are recognised in the Income Statement under income from investments.

Accounting Policies

Investments in subsidiaries with negative equity value are measured at DKK 0. Any receivables with these companies are written off, to the extent that the receivable is uncollectible from a specifically assessed indication of impairment. To the extent that the Parent Company has a legal or actual obligation to cover a negative balance which exceeds the receivable, the remainder is recognised under provisions for liabilities.

Deposits include rental deposits which are recognised and measured at cost. Deposits are not depreciated.

Impairment of fixed assets

The carrying amount of intangible and tangible fixed assets together with investments, which are not measured at fair value, are valued on an annual basis for indications of impairment other than that reflected by amortisation and depreciation.

In the event of impairment indications, an impairment test is made for each asset or group of assets, respectively. If the net realisable value is lower than the carrying amount, write-down is provided to the lower value.

The recoverable amount is calculated at the higher of net selling price and capital value. The capital value is determined as the fair value of the expected net cash flows from the use of the asset or group of assets and the expected net cash flows from sale of the asset or group of assets after the end of its useful life.

Inventories

Inventories are measured at cost using FIFO. If the net realisable value is lower than cost, write-down is provided to the lower value.

The cost of merchandise as well as raw materials and consumables is calculated at acquisition price with addition of transportation and similar costs.

Components, which are species goods, are measured individually at the actual cost.

The net realisable value of inventories is stated at sales price less completion costs and costs incurred to execute the sale and is determined with due regard to marketability, obsolescence and development in expected sales price. The value of inventory is linked with uncertainty from demand/supply and obsolescence/ outphasing which affect the development in prices. When assessing these uncertainties, management applies a number of assumptions and estimates which are in nature judgemental.

Receivables

Receivables are measured at amortised cost which usually corresponds to nominal value. The value is reduced by write-down to meet expected losses.

Write-off is performed to provide for losses when an objective indication has been assessed to have incurred that a receivable or a portfolio of receivables are impaired. If there is an objective indication that an individual receivable is impaired, the write-off is performed at individual level.

Receivables for which there are no objective indication of impairment at individual level are assessed at portfolio level for objective indication of impairment. The portfolios are primarily based on the debtors' registered office and credit rating in accordance with the Company's policy for credit risk management. The objective indicators, which are applied for portfolios, are determined based on the historical loss experiences.

Write-off is determined as the difference between the carrying amount of receivables and the present value of the expected cash flows, including realisable value of any received collaterals. The effective interest rate is used as discount rate for the single receivable or portfolio.

Accounting Policies

Contract work in progress

Work in progress on contract is measured at the sales value of the work performed. The sales value is measured on the basis of the degree of completion on the Balance Sheet date and the total anticipated revenue related to the specific piece of work in progress. The stage of completion is determined based on an assessment of the work performed, usually calculated as the relation between the costs incurred and the total expected costs for the contract in question.

Accruals, assets

Accruals recognised as assets include costs incurred relating to the subsequent financial year.

Tax payable and deferred tax

Current tax liabilities and receivable current tax are recognised in the balance sheet as the calculated tax on the taxable income for the year, adjusted for tax on the taxable income for previous years and taxes paid on account.

The Company is subject to joint taxation with Danish group companies. The current corporation tax is distributed among the joint taxable companies in proportion to their taxable income and with full allocation and refund related to tax losses. The joint taxable companies are included in the on account tax scheme. Joint taxation contributions receivable and payable are recognised in the Balance Sheet under current assets and liabilities, respectively.

Deferred tax is measured on the temporary differences between the carrying amount and the tax value of assets and liabilities.

Deferred tax assets, including the tax value of tax loss carry-forwards, are measured at the expected realisable value of the asset, either by set-off against tax on future earnings or by set-off against deferred tax liabilities within the same legal tax entity.

Deferred tax is measured on the basis of the tax rules and tax rates that under the legislation in force on the balance sheet date would be applicable when the deferred tax is expected to crystallise as current tax. Any changes in the deferred tax resulting from changes in tax rates, are recognised in the income statement, except from items recognised directly in equity.

Liabilities

Financial liabilities are recognised at the time of borrowing by the amount of proceeds received less borrowing costs. In subsequent periods, the financial liabilities are measured at amortised cost equal to the capitalised value when using the effective interest, the difference between the proceeds and the nominal value being recognised in the income statement over the term of loan.

Other liabilities are measured at amortised cost equal to nominal value.

Foreign currency translation

Transactions in foreign currencies are translated at the rate of exchange on the transaction date. Exchange differences arising between the rate on the transaction date and the rate on the payment date are recognised in the Income Statement as a financial income or expense.

Receivables, payables and other monetary items in foreign currencies that are not settled on the Balance Sheet date are translated at the exchange rate on the Balance Sheet date. The difference between the exchange rate on the Balance Sheet date and the exchange rate at the date when the receivables or payables come into existence recognised in the Income Statement as financial income or expenses.

Fixed assets acquired in foreign currencies are translated at the rate of exchange on the transaction date.

Exchange adjustment of intercompany accounts with foreign subsidiaries that are deemed to be an addition to or deduction from the equity of independent subsidiaries are recognised directly in the equity.

Accounting Policies

Cash Flow Statement

With reference to section 86 of the Danish Financial Statements Act, the preparation of a cash flow statement has been omitted.