






Curriculum Adoption Toolkit: An Overview

The ELSF’s Curriculum Adoption Toolkit supports district leaders, adoption committees, and school boards in selecting high-quality, standards-aligned instructional materials that are equitable, research-based, and inclusive of multilingual learners (MLLs).

Centered on equity and content standards, the toolkit provides practical, downloadable resources to help ensure adopted materials address the language development needs of MLLs, promote culturally and linguistically responsive teaching, and improve student engagement, achievement, and confidence.

FOCUS AREA	KEY IDEA	TOOLS & RESOURCES
 <p>Step 1 Review the Landscape</p>	<p>Understand current multilingual learner (MLL) achievement and experiences to identify needs and opportunities in your district.</p>	<ul style="list-style-type: none"> • Step 1 Checklist: Multilingual Learner Landscape Analysis • Step 1: English Learner Data Inventory • Step 1: Student Experience Interview Protocol • Step 1: Teacher Focus Group Protocol
 <p>Step 2 Strengthen Adoption Criteria</p>	<p>Integrate instructional materials review criteria that address the assets and needs of multilingual learners into district adoption processes to ensure equity and representation.</p>	<ul style="list-style-type: none"> • Step 2: Scenarios for Multilingual Learner Criteria <p>Supplementary Resources</p> <ul style="list-style-type: none"> • ELSF’s Benchmarks of Quality • English Language Development Guidelines • Early Childhood Guidelines
 <p>Step 3 Prepare Inclusive Review Team</p>	<p>Build and train a diverse Adoption Committee equipped to evaluate materials through an MLL lens.</p>	<ul style="list-style-type: none"> • Step 3 Checklist: Adoption Committee and Reviewer Training • Step 3: Training & Orientation Sample Agenda
 <p>Step 4 Conduct the Review & Make Decisions</p>	<p>Ensure materials selection and piloting processes are inclusive of MLLs, with transparent communication and collaboration.</p>	<ul style="list-style-type: none"> • Step 4 Checklist: Inclusive Materials Review • Step 4 Checklist: Piloting Materials • Step 4 Checklist: Communication With Publishers <p>Supplementary Resources</p> <ul style="list-style-type: none"> • School Board Members and Equitable Materials Adoption
 <p>Step 5 Plan for Launch & Implementation</p>	<p>Develop a launch plan that ensures newly adopted materials are implemented equitably and effectively for MLLs.</p>	<ul style="list-style-type: none"> • Step 5 Checklist: Launching Implementation