



435 GTO



435 GTO

Unveiling a new horizon of boating excellence, Galeon Yachts introduces the 435 GTO. The side profile commands attention with expansive hull windows and glazed balconies, while the wheelhouse offers a 360° panorama through glass walls. Abundant onboard space elevates outdoor entertaining, whether underway or at anchor.

The cockpit effortlessly transforms, featuring a sliding aft bench that can face different directions, complemented by a convertible aft cockpit area for al fresco dining. Enhance comfort with the retractable sunshade, providing shelter in inclement weather, while avid anglers will appreciate the six roof-mounted rod holders.

Galeon equips the 435 GTO with deployable balconies on both sides, significantly expanding the cockpit's width for leisure and socializing. Sliding glass doors offer climate control, privacy, and security.

The main deck holds a wet galley on the port side, a U-shaped dinette, and three independent sport seats opposite the helm. Ingenious engineering allows the hull-located windows to lower at the push of a button, and the sunroof retracts instantly.

The 435 GTO ensures easy access to the bow area, featuring a flush floor design and a comfortable front bench with reclining seats, headrests, armrests, cupholders, and outdoor speakers. Inside, meticulous cabinetry, a walk-in shower, and a well-equipped galley elevate the interior. The master bedroom offers a double bed, while the guest cabin accommodates double and single beds.

The 435 GTO by Galeon Yachts seamlessly marries impeccable performance with lavish refinement, surpassing expectations within its class.



GRAND TOURING VOYAGER
435 GTO











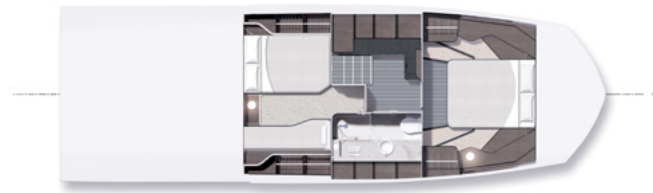


435 GTO

TECHNICAL DATA

Length of the hull	[m]	12,55
Length overall	[m]	13,65
Beam of the hull	[m]	4,11
Beam overall	[m]	5,91
Draft max ₁	[m]	1,00
Bridge clearance ₂	[m]	TBD
Height to transport	[m]	4,29
Fuel tank capacity	[dm³]	2000
Water tank capacity	[dm³]	300
Grey water tank	[dm³]	150
Black water tank	[dm³]	100
Mass of Light Craft Condition ₃	[kg]	16208
Maximum Load	[kg]	3590
Min. engine (-s) power	[kW/hp]	3x 297/400
Max. engine (-s) power	[kW/hp]	3x 447/600
Crew limit		14
Category		B

₁ – without propellers
₂ – max. height from water line at draft min.
₃ – minimum mass with base engines
TBD – to be determined

LAYOUTS



TECHNOLOGY



GTO

Agile. Fast. Built for adventure. The GTO Class captures the spirit of the weekend escape with smart, purposeful design and bold performance. Crafted for those who crave speed and excitement, it delivers maximum thrills in a sleek, compact form. GTO is made to move. And built to impress.





www.galeon.yachts