

# metaphor

October 2025 | Issue Number 05

## DESIGN-BUILD

**Festival Of Lights Edition**

**Outdoor Lighting Ideas & More  
Mater Lighting Design  
this Diwali**

**Vastu Tips for  
Lamp Placement**

**Organo Antharam: A Home Designed With Empathy**



**MEENA MURUGAPPAN**

Author

**SEJAL MENGAJI**

Associate Editor

**THE SOCIAL ARCH**

Photography

## Design Team

**SUHAIL ABUZAR**

Interior Designer

**ARJUN KARTHIK**

Interior Designer

**KUMKUM NATH**

Interior Designer

**MYTHTEYI.M**

Interior Designer

**JHANSI LAKSHMI VURA**

Interior Designer

**SYED WAHEED**

Site Engineer Delivery

Moinabad road,  
beside Deccan granites,  
Himayatnagar, Telangana 500075.

[www.metaphorinteriors.co.in](http://www.metaphorinteriors.co.in)





# TABLE OF CONTENTS

**06 Trend Tracker**

**08 How Lighting  
Transforms Spaces  
& Moods**

**10 Outdoor Lighting  
Ideas**

**12 Design Dilemma**

How Do I protect My Outdoor  
Furniture During Festive season

**14 Feature Home**  
Organo Antharam

**14 Where To Place  
Your Diyas During  
Diwali**

Lights, Diyas and more

**16 Metaphor  
Recommends**



# WHAT'S TRENDING?

## VINTAGE MAXIMALISM

This trend celebrates "things that make you happy", a philosophy embodied by comedian Nicole Byer's Los Angeles home featured in *Better Homes & Gardens*, where tiger print couches and patterned rugs create biographical interiors that tell personal stories rather than chase resale value. Designer Matthew Williamson champions this eclectic approach, encouraging bold combinations like florals and stripes together. *(in frame)*

To incorporate vintage maximalism this season, opt for antique lanterns at flea markets, mix vintage brass lamps with modern fixtures, display inherited diya alongside contemporary pieces, and create gallery walls with mixed-era frames to achieve this character-rich aesthetic.



## SOFT CURVES & METALLIC FINISHES

The curve trend has evolved into sophisticated biomorphic forms meeting lustrous metals, with polished nickel making a comeback alongside warm brass in wave-like pendants and petal-inspired sconces. This pairing creates the refined elegance dominating luxury furniture in 2025, where organic shapes soften while metallic finishes add glamour. Tanisha Vadiya by Azure Interiors poses as a striking example *(in frame)*

Incorporate curved brass floor lamps, nickel-finished wall sconces, organic-shaped copper lanterns, and rounded metallic trays for diya displays to achieve this balance of softness and shine that defines contemporary sophistication.





## ELEGANT GOTHIC

Another prominent trend of October 2025 centers on moody spaces with deep jewel tones like burgundy, charcoal, and deep plum, where shadows aren't flaws but features. Here, drama whispers rather than shouts. This elegant gothic aesthetic combines velvet textures with brass accents, creating spaces that feel both intimate and theatrical. Abigail Ahern's designs (*in frame*) are the most prominent champions of elegant gothic. Her signature look includes matte black surfaces paired with brass accents, botanical prints in dark frames, and what she calls "cocooning" spaces where darkness feels comforting rather than oppressive.

Create this cinematic mood with burgundy accent walls paired with brass sconces, charcoal velvet outdoor cushions, black window frames, deep plum curtains that frame festive lights, and strategic lighting that embraces shadows as part of the design.

## HANDCRAFTED TEXTURES

*In frame: a home inspired by the Windsors, designed by Miles Redd and David Kaihoi (right)*

Handwoven textiles, bouclé fabrics, hand-knotted rugs, artisan ceramics, hand-carved wood details, and visible maker's marks are everywhere. The trend celebrates imperfection—slight irregularities that prove human hands created the piece rather than machines. Textured fabrics with raised patterns, chunky hand-loomed throws, and furniture with tactile surfaces invite touch and create sensory-rich spaces.



## STATEMENT PENDANTS


One-of-a-kind, artisan-made pendants that serve as room centerpieces are replacing mass-produced lighting, with emphasis on visible craftsmanship and natural materials. Launched in 2008 and still hugely influential in 2025, the Beat series consists of handcrafted brass pendants inspired by traditional Indian water vessels. (*in frame*) (*top right*)

This trend highlights ceramic fixtures with hand-painted details, woven rattan pendants, and hand-blown glass pieces.





# How Lighting Transforms Spaces Moods




Designer Rogier van der Heide once said, "Lighting design is not about the number of lights or the lumens they emit. It's about the story they tell."

His words capture a fundamental shift in how we approach lighting design today, which is no longer simply about visibility. Research reveals that the lighting in your home profoundly affects mood and well-being, with the power to stimulate calm, improve concentration, or promote relaxation. When lighting design can make or break a space, choosing what works best for you becomes essential.

## Light and the Perception of Space

Lighting fundamentally shapes how we perceive size, shape, and volume. The right approach can make spaces feel visually larger, more welcoming, and sophisticated. Diffuse lighting distributed evenly creates a sense of spaciousness, while focused beams highlight specific elements such as artwork, architectural details, or statement furniture.

The interplay of color temperature, intensity, and direction influences spatial perception in powerful ways. Warm lighting evokes coziness and intimacy, while cool lighting conveys modernity and dynamism. When aligned with a room's function, these qualities enhance both productivity and flow throughout your day.












Natural Light



Warm Light



Cool Light



Neutral Light

## Lighting and Moods

### Natural Light

Natural illumination regulates our circadian rhythm, affecting melatonin and serotonin production. Well-lit spaces with abundant daylight promote greater well-being, increase concentration, and reduce eye fatigue. Exposure to sunlight also improves sleep quality and strengthens the immune system, making it the foundation of healthy interior environments.

### Warm Lighting

Warm light conveys comfort and intimacy through color temperatures below 3300K, often associated with dusk and candlelight. This creates ideal conditions for relaxation in bedrooms and living rooms, where a soothing atmosphere is paramount. Restaurants and cafes similarly benefit from warm lighting, which fosters closeness and encourages lingering.

### Cool Lighting

With temperatures above 5000K, cool light energizes and stimulates. It improves concentration, reduces fatigue, and increases alertness, making it perfect for offices, kitchens, and workspaces where visual clarity matters most. Schools, gyms, and commercial environments also thrive under cool lighting, which encourages dynamism and productivity.

### Neutral Lighting

Neutral light (3300K-5000K) balances warm and cool characteristics, offering versatile illumination for multifunctional areas. This adaptable option works well in hallways, lobbies, bathrooms, and commercial spaces, creating neutral zones that maintain both comfort and focus.

Thoughtful lighting elevates any space, transforming dull habitats into vibrant environments brimming with personality. By understanding and applying different lighting techniques, styles, and fixtures, you can dramatically improve how spaces are perceived and utilized so that they truly support the way you live and work.





# Light Up Your Outdoor Parties



*the right way*

Outdoor areas are an extension of your living spaces. Patios, decks, and terraces are the best spots to enjoy festivals, sunsets, host barbecues, dine, have parties, or simply chat with your loved one. However, without proper lighting, these spaces can soon turn your plans into a spooky experience.

Let's explore some easy lighting ideas for your outdoor spaces, so you can host memorable evenings filled with light and happiness, both literally and metaphorically.



- **String Lighting for a Whimsical Touch:** One of the most popular and beautiful options is to suspend decorative string lighting overhead. This addition brings a playful charm to your evenings and enhances your photos. You can choose to have continuous festoon lighting wired from eave to eave, or you can create an individual pendant cluster hanging over the seating area.
- **In-ground LED lights** can subtly accentuate areas like entrances, planting beds, and water features, elevating your space with a sophisticated look.
- **Lanterns for Creating Romance:** You can use freestanding lanterns along pathways, hanging lanterns on trees or railings, or a collection of lanterns on the table for an intimate meal. Decorative lanterns can transform your space, creating a warm and inviting atmosphere.
- **Solar Pathway Lighting:** If you're looking for hassle-free lighting solutions, solar lights are an excellent choice. These lights charge automatically during the day and require no wiring. Models with motion sensors illuminate when someone approaches, so you won't have to worry about early visitors.
- **Smart outdoor lighting:** These systems provide a hassle-free experience with automated wireless control. You can manage the lighting temperature, timing, and intensity directly through the app.









# **“How can I protect my outdoor furniture during the festive season?”**

Festival season brings celebrations, joy, sweets, and exciting gifts, but it also brings guests, parties, and increased use of outdoor furniture. Also, the unpredictable Indian weather can contribute to the wear and tear of your outdoor furniture.

Here's how you can handle it like a pro.







Common damages during this time can include food and drink stains, wax drips from diyas, fabric fading due to sunlight, and dirt from general use. Here are some simple tips and tricks to protect your outdoor furniture from these damages:

**1. Before the Celebration:** Apply protective treatments like wood sealers or fabric protectants to your furniture and cushions. Ensure these products are free of toxins.


**2. Use Waterproof Covers:** When not entertaining guests, cover your furniture with waterproof covers to protect it from the elements.

**3. During the Celebrations:** Place delicate pieces away from high-traffic areas to avoid spills or damage. Consider designating certain furniture for display only.

**4. In Case of Spills:** Clean up spills immediately, especially from oil-based diyas, as they can be difficult to remove once dried.

**5. Use Protective Items:** Utilize placemats, coasters, and trivets for hot dishes, and place protective pads under diyas and decorative items.

**6. Post-Celebration Care:** Conduct a thorough cleaning routine within 48 hours after the celebrations. Inspect all furniture for damage, deep clean the cushions and fabrics, and reapply protective coatings. If you encounter stubborn issues, consider seeking professional help.









# Feature Home

## Organo Antharam


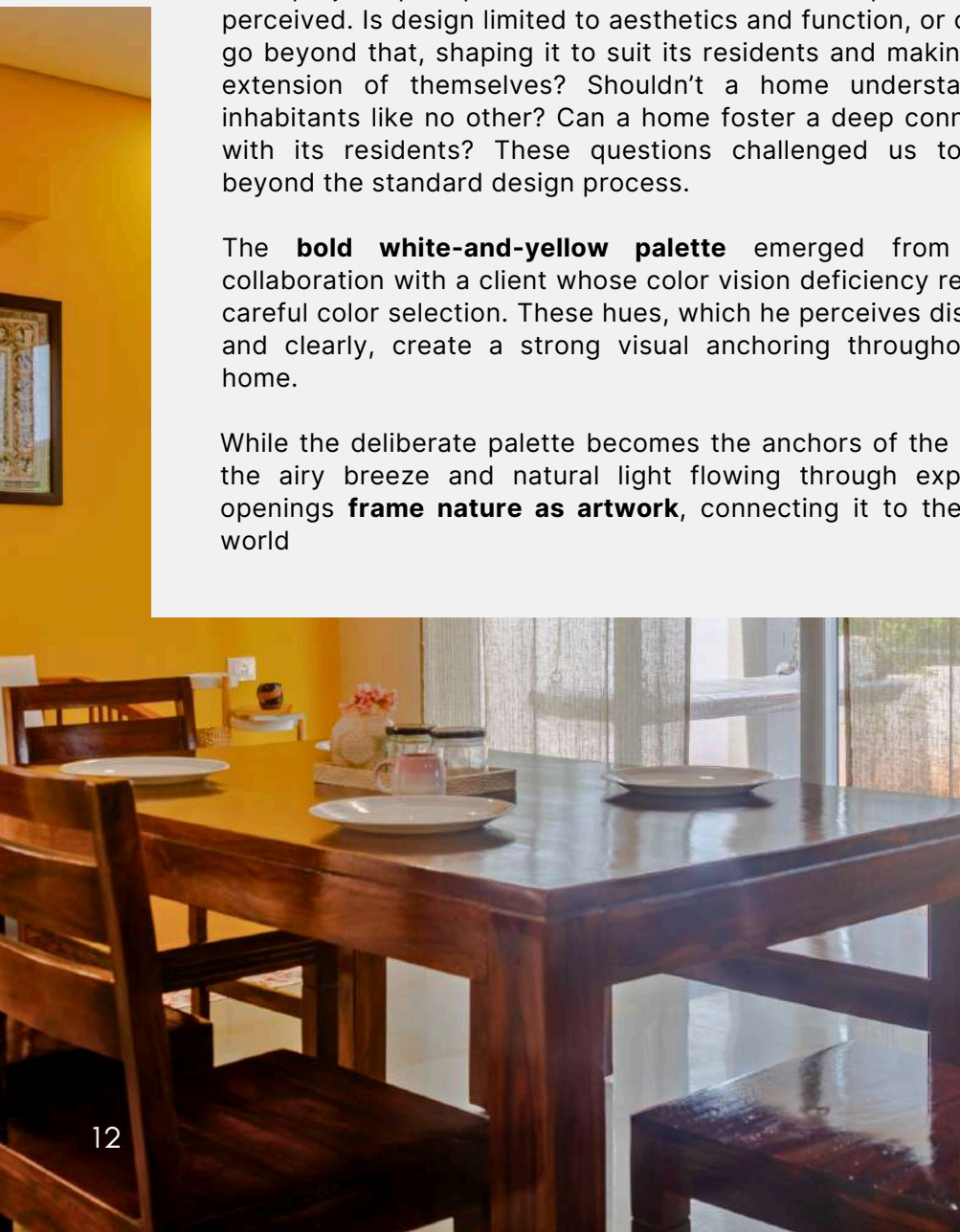
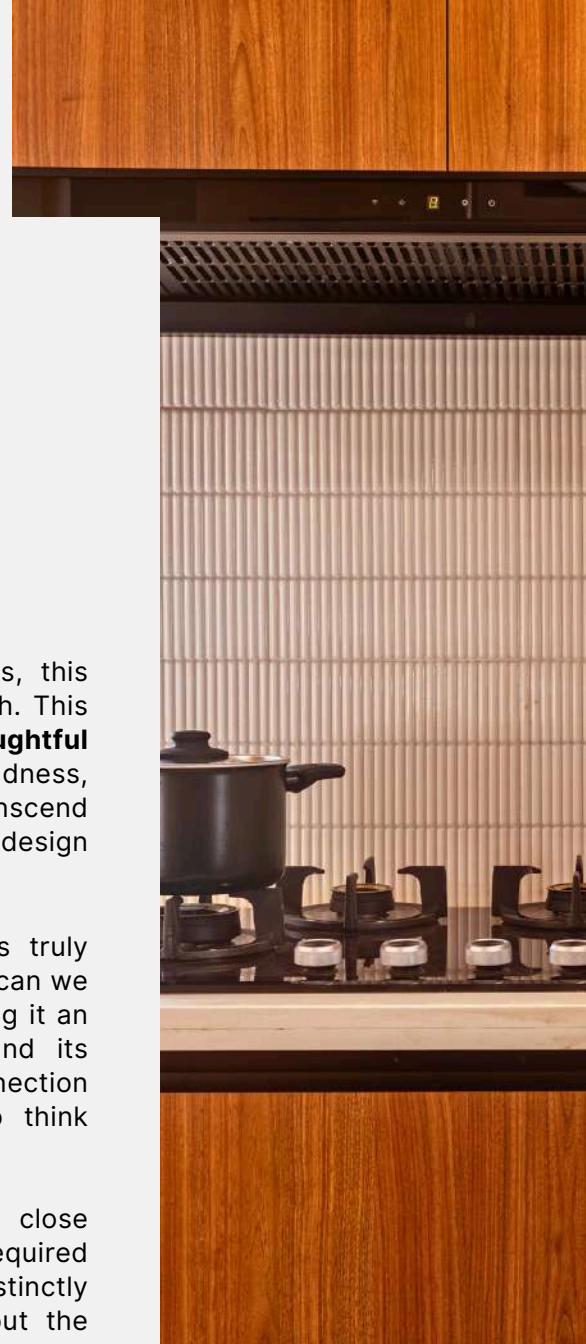
### A Home Designed With Empathy

In a world where color often dictates design decisions, this residence at Organo Antharam takes a different approach. This project is rooted in **empathy, accessibility, and thoughtful design**. The homeowner, who experiences color blindness, challenged the design team to create spaces that transcend conventional chromatic language, proving that meaningful design isn't about what you see, but how you experience a space

This project prompted us to consider how a space is truly perceived. Is design limited to aesthetics and function, or can we go beyond that, shaping it to suit its residents and making it an extension of themselves? Shouldn't a home understand its inhabitants like no other? Can a home foster a deep connection with its residents? These questions challenged us to think beyond the standard design process.

The **bold white-and-yellow palette** emerged from close collaboration with a client whose color vision deficiency required careful color selection. These hues, which he perceives distinctly and clearly, create a strong visual anchoring throughout the home.

While the deliberate palette becomes the anchors of the space, the airy breeze and natural light flowing through expansive openings **frame nature as artwork**, connecting it to the outer world





The aim was to create a space that feels expansive despite modest proportions, warm despite minimal color, and deeply personal despite restrained aesthetics.















The **minimalist approach** serves multiple purposes. By stripping away visual clutter, the design creates clarity. High ceilings with **recessed cove lighting** and **warm wood trim** allow light to travel unobstructed, while the strategic window placement brings the outside in.

Every piece of furniture in this home was **custom-made**. The clean-lined wooden sofa with its distinctive slat back detail, the precisely proportioned coffee table, the carefully scaled side chair—each designed specifically for this family's needs and this home's proportions. The **natural teak tones** provide textural contrast against the white-yellow palette, adding depth through material rather than color variation. The decor is kept minimal as well, such as the **geometric-patterned rug**, which grounds the seating area without overwhelming it, its linear design providing subtle visual interest that doesn't compete for attention.

In the dining room, a solid **sheesham wood table** sits beneath a statement chandelier that is both subtle and striking, allowing the space to breathe. The kitchen pairs functionality with finesse. **Saturno Walnut laminates** offer depth and warmth, while **KitKat mono tiling** adds a rhythmic charm to the backsplash.

Together, these choices create a home that feels both curated and personal, where materials are the storytellers.





## A Note From The Client

“

My husband, Sharanya, and I have been very excited about our home in Antharam. We love spending time indoors with our friends, catching up on our reading, or taking long walks - Antharam was perfect for all these activities. We loved the open-plan layout of the house, which felt perfect for our little family.

During our initial discussion with the Metaphor design team, we talked about the tones we desired for the house. We discussed having earthy tones and wooden elements in the house.

After that, it has been a delightful surprise for us to see the design evolve into what it is today—the modern aesthetic with clean lines, the rustic feel of the colors, the lovely kitchen, and Indian elements like the Tandoor stone flooring and exposed bricks—seemed as though it's been plucked out of our dreams.


Furnishing our house was quite challenging. We both love quality furniture, not for future generations, but for the joy of owning well-made pieces. We decided to take our time, carefully choosing items that fit each space. And we did exactly that. Every piece serves either to encourage good conversations with loved ones or to provide a relaxing spot for reading. Thanks to the neutral yet highly specialized design from the Metaphor team, we could blend different styles cohesively throughout the house.”

**- Preethi and Sharanya vemu**



D

iya placements during Diwali serve not only to brighten every corner of your home, but also to invite positivity, prosperity, and guide the arrival of the revered goddess Lakshmi. Whether you wish to adhere to Vastu principles or simply aim to enhance the lighting and welcoming ambiance that defines the Festival of Lights, understanding where to place your diyas, candles, and decorative lamps can transform random decoration into a purposeful design. This guide offers ancient wisdom to help you illuminate your home with both beauty and intention.



**Where To Place  
Your Diyas  
During Diwali?**



Begin with your puja ghar (prayer room) and main entrance. Light the first diya in the nucleus of your home, the puja ghar, before lighting elsewhere in your home; this honors the divine and sets a spiritual intention for your celebrations. It is advisable to place at least four diyas near the main entrance, facing north or east, to welcome divine energies and guests alike. If you have a Tulsi plant at home, light a diya in its vicinity to acknowledge the sacred connection between spirituality and nature.

Additionally, place diyas in the living room and kitchen to keep the heart of your home warm, vibrant, and inviting. However, since these areas are high-traffic zones, position the diyas carefully to avoid burns. Placing diyas on windows and balconies allows light to radiate outward, symbolizing the sharing of prosperity and joy with the world. Avoid placing diyas in the southwest direction, as this is believed to accumulate stagnant energy.

In Vastu, lighting diyas symbolizes the dispelling of both physical and spiritual darkness.





# METAPHOR

## Recommends

This Diwali, illuminate your celebrations with products that glow with conscience. Our curated selection features sustainable outdoor lighting and eco-friendly diyas from Indian brands committed to craftsmanship, energy efficiency, and environmental responsibility.



## 01

### Vintage Lampshade

Enhance your space with lanterns inspired by heritage that support local artisans and traditional crafts. These lanterns are made from natural materials, charming your space while being mindful.

Where to use: Indoor-outdoor transitional spaces, balcony corners, living room accent lighting

Recommended from: Brown Living  
Price: ₹1,000 - ₹2,000

## 02

### Bamboo Pendant Light

A unique lamp combining a handwoven shade with a smooth bamboo piece can create a beautiful contrast of textures in your balcony or outdoor spaces.

Recommended from:  
Whispering homes  
Price: ₹3000 - ₹4000





## 03

### Metal Diyas

Metal diyas filled with organic beeswax and fragrance from ornamental flowers used as an offering to God will adorn your home, and can also be a thoughtful gift for friends and family.

*Recommended from:*  
Brown Livingt  
*Price:* ₹900 - ₹1,300



## 04

### Outdoor Garden Lights

Powered by a solar panel with a built-in rechargeable battery, the lights automatically charge during the day. No wires or electricity needed. They can be used during all seasons and weather conditions.

*Recommended from:*  
Green assets or Amazon  
*Price:* ₹900 - ₹3,000

## 05

### Durable Cushion Cover

Opt for cushions made with high-quality fabric that ensures durability and a luxurious feel. Ensure they are simple to clean and maintain, keeping your cushions looking fresh and new.

*Recommended from:*  
Whispering Homes  
*Price:* ₹1,190- ₹1500





# Subscribe to Metaphor

Follow our  
online edition

[www.metaphorinteriors.co.in](http://www.metaphorinteriors.co.in)

Follow our



Instagram



Youtube



Website