

Designing for Growing Minds: The Art of Creating Functional & Fun Children's Rooms

BEYOND FUNCTION: Rethinking Toilet Design for the Modern Home

Feature Home
Organo Kandawada: A Home
Designed With Luxury

MEENA MURUGAPPAN

Director

THE SOCIAL ARCH

Photography

Magazine Design

Design Team

SUHAIL ABUZAR

Interior Designer

ARJUN KARTHIK

Interior Designer

KUMKUM NATH

Interior Designer

MYTHTEYI.M

Interior Designer

JHANSI LAKSHMI VURA

Interior Designer

SYED WAHED

Site Engineer Delivery

Moinabad road,
beside Deccan granites,
Himayatnagar, Telangana 500075.

www.metaphorinteriors.co.in



TABLE OF CONTENTS

04 Trend Tracker

06 Beyond Function:
Rethinking Toilet Design
for the Modern Home

09 How do I design a child's
room that grows with them

11 Organo Kandawada
Proposed Home Design

16 Keeping Up with the
Kids: Easy Upkeep for
Children's Rooms

18 Metaphor
Recommends

WHAT'S TRENDING?

FROM TINY TABLES TO SUSTAINABLE SURFACES

Sustainability, sustainability, and sustainability! How many times have we heard this term being overused in every conversation? Chances are many. Because this isn't just a term, it's the need of the future. It's something that cannot be overlooked or ignored during design. Hence, every space, let alone big or small, is designed in such a way that the eco-friendly aspect is considered as well.

Let's talk about kids' bedrooms, shall we? This space is seeing a major shift in terms of material usability and fixtures used. The eco-friendly aspect is coming into play, which helps create a more successful space. Aesthetics isn't just what is required, but also how well the space is performing.



SUSTAINABLE MATERIALS FOR A HEALTHIER HOME

A variety of materials, such as bamboo, are gaining popularity due to their lightweight and durable nature, making them excellent design choices. These materials are completely natural and sustainable, delivering outstanding performance. Cork wall panels are another fantastic option — they are soft, sound-absorbing, and ideal for enhancing the aesthetic and creative appeal of a space. Following the 4Rs, recycling plays a crucial role. Recycled wood represents the future, providing an ideal surface for a range of paints and textures while being an eco-friendly choice for interiors. Additionally, low-VOC paint options help maintain safe indoor air quality, promoting the well-being of children.

Sustainable materials not only enhance the visual appeal of a home but also contribute to a healthier family by minimizing allergens and creating a safe environment. Technology is equally vital for harvesting and conserving energy for the future. Implementing motion-based sensors can prevent electricity overconsumption and waste. This approach also serves as an excellent way to teach kids about eco-friendly technology and the importance of resource conservation.

EMBRACING SMART HOME TECHNOLOGY

When it comes to technology, we're all aware of touchless systems that enhance convenience and minimize effort.

- **Motion-based lighting:** This feature not only makes your home more energy-efficient but also adapts to your needs by automatically adjusting to movement.
- **Leak detection:** An integrated system automatically identifies leaks throughout the home and sends repair notifications, helping to prevent unnecessary water wastage.
- **Smart thermostats:** These devices learn your preferences and adjust the temperature accordingly, optimizing energy use and maintaining comfort.
- **Voice-activated assistants:** With devices like smart speakers, you can control various aspects of your home—such as lighting, music, and even security—using voice commands, making your daily routine more seamless.
- **Advanced security systems:** Equipped with facial recognition and remote monitoring, these systems offer enhanced protection and peace of mind, allowing you to keep an eye on your home from anywhere.




COLOUR PALETTES THAT SPEAK

Color palettes add to the overall aesthetics of a bedroom, and what's more ideal than calm and neutral colors for kids? This tone helps set the right tone for different activities like sleeping, studying, and playing. It helps reduce sensory overstimulation, helps concentrate better, and makes the room look much livelier. Colors like beige, powder blue, and sage green are colors that you wouldn't want to miss out on!



Spa-inspired color palettes are trending in the bathroom space. From warm greys to muted sage to charcoal accents for the sight contrast look perfect and can become your bathroom's story. Make sure that while using these tones, you pair them with materials that are well-textured to create the perfect balance.

Trust us, after this color palette, you would want to spend every night unwinding in your hot tub amidst the appealing space that can instantly melt your stress away.







Beyond Function: Rethinking Toilet Design for the Modern Home



World Toilet Day falls on 19th November, is an annual reminder about the importance of hygiene, accessibility, and sustainability. This is an aspect often overlooked; however, it is crucial to ensure overall hygiene for all beings. Hygiene ensures that the germs and other bacteria are contained and not spread throughout. This is crucial to ensure that the overall health of the user is not compromised. Ample ventilation and prevention of stagnant water help maintain basic hygiene. Accessibility is another important factor since it caters to people from different walks of life. Including grab rails, non-slip flooring are crucial to design safe and accessible bathroom spaces. Urban context demands for high amount of water, hence saving water for future generations and using smarter and more sustainable fixtures are better for the long run.

Technology is for the future, and what's a better way to integrate it into toilet systems that help create a bigger impact as a whole? Smarter fittings like automated flushing and hand drying systems help save on energy. Minimal water usage is crucial to ensure that water is being used wisely and the precious resource is being saved for the future. Another way to have a more successful approach to toilet design is compact layout planning that creates an open circulation space that supports the comfort levels of different user groups. Intelligently using niches for storage, wall-mounted accessories are one smart way to utilize the area carefully.



Now, since we have a functional bathroom in mind, let's switch to the fun part, the aesthetics! Layering can never go wrong; hence, using the right combinations of tiles, textures, and setting the right ambience will make the bathroom stand out in no time. Anti-skid tiles in vibrant or muted colors do an excellent job of catering to both functionality and aesthetics. Moroccan tiles are so in and definitely a must-try.

In the Indian context, public toilets are mostly inaccessible and inflexible. Hence, it's the need of the hour to ensure that such spaces are made far more functional while also being aesthetically appealing to help create a strong visual identity. The toilets must also be well-maintained, as that is one aspect that can help improve the longevity and usability of public toilets. Good design requires supervision and making the space sustainable as well. Ergonomic designs must be incorporated to create public toilets that are accessible to

Now you must be wondering that, since sustainability is the need of the hour, how do we start making our toilets eco-friendlier at home?

Don't worry, we have curated the top 5 hacks that will make your toilet a step up in sustainability.

- A quick way to have a great smell linger in your bathroom is through an at-home deodorant that also acts as a disinfectant!
- Using baking soda with vinegar weekly to up the game.
- Bio-enzyme cleaners are a great addition to your bathroom that can help prevent clogging of pipes and help prevent water damage. They break down the waste naturally.
- Water wastage can be reduced by 60 percent by using dual flush systems.
- Do not ignore those water pipe leaks. Fix them immediately to ensure conservation of water.
- A natural air freshener goes a long way. Coffee grounds and lemon peels are a great way to have a bathroom you would love.





“How do I design a child’s room that grows with them?”

Flexibility is something that makes any space become stronger in terms of spatial planning and far more efficient. It’s a design not just for now but also for the future. And whose requirements are constantly growing with age, apart from children?

This has been a constant complaint of users: how does a room accommodate the constantly changing preferences of children? One day, they are toddlers who love their muted walls, scribbling all the way, and the next, they are our active teenagers who want more than the boring white walls.



Designing such a space needs more than a simple old idea; it will come eventually through smarter investments and future-proof planning. Here is a step-wise way that the metaphor designers also agree to.

Back to the basics! Start with a simple and muted base. Do not add vibrancy at the start, since it will not accommodate different preferences. Having a soft neutral base will give the space a blank canvas that can either be painted on or stuck on. Other furniture may also be muted and basic so that later on experimentation doesn't stop.


Flexible furniture. There is no way you can create a flexible room when the elements that make up the space are not flexible. Investing in convertible furniture will do a great job of improving the dynamic of the room while helping make it more cost-efficient. Furniture, like an adjustable study desk or an extendable bed, is a great addition and will also minimize your effort and make it much more fun!

Layers and layers! Storage is one thing that constantly needs an upgrade. Right from a space to store toys, it becomes something where books are only stored. Hence, having the right combination of various types of storage is better for the long run, as you get to pick where you want to store and how you want to do it. Modular furniture is the way to go!

Flexible zones. Not only the furniture but also the zoning of the space may be done in such a way that other spaces can be well utilized for other purposes. For instance, a play zone may eventually turn into a reading zone, while storage shifts from toys to books.

Independent design is a way to let children be on their own. Open shelves help them reach the top, while clear categories of storage help them become organized. Wallpapers are a fun way to instantly upgrade a space without breaking the bank. This element can also be easily peeled and stuck according to one's own preference. Might as well be a fun bonding activity!

These are a few ways how your child's bedroom could be more than just a space; it becomes a way for them to navigate through life and help them gain clarity. Since a messy and uncomfortable room might just not be anyone's comfort space, right?







Feature Home

Organo Kandawada


Soft Tones, Slow Living

Stepping into the Organo Kandawada home feels like stepping into a mood — one that's serene, airy, and intentionally calm. Every corner is treated like a moment, and every surface is a quiet cue to slow down. The interior design here isn't trying to impress with extravagance; it impresses with emotion. With its blend of warm and cool tones, modern contemporary lines, and subtle Mediterranean influences, this home is crafted to soothe.

The interior palette is where the story begins. Blue, beige, and white form the visual backbone, creating a soft rhythm across rooms. The blues are not loud or saturated — they're gentle, like the shade of early-morning sky or the coolness of coastal ceramics. Used in selective pockets, these blues add just the right pop, giving surfaces a refreshing contrast while still staying elegant. White takes on the supporting role, offering clarity and a clean visual field. It forms the backdrop against which textures and shapes come alive. Beige, the warmest of the trio, wraps the home with a subtle coziness. It grounds the cool tones, bringing a sandy, sun-washed warmth that keeps the interiors from feeling stark.

This balance between cool and warm tones is intentional — it brings the home into a state of visual neutrality. Nothing jumps out aggressively; everything blends with softness. The palette becomes a calming landscape where the eye glides from space to space without interruption.





The design language is distinctly modern contemporary, built on clean lines, functional layouts, and a decluttered aesthetic. Surfaces are sleek but not cold. Furniture pieces follow simple geometries, with rounded edges and soft curves sneaking in as a nod to Mediterranean influences. This interplay between straight lines and gentle curves keeps the interiors both structured and soulful.









Textures play a crucial role in elevating the calmness of the home. Matte finishes dominate, absorbing light rather than bouncing it. Walls carry smooth textures, and the occasional lime wash-inspired finish brings a slight movement reminiscent of Mediterranean walls. Fabrics lean into comfort — cottons, linens, and soft upholstery in neutral shades maintain a tactile softness. Wooden elements, kept in light to medium tones, add organic warmth without overpowering the colour story.

Natural light flows generously across the interiors, shaping the mood of the home through the day. Large openings let in diffused light that interacts beautifully with the soft palette, making the rooms feel bright without being harsh. Morning light washes the blues with a crisp glow, while evening tones warm the beiges and bring the entire home into a golden haze. Lighting design follows a minimal and functional philosophy: concealed strips, soft-wall washers, and warm-lumen pendants that feel more atmospheric than decorative.

The spatial planning focuses on openness and fluidity. The living area is designed as the heart of the interior experience — a clean, open space where the palette truly shines. Furniture is arranged to encourage free movement and conversations. Low-height sofas, textured rugs, muted-toned cushions, and curated accessories maintain a gentle aesthetic. There's no visual clutter; every piece feels purposeful.

Keeping Up with the Kids: Easy Upkeep for Children's Rooms

Children's rooms are probably one of the most creative spaces to be in. From the color palette to the furniture, everything about it looks quite vibrant; however, it could also be one of the most chaotic places! The mystery stains and cluttered toys on the floor do the job of making it look messy. However, once the right materials, habits, and systems are in place, a child's room can also turn into a much more organized space. And nope, it will no longer just be your habit of tidying up the place, but also your kid's!



Presenting to you a parent-friendly guide to make functional and clean spaces with routines that are done daily, monthly, and weekly, while also instilling a basic sense of maintaining a place for kids. So, parents, thank us later!



- Daily hacks include a quick two-minute toy sweep where a basket would work quite well. All you have to do is pick up the toys and toss them in the bin. This is something your child can help you to do. You can make it more fun by deciding a winner based on who tosses in the most.
- Dirty clothes go in the laundry basket at the end of each night. This will help create an instant sense of organization and calm.
- As soon as they wake up, make sure that they straighten their blankets and bed. This boosts a sense of order.
- Vacuuming the bedroom and reordering all the zones of the room can become a weekly ritual. The art supplies can also be refreshed.
- Monthly, you will have to focus on bigger tasks. These include sorting the stuff and donating what is not required. This also helps build a value for things.
- Checking or repairs are also essential, as this may also injure the kid.

To further make things simpler, your choice of material and durable finish can enhance the longevity of the room with less maintenance.

Wall paints and finishes may be semi-gloss to ensure that all the stains can be quickly wiped off. Or a fun experience would be having a wallpaper that can be scribbled upon. This also unleashes their creative side while also keeping the room by removing it when required.

For fabrics, opt for machine-washable beddings and stain-proof rugs. Trust us, this will make the job much simpler. You can add covers for furniture so that they are removable when required and can also be easily cleaned.

Also, make sure you **buy rounded furniture**. This will make it a much safer space for kids to thrive and have plastic or metal bins to wipe the space faster.

Now, to wrap it up, it's crucial to instill a sense of responsibility in kids. This may be done at an earlier age so that they have a hold of it faster, but better late than never! Having a **visual checklist or chart for maintenance** can motivate the child to organize their room. This has proven to be quite efficient!

Kids should be allowed to **make more choices of their own color** palette or other supplies, as it would give them more space to be themselves and reorder things. Also, remember to make it more age-appropriate, as toddlers can put books on a low shelf or place toys in bins, while teenagers can make their beds, sort laundry, etc.

A clean children's bedroom can only come when both the parent and the child mutually put in work for the same. With efforts from both sides, this can become a much easier job. Remember to also choose the right kind of elements that make up the room.



METAPHOR

Recommends

As we have officially entered the sustainability era , brands have become much more conscious of their material usage and products they offer. A new generation of products is taking the spotlight and we are all here for it. From children's bedrooms to bathrooms eco friendly markets are everywhere.

We have curated a list of some products that scream sustainability and aesthetics.



01

Lila world

Lila world , a home grown brand we have been loving the sustainable kid's furniture this brand provides. It specialises in nursery / kids' bedding, soft furnishing and textile-based products — like cot bedding sets, dohar blankets, pillows/bolsters, soft toys, and other bedding/linen items for babies and kids.

02

Duravit Earth

Duravit utilizes recycled ceramic to craft a range of bathroom ware, including soap dispensers, bathtubs, wash basins, and toilets. Each piece not only embodies elegance and functionality but also reflects a commitment to reducing waste and conserving resources. The designs are sleek and modern, seamlessly blending into any bathroom aesthetic while promoting an eco-friendly lifestyle. By choosing Duravit, consumers can feel confident that they are making a positive impact on the environment without compromising on style or quality.



Book reads

Coming to a good read for those days when your inner climate activist is all in you can grab *Bare Necessities: How to Live a Zero-Waste Life* — by Sahar Mansoor and Tim De Ridder

This book is presented as a “one stop guide” for adopting a sustainable, zero-waste lifestyle, with practical tips and accessible suggestions tailored for everyday living in India. Which is the need of the hour.

It offers actionable lifestyle changes for instance to reduce waste, save water or energy, rethink usage of disposable items thus making sustainability approachable rather than overwhelming. This making this a must have




Subscribe to Metaphor

Follow our
online edition

www.metaphorinteriors.co.in

Follow our



Instagram



Youtube



Website