



We are pleased to welcome you to our new location the Neele-Vat City Terminal. To ensure your visit is smooth and efficient, please follow the instructions below. This guide provides detailed directions, entry procedures, and contact details for assistance.

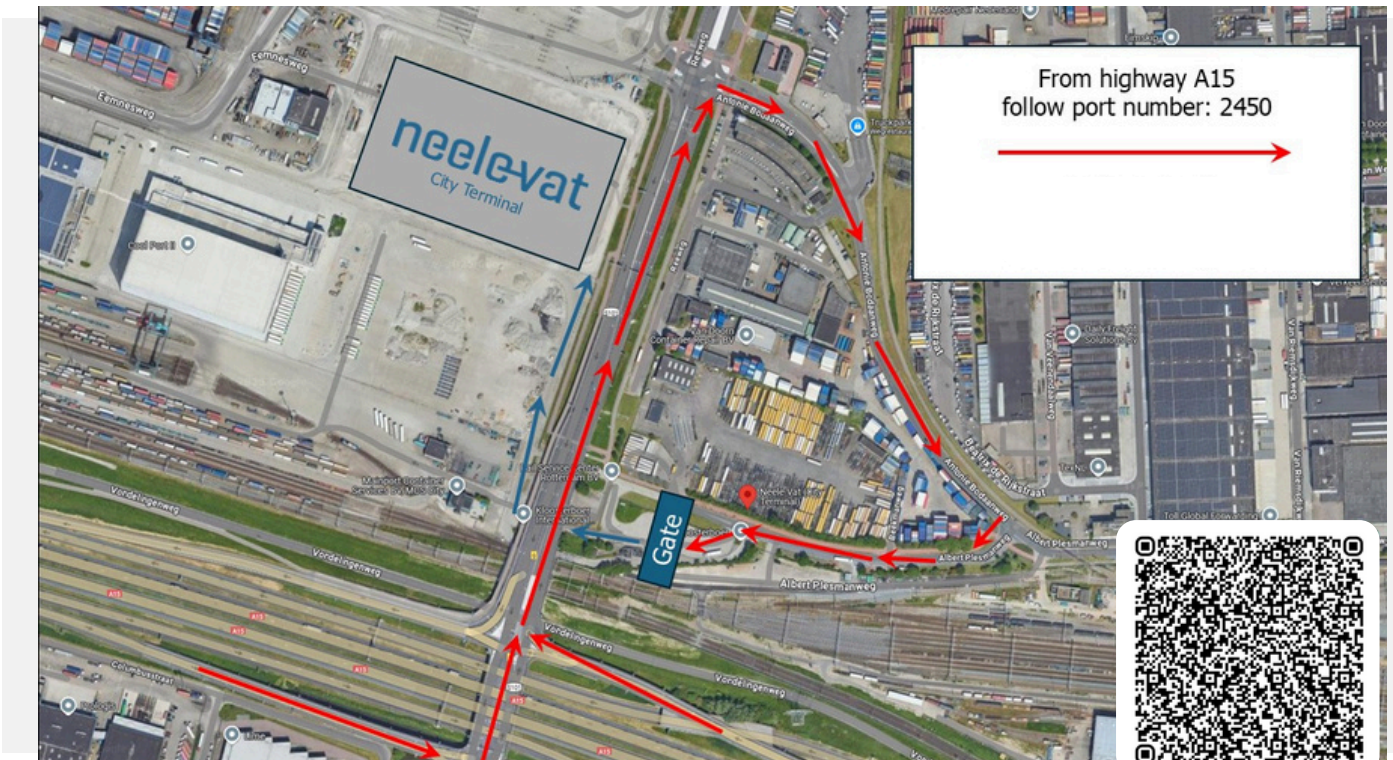
Address & Entry Address

Neele-Vat office Address
Albert Plesmanweg 231
3088 GC Rotterdam

IMPORTANT ACCESS INFORMATION:

You must enter via Albert Plesmanweg 200
3088 GD Rotterdam to reach our facility.

For accurate navigation, we recommend using Google Maps, Waze, or your GPS system and entering Albert Plesmanweg 200 as your entry point.



+31 (0) 88 996 4000

info@neelevat.com

Albert Plesmanweg 231, 3088 GC Rotterdam

How to access our location

Select

Veuillez sélectionner un entrepôt pour lequel vous êtes ici

**Lineage®**

Lineage
Coolport 1 and Coolport 2

neelevat

Neelevat


powered by Nsecure


[< Back](#)


Choose Language

 Dutch	 English	 German	 Spanish
 French	 Polish	 Russian	 Bulgarian
 Italian	 Ukrainian	 Turkish	 Romanian
 Czech	 Portuguese	 Hungarian	

powered by Nsecure

 +31 (0) 88 996 4000

 info@neelevat.com

 Albert Plesmanweg 231, 3088 GC Rotterdam

How to access our location

[← Back](#)

Confirm/connect your license plate

[Intercom](#)

[Confirm license plate](#)


1	2	3	4	5	6	7	8	9	0	⌫
Q	W	E	R	T	Y	U	I	O	P	
A	S	D	F	G	H	J	K	L		
Z	X	C	V	B	N	M				


[← Back](#)


Fill in the reference

[Help Page](#)

[Confirm](#)

 +31 (0) 88 996 4000

 info@neelevat.com

 Albert Plesmanweg 231, 3088 GC Rotterdam

How to access our location


[< Back](#)

Place your passport in the opening with the main page facing up

Accepted documents:

- ✓ Passport
- ✓ ID card (EU Only)
- ✓ Dutch driver's license
- ✗ Foreign driver's licenses


Start Scanning




powered by Nsecure


[< Back](#)


Scanning in progress, do not move your passport




 [Intercom](#)

powered by Nsecure

 +31 (0) 88 996 4000

 info@neelevat.com

 Albert Plesmanweg 231, 3088 GC Rotterdam

How to access our location

Document scan failed!



Accepted documents:

- ✓ Passport
- ✓ ID card (EU Only)
- ✓ Dutch driver's license
- ✗ Foreign driver's licenses

Please try again, or use intercom

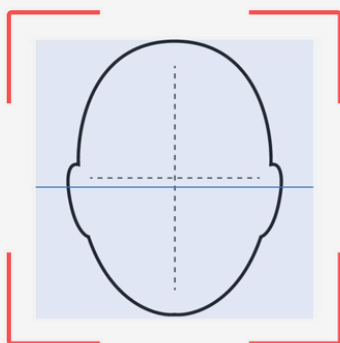
↩ Try again

💬 Intercom

powered by Nsecure

← Back

Look into camera



powered by Nsecure



💬 Intercom

☎ +31 (0) 88 996 4000

✉ info@neelevat.com

📍 Albert Plesmanweg 231, 3088 GC Rotterdam

How to access our location

Facial recognition failed!

Facial recognition failed, please remove all Face-Covering Accessories



Please try again, or use intercom

← Try again

💬 Intercom


powered by Nsecure

powered by Nsecure

Thank you!

Close

Your entrance ticket will now be printed,
please take it and drive up to the gate



powered by Nsecure

💬 Intercom

Please use the ticket if the second gate (barrier) does not open with license plate recognition.
You will also need the ticket to exit, even if the gate does not open with license plate recognition.

☎ +31 (0) 88 996 4000

✉ info@neelevat.com

📍 Albert Plesmanweg 231, 3088 GC Rotterdam

