




European IT-Services Summit: Sirma Group Holding JSC

2 Feb 2026

sirma.com





European IT-Services Summit: Sirma Group Holding JSC



Tsvetan Alexiev
CEO



Yordan Nedev
CFO





About Sirma

BFSI

**TRAVEL
& HOSPITALITY**

MANUFACTURING

HEALTHCARE

**TRANSPORTATION
& LOGISTICS**

RETAIL

PUBLIC SECTOR

AI & Data Science

SIRMA.AI ENTERPRISE

Enterprise Solutions

IT CONSULTING

SOFTWARE DEVELOPMENT


INDUSTRY SOLUTIONS

System Integration

CLOUD MIGRATION & SUPPORT

CYBER SECURITY

sirma.com





Sirma Group Holding JSC

BUSINESS LINE

IT Services and
Enterprise Software

FOUNDATION

1992

IPO

2015 BSE

DUAL LISTING

FEB 2026 FSE

EMPLOYEES

800 +

OFFICES

8 countries

COUNTRIES SERVED

170

MARKET CAP JAN 30, 2026

EUR 77 M

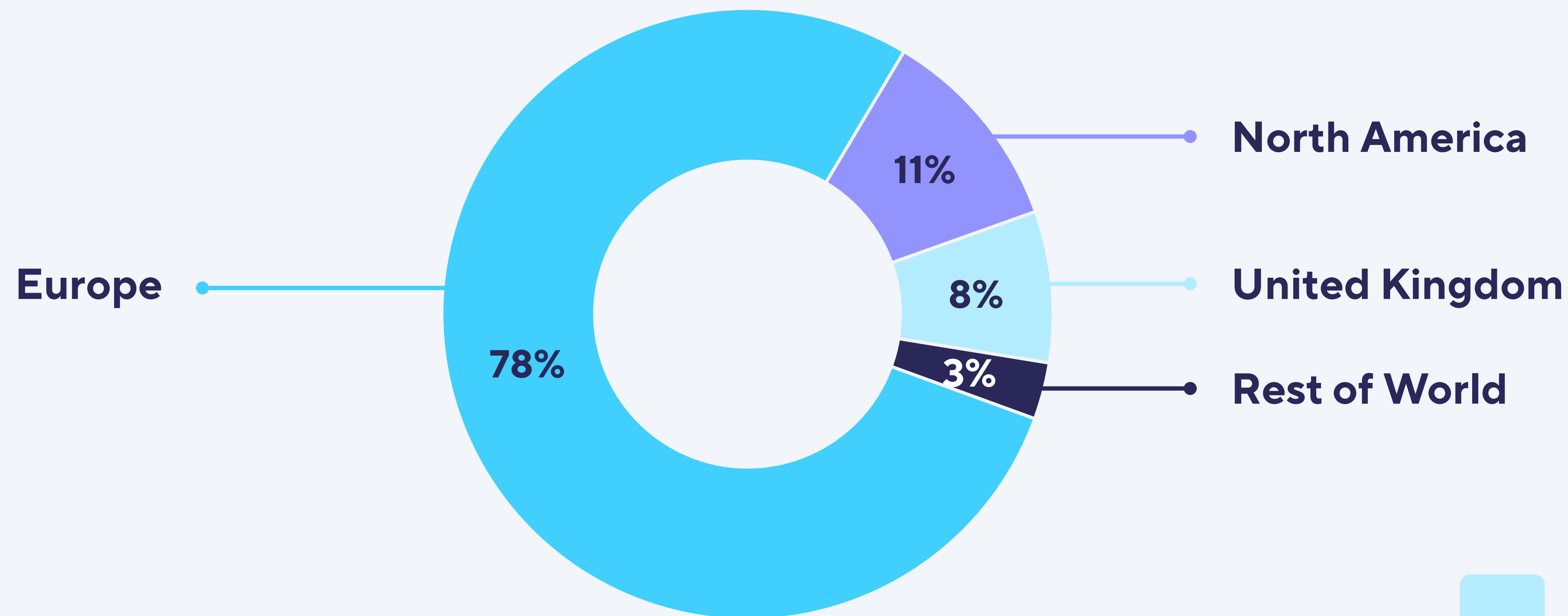
CONSOLIDATED REVENUE 2025E

EUR 66 M





Revenue by Geographic Markets 2025 Q3





Customers

Europe



North America



Rest of the World



+ many more



Sirma Revenue





A Decade in Numbers

REVENUE CAGR

12.9 %

2015 to 2025

EMPLOYEES

↑ 105%

growth: 2015 to 2025

360

737

REVENUE (E)

↑ 279%

growth: 2015 to 2025

17.4 M EUR

66 M EUR

PRODUCTIVITY (revenue per employee)

↑ 125%

growth: 2015 to 2025

EUR

40K

90K EUR

DIVIDENDS

3.663 MEUR

paid between 2015 and 2025

BUYBACK

4,472 MEUR

bought back between 2015 and 2025

SHAREHOLDERS

↑ 78%

growth: 2015 to 2025

747

1,330

SHARE PRICE (last trading day)

↑ 57%

growth: 2015 to 2025

0.614 EUR

0.966 EUR





Consolidated Key Financial Indicators

2025E compared to 2024

REVENUE 2025E

66,000 EUR'000

↑ 29.4%

EBITDA 2025E

5,000 EUR'000

margin 7.6%

NET PROFIT 2025E

1,800 EUR'000

margin 2.7%

DEBT TO EQUITY EOY 2025

0.38

DEBT TO REVENUE EOY 2025

0.19





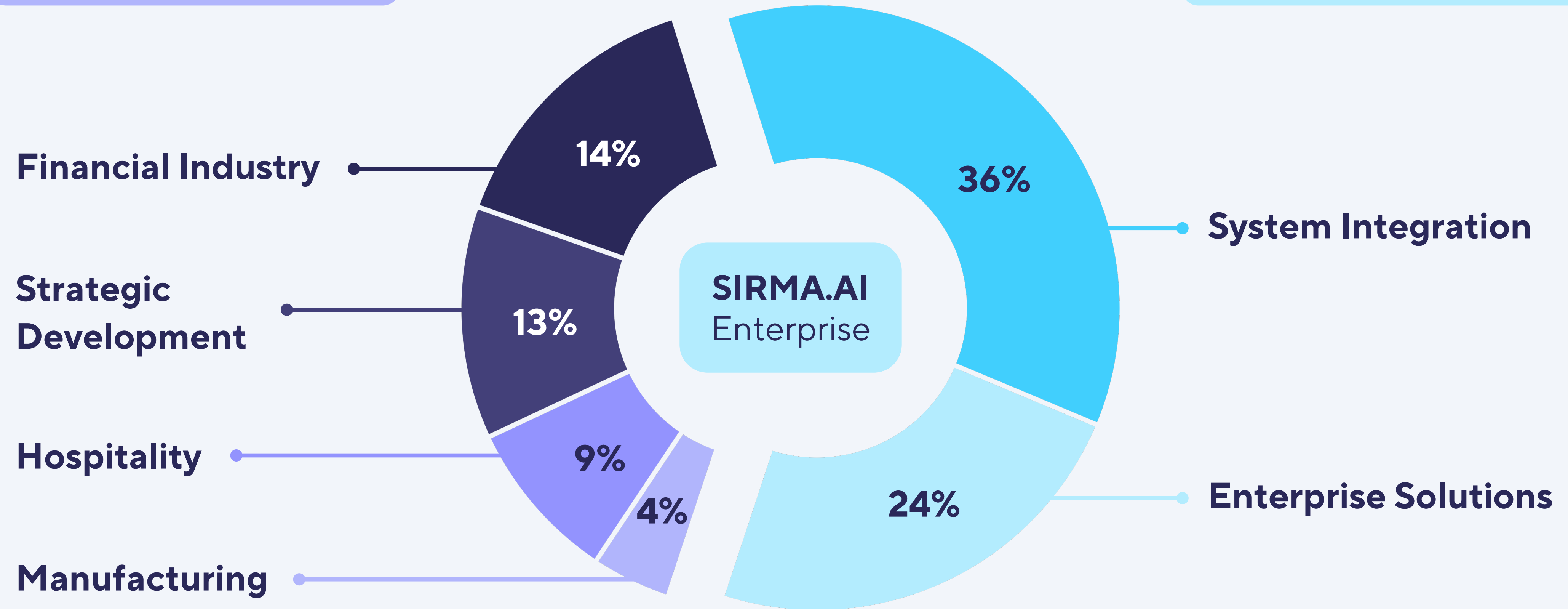
Sirma Revenue by Expertise as at Sep 30, 2025



Verticals

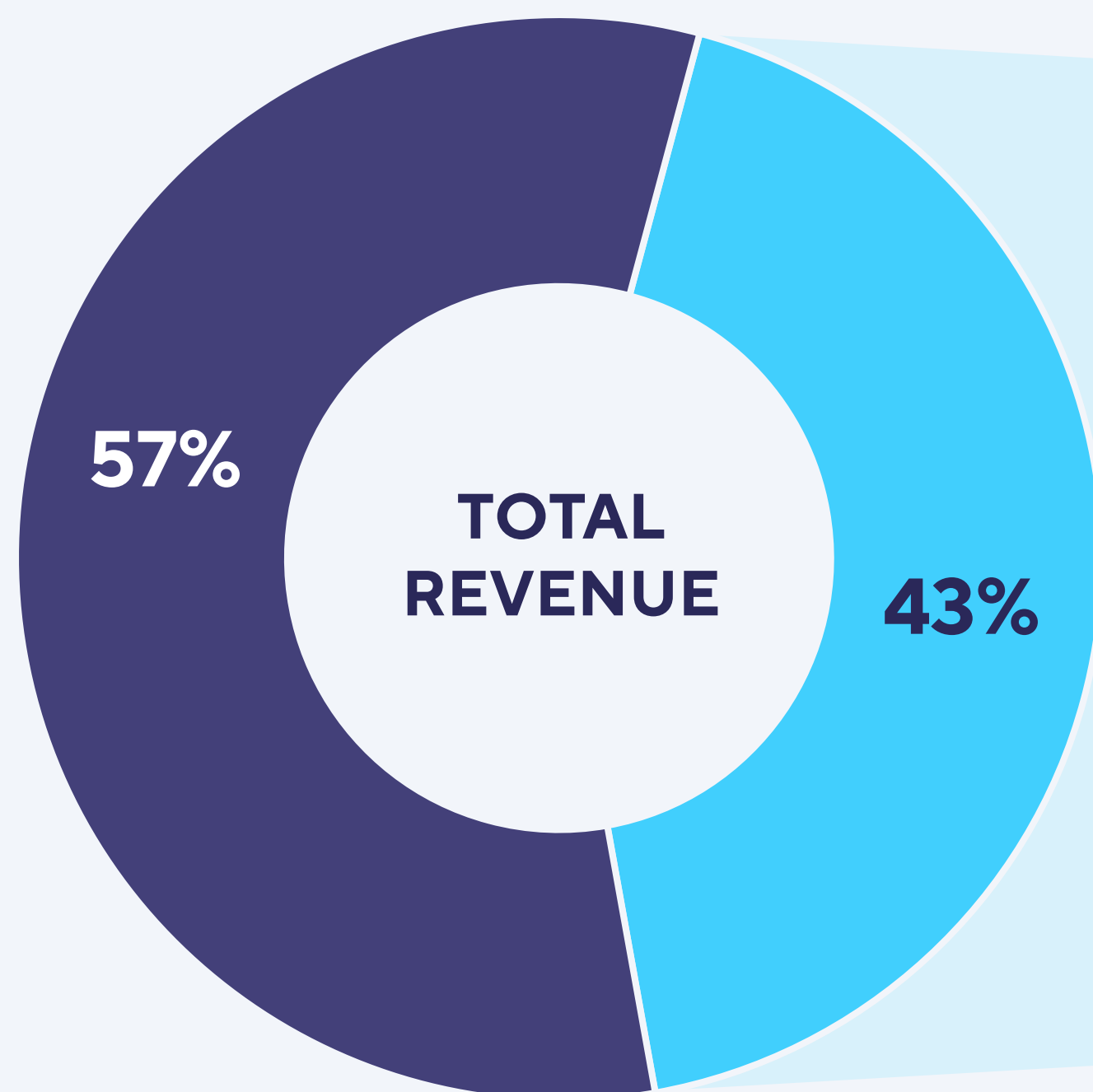


Horizontals

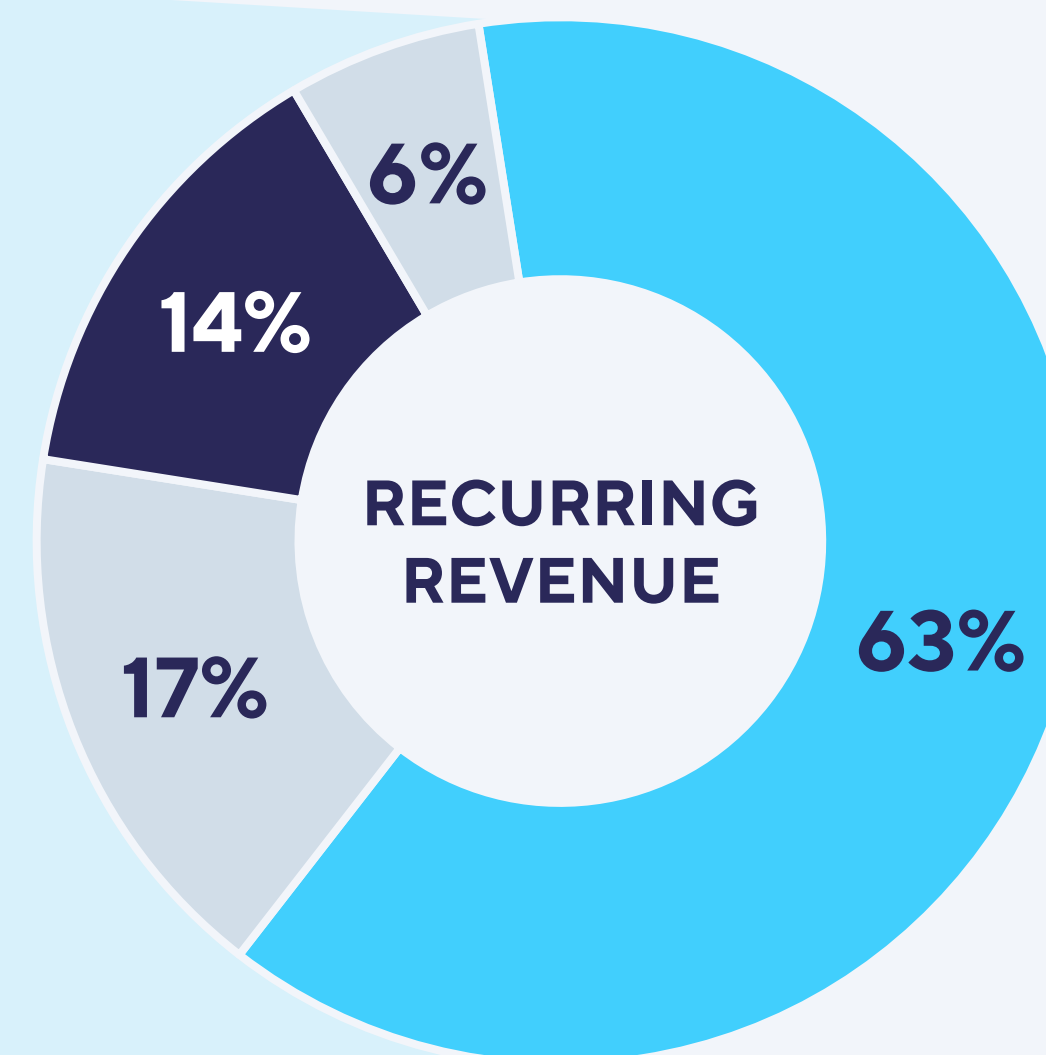




Recurring Revenue as at Sep 30, 2025



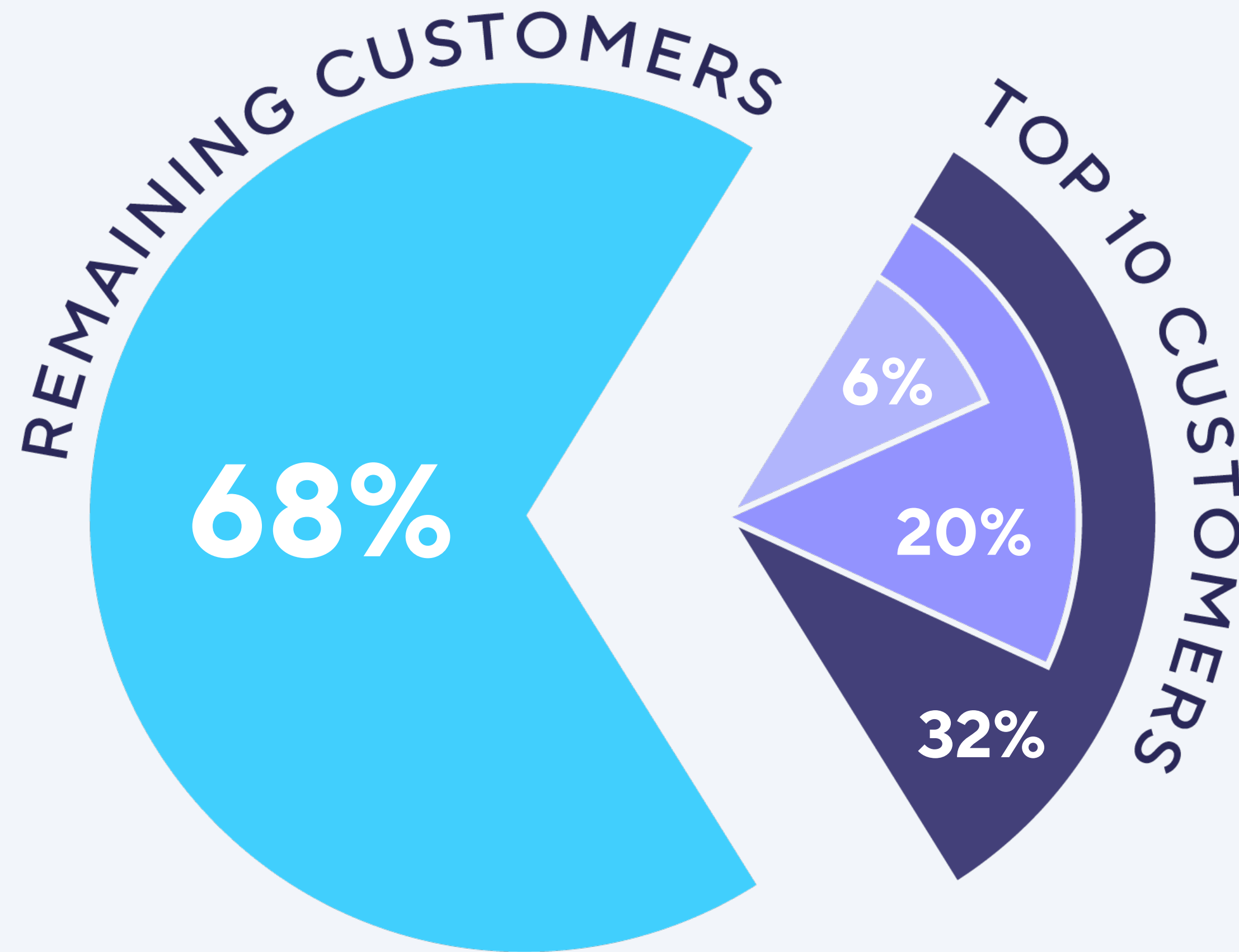
- Total Recurring Revenue - 19 MEUR
- Other Revenue - 25 MEUR



- IT Systems Development and Management - 11.8 MEUR
- Long-Term Contract Services - 3.1 MEUR
- Support and Service - 2.6 MEUR
- Subscriptions and Licenses - 1.2 MEUR



Customer Concentration as at Sep 30, 2025



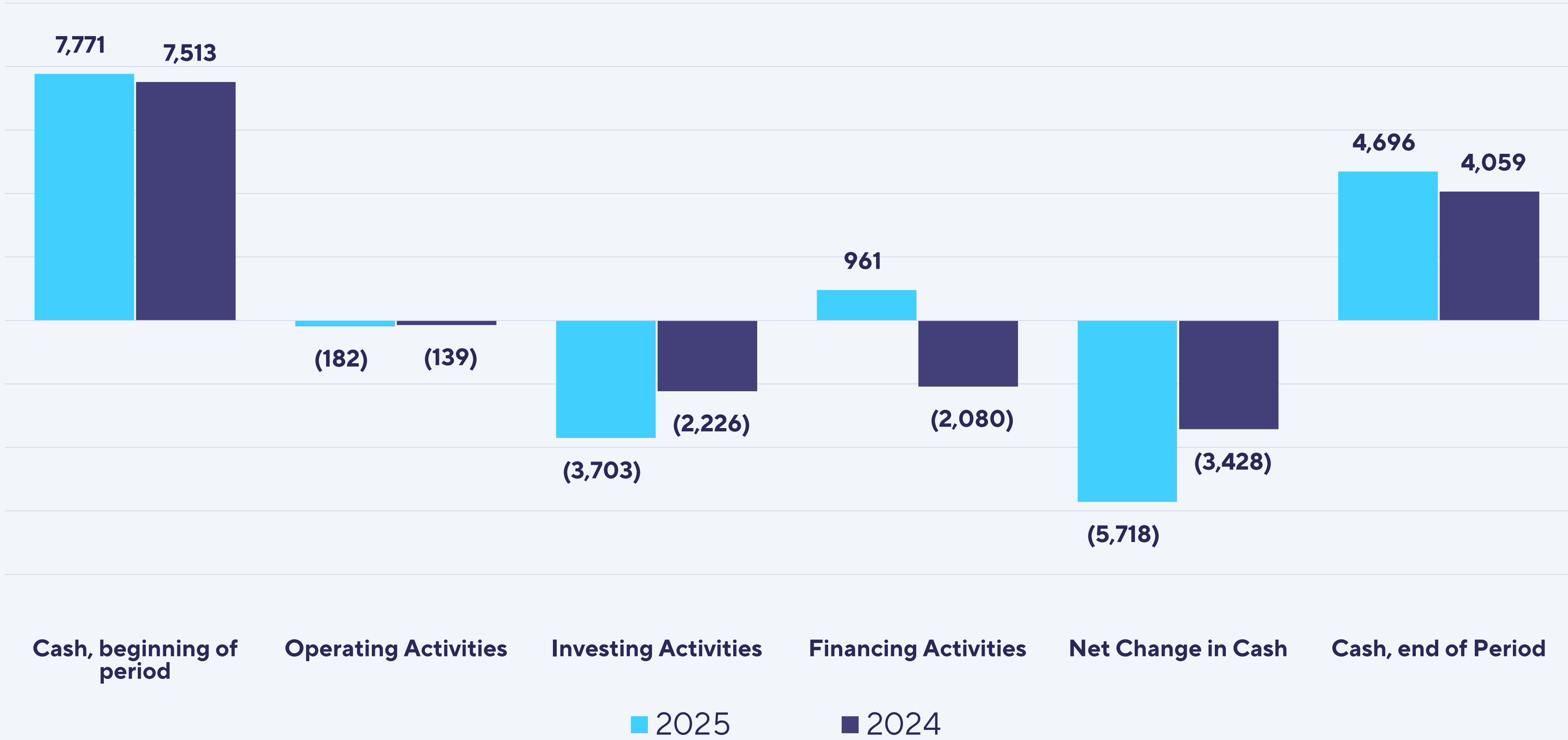
- Top 1 Customer 6.30%
- Top 5 Customers 20.94%
- Top 10 Customers 32.32%





Cash Flows

For the period ending **30/09/2025** compared
to the period ending **30/09/2024** in '000 EUR





Thank you!

We are happy to take your
questions now.

