

DOLE PAWPAW

1

Common Pawpaw Terms

2

Growing and harvesting Pawpaw

Growing

Harvesting

Sorting & Packing

3

Pawpaw Management

What to look for

Merchandising



fresh

PAWPAW TERMS



Shown here are a few of the common terms Dole use to describe the pawpaw fruit and the plant itself.

These terms are used throughout this section, so if you're not familiar with them, it may pay to familiarise yourself now.

In New Zealand this fruit is known as pawpaw, although in many other parts of the world it is called papaya. Same fruit just a different name.



FLOWER

CROWN

PETIDE

TRUNK

PEDUNCLE


NECK

SKIN

FLESH

SEEDS

FLOWER END





2

THE JOURNEY TO YOUR STORE

It is believed pawpaw was originally native to tropical America. Spaniards carried seeds to the Philippines in about 1550 and today Pawpaw can be found growing in most tropical regions of the 'Old World' as well as the Pacific Islands.

This delicious fruit is now popular all over the world. It's sweet taste and soft buttery 'melt in the mouth' consistency explains why Christopher Columbus reputedly described pawpaw as "fruit of the angels".

Dole's delicious pawpaws are grown in the lush environment of the Philippines.

Pawpaws need plenty of sun and rainfall and must have good drainage.

They therefore thrive in the tropical island's hot, moist climate with its well drained soils, where the fruit develops its superior flavour and delicious taste.



THE PAWPAW PLANT

The pawpaw plant may look like a tree, but like the banana, the pawpaw is in fact, a herb. It may grow up to 6-9 metres in height and can have a hollow green or deep-purple stem between 30 and 40cm thick.

Depending on growing conditions the plants will take between 6 and 11 months to mature

Each plant may ripen 2 to 4 fruits per week over the fruiting season. In fact healthy plants can average 34 kg of fruit per plant per year, though individual plants have borne as much as 136 kg.



HARVESTING

Dole Pawpaw are harvested by trained pickers who select only those fruit that have reached their optimal stage of ripeness when the dark green skin turns lighter and may show a slight yellow streak developing from the base of the fruit.

Great care is taken with the fruit which is immediately placed in protective packaging for their journey to the sorting packhouse.

SORTING AND PACKING

In the packhouse the fruit is thoroughly checked for any imperfections, gently washed and dried and then individually wrapped again and packed into boxes ready for transport. During their trip to New Zealand the fruit is kept at 7.2C in the controlled environment of the refrigerated reefer ships where they continue to ripen slowly.





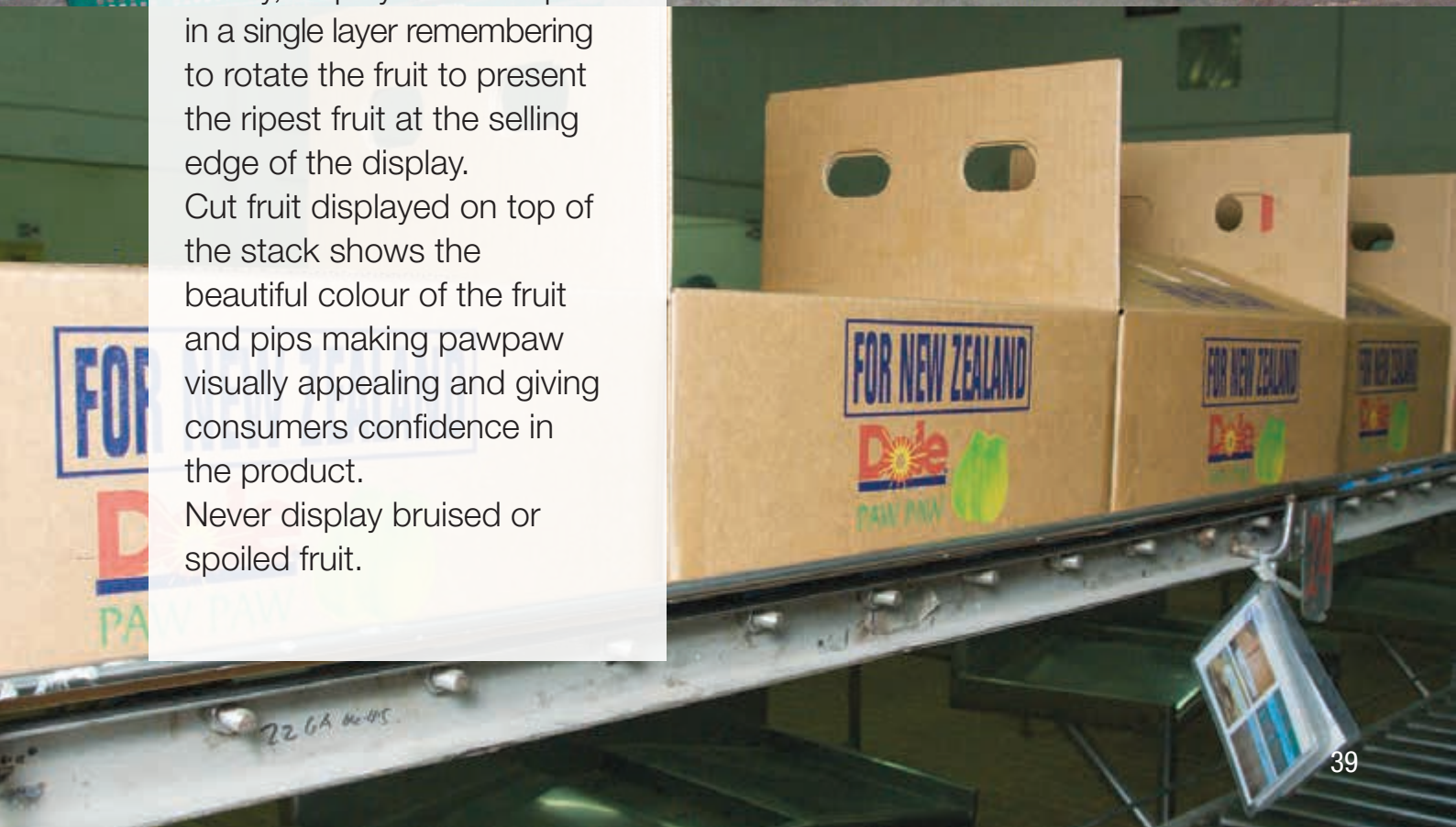

HANDLING

On arrival in New Zealand the pawpaw are further conditioned at our ripening facilities to bring them to peak condition. When you receive them, check each box for their stage of ripeness and use the high colour fruit first.

Store the pawpaw in their boxes at 7.2C until required. Ideally, display Dole Pawpaw in a single layer remembering to rotate the fruit to present the ripest fruit at the selling edge of the display.

Cut fruit displayed on top of the stack shows the beautiful colour of the fruit and pips making pawpaw visually appealing and giving consumers confidence in the product.

Never display bruised or spoiled fruit.



WHAT TO LOOK FOR IN A DOLE PAWPAW

3

THE PAWPAW

The Pawpaw plant may look like a tree, but like the banana, the Pawpaw is in fact, a herb. It will grow up to 6-9 metres in height and can have a hollow green or deep-purple stem between 30 and 40cm thick. Depending on growing conditions the plants will take between 6 and 11 months to mature.

Each plant may ripen 2 to 4 fruits per week over the fruiting season. In fact healthy plants can average 34 kg of fruit per plant per year, though individual plants have borne as much as 136 kg.

Dole's delicious pawpaws are grown in the lush environment of the Philippines. Pawpaws need plenty of sun and rainfall and must have good drainage. They therefore thrive in the tropical island's hot, moist climate with its well drained soils, where the fruit develops its superior flavour and delicious taste.



HOW TO DISPLAY PAWPAWS

