


CUBE



CLOAKROOM EQUIPMENT



www.cube-lockers.be

Content

Modular	4
Combined clothes lockers.....	8
Laminated clothes lockers	16
Steel clothes lockers	22
Golf lockers	30
Saddle lockers	34
Ball lockers	36
Hockey boxes and multipurpose boxes	38
Ski and snowboard lockers	44
Fire lockers and lockers for rescue services	50
Key lockers	58
Cloakroom benches	60
Laminated cloakroom benches	62
Design self-watering flowerpot	63
Shelf racks	64
Workbenches	66
Workbench Container	67
Accessories	68
Lockers	70
Offer of decors	74
References	82



Modular

The Triton Modular series introduces a completely new and unique concept in flexible storage solutions. At the heart of the system is a universal steel frame designed for maximum adaptability to your specific requirements—whether you need a classic two-door layout or multi-door systems with 4, 6, or 8 compartments and various other combinations.

For a flawless appearance and functionality, we offer a choice between sheet metal and laminated doors with flexible

opening directions (left, right, or double-sided). These are fitted with premium Hettich furniture hinges.

As standard, the units come ready for cylindrical locks or BURG turning locks and feature shelves with integrated brackets for chrome wardrobe rails. The entire system is supplied in proven dimensions and fully assembled, ensuring immediate stability and significant time savings during installation.





Detail of a shelf with a chrome clothing rod



Levelling feet

The Modular locker concept brings revolutionary versatility centered around a single, universal carcass. Thanks to a system of perforations in the uprights and partitions, you can freely adjust shelf placement, lock types, and door layouts to match your exact current requirements. This exceptional flexibility allows you to modify your locker room capacity after the fact without the need for structural changes. System durability is guaranteed by a metal construction finished with high-quality powder coating, complemented by doors made from 18mm laminated chipboard with a protective 2mm ABS edge. The Modular series is a smart solution that fully adapts to the growth and dynamics of your operations.

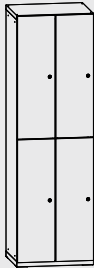


COLOURS						
	steel grey (RAL 7035)	steel blue (RAL 5005)	steel black (RAL 9005)			
	Kronospan STANDARD					
Birch 1715 BS		Nagano Oak 8431 SN	Cherry 0344 BS	Walnut 0729 BS		
Kronospan CONTEMPO						
		Concrete Flow K350 RT	Light Rockford Hickory K085 PW	Blonde Surfside Ash K525 SN	Gold Baroque Oak K535 RW	Amber Baroque Oak K536 RW

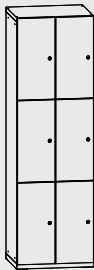
An extended range of decors can be found on page 74.



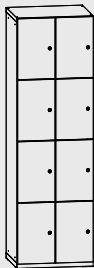
2-door		
Height x width x depth (mm)	1970 x 600 x 500	1970 x 800 x 500
Number of sections	2	2
Equipment	2 x shelf, 2 x rod	2 x shelf, 2 x rod
Weight net / gross (kg)	60 / 64	70 / 75
Order code	IVD-20-x65-xxx-X1	IVD-20-x85-xxx-X1



4-box		
Height x width x depth (mm)	1970 x 600 x 500	1970 x 800 x 500
Number of sections	4	4
Equipment	4 x rod	4 x rod
Weight net / gross (kg)	59 / 63	69 / 74
Order code	IVC-20-x65-xxx-X1	IVC-20-x85-xxx-X1



6-box		
Height x width x depth (mm)	1970 x 600 x 500	1970 x 800 x 500
Number of sections	6	6
Weight net / gross (kg)	60 / 65	71 / 76
Order code	IVE-20-x65-xxx-X1	IVE-20-x85-xxx-X1



8-box		
Height x width x depth (mm)	1970 x 600 x 500	1970 x 800 x 500
Number of sections	8	8
Weight net / gross (kg)	63 / 68	74 / 79
Order code	IVF-20-x65-xxx-X1	IVF-20-x85-xxx-X1



VPK OUDEGEM



AS Fitness Nový Jičín











Combined clothes lockers

Steel and laminated chipboard combination

Clothes lockers combining sheet steel and laminated chipboard represent the ideal compromise between uncompromising strength and modern design. A robust steel frame, treated with durable powder coating, forms a stable foundation complemented by laminated chipboard doors available in a wide range of decors. All laminate edges are protected by a 2mm ABS edge, ensuring high durability even in high-traffic environments.

Our lockers are engineered for demanding daily use in modern corporations and schools, as well as the specialized environments or fitness centres and hospitals.

The design stands out for its high variability—thanks to pre-drilled holes, the interior can be easily expanded with additional shelves to suit your needs. Effective ventilation is provided via perforations in the steel structure, and the units can be interconnected into stable configurations. In addition to standard skeleton colours (grey and black), we offer a choice of door decors from our extensive swatch collection to satisfy even the most demanding interior design requirements.

COLOURS					
	steel grey (RAL 7035)	steel blue (RAL 5005)	steel black (RAL 9005)		
Kronospan STANDARD					
	Birch 1715 BS	Nagano Oak 8431 SN	Cherry 0344 BS	Walnut 0729 BS	
Kronospan CONTEMPO					
	Concrete Flow K350 RT	Light Rockford Hickory K085 PW	Blonde Surfside Ash K525 SN	Gold Baroque Oak K535 RW	Amber Baroque Oak K536 RW

An extended range of decors can be found on page 74.



Solid frame construction



Ventilation system



Chrome rod



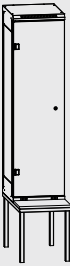
Unique hinges
(180° door opening)



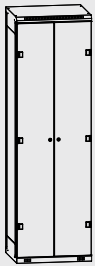
Practical shelves



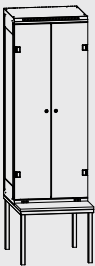
1-door			
Height x width x depth (mm)	1525 x 420 x 500	1750 x 420 x 500	1970 x 420 x 500
Number of sections	1	1	1
Equipment	1 x shelf, 1 x rod	1 x shelf, 1 x rod	2 x shelf, 1 x rod
Weight net / gross (kg)	31 / 38	35 / 42	39 / 45
Order code	ISS-15-B45-xxx-X2	ISS-18-B45-xxx-X2	ISS-20-B45-xxx-X2



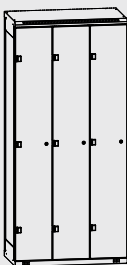
1-door with a seat		
Height x width x depth (mm)	1970 x 420 x 780	2195 x 420 x 780
Number of sections	1	1
Equipment	1 x shelf, 1 x rod	1 x shelf, 1 x rod
Weight net / gross (kg)	39 / 47	43 / 51
Order code	ISS-20-B48-xxx-A2	ISS-22-B48-xxx-A2



2-door			
Height x width x depth (mm)	1525 x 600 x 500	1750 x 600 x 500	1970 x 600 x 500
Number of sections	2	2	2
Equipment	2 x shelf, 2 x rod	2 x shelf, 2 x rod	4 x shelf, 2 x rod
Weight net / gross (kg)	48 / 54	54 / 60	62 / 69
Order code	ISD-15-B65-xxx-X2	ISD-18-B65-xxx-X2	ISD-20-B65-xxx-X2



2-door with a seat		
Height x width x depth (mm)	1970 x 600 x 780	2195 x 600 x 780
Number of sections	2	2
Equipment	2 x shelf, 2 x rod	2 x shelf, 2 x rod
Weight net / gross (kg)	57 / 65	63 / 71
Order code	ISD-20-B68-xxx-A2	ISD-22-B68-xxx-A2



3-door		
Height x width x depth (mm)	1750 x 900 x 500	1970 x 900 x 500
Number of sections	3	3
Equipment	3 x shelf, 3 x rod	6 x shelf, 3 x rod
Weight net / gross (kg)	74 / 80	86 / 91
Order code	IST-18-B95-xxx-X2	IST-20-B95-xxx-X2



3-door locker, grey RAL 7035/
maple Mandal laminate



2-door locker,
grey RAL 7035/Amber Baroque oak laminate



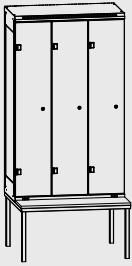
2-door locker, black RAL 9005/
Amber Baroque oak laminate



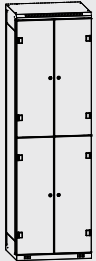
2-door locker with a bench,
grey RAL 7035/pine laminate



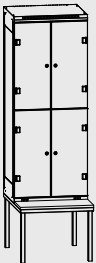
2-door locker with a bench,
black RAL 9005/birch laminate



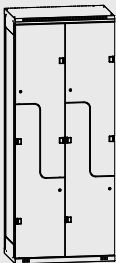
3-door with a seat		
Height x width x depth (mm)	1970 x 900 x 780	2195 x 900 x 780
Number of sections	3	3
Equipment	3 x shelf, 3 x rod	3 x shelf, 3 x rod
Weight net / gross (kg)	77 / 85	85 / 90
Order code	IST-20-B98-xxx-A2	IST-22-B98-xxx-A2



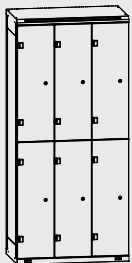
4-box			
Height x width x depth (mm)	1525 x 600 x 500	1750 x 600 x 500	1970 x 600 x 500
Number of sections	4	4	4
Equipment	4 x rod	4 x rod	4 x rod
Weight net / gross (kg)	49 / 57	54 / 60	59 / 66
Order code	ISC-15-B65-xxx-X2	ISC-18-B65-xxx-X2	ISC-20-B65-xxx-X2



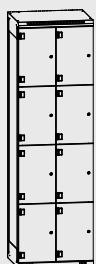
4-box with a seat		
Height x width x depth (mm)	1970 x 600 x 780	2195 x 600 x 780
Number of sections	4	4
Equipment	4 x rod	4 x rod
Weight net / gross (kg)	58 / 66	67 / 75
Order code	ISC-20-B68-xxx-A2	ISC-22-B68-xxx-A2



„Z“-type	
Height x width x depth (mm)	1970 x 800 x 500
Number of sections	4
Equipment	4 x rod
Weight net / gross (kg)	69 / 77
Order code	ISZ-20-B85-xxx-X2



6-box	
Height x width x depth (mm)	1970 x 900 x 500
Number of sections	6
Equipment	6 x rod
Weight net / gross (kg)	78 / 88
Order code	ISE-20-B95-xxx-X2



8-box	
Height x width x depth (mm)	1970 x 600 x 500
Number of sections	8
Equipment	-
Weight net / gross (kg)	59 / 66
Order code	ISF-20-B65-xxx-X2



3-door locker,
black RAL 9005/Blonde Surfside Ash laminate



4-box locker,
black RAL 9005/light Rockford Hickory laminate




4-box locker with a bench,
black RAL 9005/oak Corbridge laminate



4-box „Z“ locker,
grey RAL 7035/Light Rockford Hickory laminate



6-box locker,
grey RAL 7035/Blonde Surfside Ash laminate



8-box locker,
grey RAL 7035/Light Rockford Hickory laminate



Amusement park Krokodýlek, Olomouc



Sun City Hradec Králové



Sun City Pardubice



Hardcore Gym Aarau



Sauna paradise Holic



3D Yoga Pardubice



Fitness Sokolov



Elementary school Schulzovy sady



Magna Exteriors & Interiors



Golf resort Malacky Eurovalley Golf Park



Laminated clothes lockers

Laminated wardrobe lockers in timeless decors are the ideal choice for spaces where high aesthetic standards and interior coziness are a priority. We manufacture these lockers entirely from high-quality 18mm laminated chipboard, protecting all high-stress edges with a 2mm ABS edge. This combination of materials guarantees exceptional mechanical resistance and a long service life, even under heavy daily use.

Streamlined design meets proven security. Our lockers feature an elegant, distraction-free facade paired with dependable cylindrical or turning locks. A sophisticated ventilation system is discreetly integrated directly into the construction via a gap between the door and the body, ensuring constant air circulation while maintaining a minimalist appearance.

Kronospan STANDARD



Birch
1715 BS



Nagano Oak
8431 SN



Cherry
0344 BS



Walnut
0729 BS

Kronospan CONTEMPO



Concrete Flow
K350 RT




Light Rockford Hickory
K085 PW



Blonde Surfside Ash
K525 SN



Gold Baroque Oak
K535 RW



Amber Baroque Oak
K536 RW

An extended range of decors can be found on page 74.



2-door locker,
maple Mandal



4-box locker with a bench,
light Rockford Hickory






1-door	
Height x width x depth (mm)	1970 x 420 x 500
Number of sections	1
Equipment	2 x shelf, 1 x rod
Weight net / gross (kg)	39 / 45
Order code	ILS-20-B45-xxx-XN




2-door	
Height x width x depth (mm)	1970 x 600 x 500
Number of sections	2
Equipment	4 x shelf, 2 x rod
Weight net / gross (kg)	62 / 69
Order code	ILD-20-B65-xxx-XN



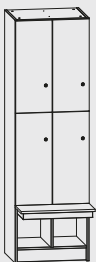
2-door with a seat	
Height x width x depth (mm)	1970 x 600 x 780
Number of sections	2
Equipment	2 x shelf, 2 x rod
Weight net / gross (kg)	57 / 65
Order code	ILD-20-B65-xxx-AN



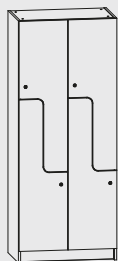
3-door	
Height x width x depth (mm)	1970 x 900 x 500
Number of sections	3
Equipment	6 x shelf, 3 x rod
Weight net / gross (kg)	86 / 91
Order code	ILT-20-B95-xxx-XN



4-box	
Height x width x depth (mm)	1970 x 600 x 500
Number of sections	4
Equipment	4 x shelf, 4 x rod
Weight net / gross (kg)	59 / 66
Order code	ILC-20-B65-xxx-XN



4-box with a seat	
Height x width x depth (mm)	1970 x 600 x 780
Number of sections	4
Equipment	4 x rod
Weight net / gross (kg)	58 / 66
Order code	ILC-20-B68-xxx-AN



„Z“ box	
Height x width x depth (mm)	1970 x 800 x 500
Number of sections	4
Equipment	4 x rod
Weight net / gross (kg)	69 / 77
Order code	ILZ-20-B85-xxx-XN



6-box	
Height x width x depth (mm)	1970 x 900 x 500
Number of sections	6
Equipment	6 x shelf, 6 x rod
Weight net / gross (kg)	78 / 88
Order code	ILE-20-B95-xxx-XN



8-box	
Height x width x depth (mm)	1970 x 600 x 500
Number of sections	8
Equipment	-
Weight net / gross (kg)	59 / 66
Order code	ILF-20-B65-xxx-XN



10-box	
Height x width x depth (mm)	1970 x 800 x 500
Number of sections	10
Equipment	-
Weight net / gross (kg)	59 / 66
Order code	ILG-20-B85-xxx-XN



Maximus Resort



Unique Fitness Luzern



4-box „Z“ - checkerboard doors



Chrome wardrobe rod of the upper box



Chrome wardrobe rod of the lower box



Hettich furniture hinges



Zoom Cycle Praha



Jungle sport park



The Courtyard



Hotel SEN



Steel clothes lockers

Triton steel lockers represent a fusion of timeless design and uncompromising craftsmanship. Their foundation is a rigid frame construction made of premium sheet steel, ensuring exceptional strength and stability. A high-durability powder-coated finish guarantees a long service life and protection against mechanical and chemical damage, meeting the most demanding client requirements.

A unique hinge system allows the reinforced doors to open to nearly 180°, significantly increasing user comfort. Ingenious perforations in both the carcass and the doors ensure effective internal ventilation. For maximum stability on any surface, levelling feet are included in the package, and the locker design allows for easy interconnection into compact units.

Our lockers are an ideal choice for corporations, schools, hospitals, and sports facilities. In addition to standard RAL shades (grey, blue, and black), we offer a wide range of colours from the full RAL colour chart upon request, ensuring the equipment perfectly matches your brand identity.



4-box
grey RAL 7035/blue RAL 5005



4-box „Z“ with roof
grey RAL 7035/blue RAL 5005





Solid frame construction



Ventilation system



Solid section divider



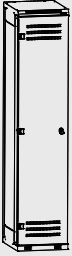
Reinforced door frame, unique hinges



Practical shelves



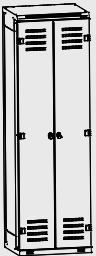
Levelling feet



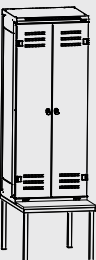
1-door			
Height x width x depth (mm)	1525 x 420 x 500	1750 x 420 x 500	1970 x 420 x 500
Number of sections	1	1	1
Equipment	1 x shelf, 1 x rod	1 x shelf, 1 x rod	2 x shelf, 1 x rod
Weight net / gross (kg)	29 / 35	32 / 39	36 / 43
Order code	ISS-15-A45-xxx-X2	ISS-18-A45-xxx-X2	ISS-20-A45-xxx-X2



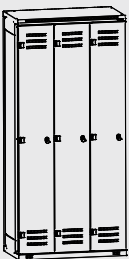
1-door with a seat		
Height x width x depth (mm)	1970 x 420 x 780	2195 x 420 x 780
Number of sections	1	1
Equipment	1 x shelf, 1 x rod	1 x shelf, 1 x rod
Weight net / gross (kg)	37 / 45	40 / 48
Order code	ISS-20-A48-xxx-A2	ISS-22-A48-xxx-A2



2-door			
Height x width x depth (mm)	1525 x 600 x 500	1750 x 600 x 500	1970 x 600 x 500
Number of sections	2	2	2
Equipment	2 x shelf, 2 x rod	2 x shelf, 2 x rod	4 x shelf, 2 x rod
Weight net / gross (kg)	44 / 51	50 / 57	57 / 63
Order code	ISD-15-A65-xxx-X2	ISD-18-A65-xxx-X2	ISD-20-A65-xxx-X2



2-door with a seat		
Height x width x depth (mm)	1970 x 600 x 780	2195 x 600 x 780
Number of sections	2	2
Equipment	2 x shelf, 2 x rod	2 x shelf, 2 x rod
Weight net / gross (kg)	54 / 62	58 / 66
Order code	ISD-20-A68-xxx-A2	ISD-22-A68-xxx-A2



3-door		
Height x width x depth (mm)	1750 x 900 x 500	1970 x 900 x 500
Number of sections	3	3
Equipment	3 x shelf, 3 x rod	6 x shelf, 3 x rod
Weight net / gross (kg)	67 / 77	76 / 86
Order code	IST-18-A95-xxx-X2	IST-20-A95-xxx-X2



3-door with a seat		
Height x width x depth (mm)	1970 x 900 x 780	2195 x 900 x 780
Number of sections	3	3
Equipment	3 x shelf, 3 x rod	3 x shelf, 3 x rod
Weight net / gross (kg)	72 / 79	79 / 84
Order code	IST-20-A98-xxx-A2	IST-22-A98-xxx-A2



2-door locker, grey RAL 7035/blue RAL 5005



2-door locker with a bench, grey RAL 7035



1-door locker,
grey RAL 7035/blue RAL 5005



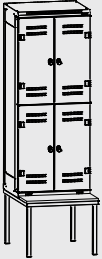
3-door locker,
grey RAL 7035/blue RAL 5005



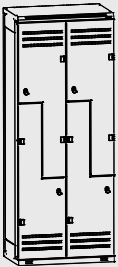
3-door locker with a bench,
grey RAL 7035/black RAL 9005




4-box			
Height x width x depth (mm)	1525 x 600 x 500	1750 x 600 x 500	1970 x 600 x 500
Number of sections	4	4	4
Equipment	4 x rod	4 x rod	4 x rod
Weight net / gross (kg)	48 / 55	52 / 58	57 / 63
Order code	ISC-15-A65-xxx-X2	ISC-18-A65-xxx-X2	ISC-20-A65-xxx-X2



4-box with a seat		
Height x width x depth (mm)	1970 x 600 x 780	2195 x 600 x 780
Number of sections	4	4
Equipment	4 x rod	4 x rod
Weight net / gross (kg)	58 / 64	61 / 69
Order code	ISC-20-A68-xxx-A2	ISC-22-A68-xxx-A2




„Z“-type	
Height x width x depth (mm)	1970 x 800 x 500
Number of sections	4
Equipment	4 x rod
Weight net / gross (kg)	64 / 74
Order code	ISZ-20-A85-xxx-X2



6-boxové	
Height x width x depth (mm)	1970 x 900 x 500
Number of sections	6
Equipment	6 x rod
Weight net / gross (kg)	73 / 83
Order code	ISE-20-A95-xxx-X2



8-box	
Height x width x depth (mm)	1970 x 600 x 500
Number of sections	8
Equipment	-
Weight net / gross (kg)	54 / 61
Order code	ISF-20-A65-xxx-X2



15-box	
Height x width x depth (mm)	1750 x 900 x 500
Number of sections	15
Equipment	-
Weight net / gross (kg)	94 / 104
Order code	ISO-18-A95-xxx-X2



4-box locker with a bench, blue RAL 5005/grey RAL 5005



15-box locker, grey RAL 7035/grey RAL 7035 and blue RAL 5005



Tritón Pardubice, spol. s r.o.



Tritón Pardubice, spol. s r.o.



Elementary School Pardubice – Polabiny, Npor. Eliáše



Agrarlandtechnik



Euro Bus



TPG Golf - Horizon Resort Massane



Hotel Melia Wien



Dostihový spolek Pardubice



Elementary School and Kindergarten Chotíkov



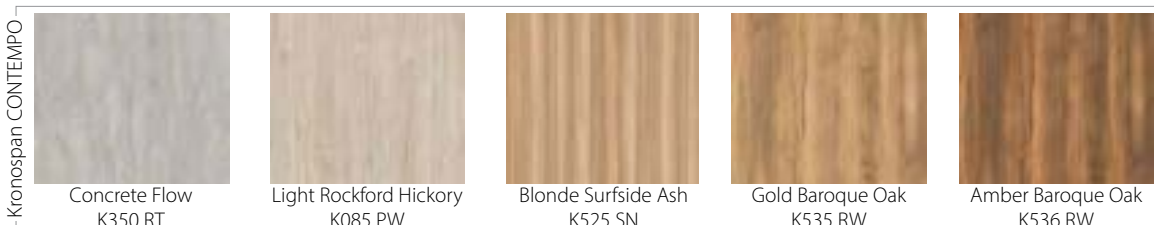

APAG Elektronik s.r.o.



Golf lockers

Triton steel golf lockers represent a sophisticated solution for the secure storage of golf trolleys and complete equipment sets. Every detail is designed with the player's needs in mind—from a dedicated opening for easy cable routing to a cleverly positioned shelf for a charger or a side-mounted power distribution panel. Organization is further enhanced by a practical basket for golf balls and small items, located on the inner side of the reinforced doors.

The well-thought-out design, featuring perforations in both the doors and the body, ensures constant air circulation—essential for drying equipment. We guarantee the use of high-quality locks. Furthermore, the height of these lockers is optimized for an efficient two-tier configuration, allowing you to maximize the storage capacity of your facility.



An extended range of decors can be found on page 74.

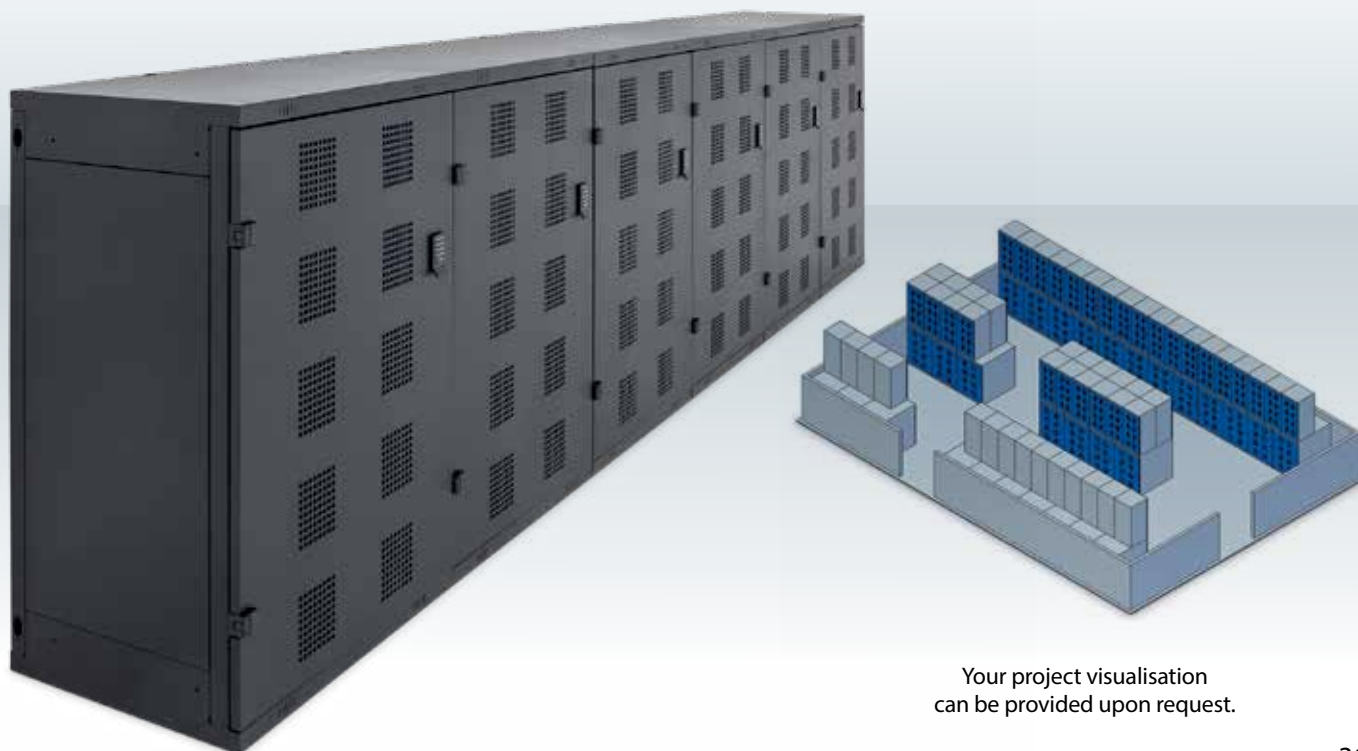


Golf lockers – steel

Height x width x depth (mm)	1250 x 550 x 550	1250 x 825 x 550	1250 x 825 x 1100
Equipment	basket for golf balls and small items, shelf for a power distribution unit		
Weight net / gross (kg)	36 / 43	44 / 50	62 / 69
Order code	IGS-13-A55-xxx-Xx	IGS-13-A85-xxx-Xx	IGS-13-A80-xxx-Xx

Golf lockers – laminate / steel

Height x width x depth (mm)	1250 x 550 x 550	1250 x 825 x 550	1250 x 825 x 1100
Equipment	basket for golf balls and small items, shelf for a power distribution unit		
Weight net / gross (kg)	36 / 43	44 / 50	62 / 69
Order code	IGS-13-B55-xxx-Xx	IGS-13-B85-xxx-Xx	IGS-13-B80-xxx-Xx



Your project visualisation can be provided upon request.



TPG Golf - Horizon Resort Massasne



Golf Club Pardubice - Lázně Bohdaneč



Golf Club Pyšely



Golf resort Buchholz



Migros Golfplatz Moossee



Golfplatz Clebronn



Les Bois



City & Country Golfclub Am Wienerberg



Golf Club Bad Rappenau



Golf-Club Peine-Edemissen e.V.



Golf Mstětice



Golf Club Gams Werdenberg






Steel saddle and Bridle Lockers

Our steel saddle and bridle lockers represent a premium solution for the secure storage of equestrian equipment. They are manufactured from high-quality, electrolytically galvanized sheet steel finished with a durable powder coating.

This precise combination of materials guarantees exceptional resistance to both mechanical damage and the specific chemical influences found in stables and tack rooms. With our lockers, you gain not only perfect organization for your accessories but, above all, the assurance of a long service life even in demanding environments.



Basket for small items



Saddle holder, bridle hanger



Saddle locker

Height x width x depth (mm)	1100 x 600 x 600
Number of sections	1
Equipment	2 x saddle holder including a hook for a bridle, 2 x steel hanger for bridles, basket for small items
Weight net / gross (kg)	42 / 47
Order code	KSS-11-A66-xxx-X1



Saddle holder including a hook for a bridle








Ball lockers

Our ball storage cabinets are designed for the secure and organized storage of sports equipment in gymnasiums and athletic facilities.

The steel cabinets are equipped with four height-adjustable shelves featuring a special rearward tilt and an upward-curved front edge, which reliably prevents balls from rolling out.

For interiors requiring a furniture-style aesthetic, we offer cabinets made from 18mm laminated chipboard with a durable 2mm ABS edge. These feature one fixed and two adjustable shelves for maximum internal variability, which can be expanded with additional shelves upon request. Both variants represent a robust and practical solution for maintaining perfect order in your sports facilities.

COLOURS					
	steel grey (RAL 7035)	steel blue (RAL 5005)	steel black (RAL 9005)		
Kronospan STANDARD					
	Birch 1715 BS	Nagano Oak 8431 SN	Cherry 0344 BS	Walnut 0729 BS	
Kronospan CONTEMPO					
	Concrete Flow K350 RT	Light Rockford Hickory K085 PW	Blonde Surfside Ash K525 SN	Gold Baroque Oak K535 RW	Amber Baroque Oak K536 RW

An extended range of decors can be found on page 74.



Ball lockers	steel	laminat
Height x width x depth (mm)	1970 x 900 x 400	2100 x 1200 x 600
Number of sections	1	1
Equipment	4 height-adjustable shelves, jersey rod	solid shelf, 2 adjustable shelves, turning lock Burg
Weight net / gross (kg)	70 / 75	135 / 143
Order code	IMS-20-A94-xxx-X1	YYAT18-0002-16





Hockey boxes and multipurpose boxes

Our laminated hockey boxes represent an ideal solution for ice rink facilities and other sports venues that prefer an open and airy equipment storage system. Each unit is intelligently designed for one to two people and is available in two basic configurations—with either an open or closed storage compartment beneath the bench.

We place maximum emphasis on functionality and security: as standard, each locker is equipped with one lockable compartment featuring a practical drop-slot for valuables, two heavy-duty double hooks, and two shelves for the organized storage of accessories. This is a reliable and economical choice for clubs seeking quality and order in their locker rooms.

Kronospan STANDART



Birch
1715 BS



Nagano Oak
8431 SN



Cherry
0344 BS



Walnut
0729 BS

Kronospan CONTEMPO



Concrete Flow
K350 RT



Light Rockford Hickory
K085 PW



Blonde Surfside Ash
K525 SN



Gold Baroque Oak
K535 RW



Amber Baroque Oak
K536 RW

An extended range of decors can be found on page 74.



Hockey boxes and multipurpose boxes				
Height x width x depth (mm)	1970 x 600 x 600	1970 x 600 x 600	1970 x 800 x 600	1970 x 800 x 600
Number of sections	1	1	1	1
Equipment	2x shelf, 1x box, 2x double hooks, open space under the bank (seat)	2x shelf, 1x box, 2x double hooks	2x shelf, 1x box, 2x double hooks, open space under the bank (seat)	2x shelf, 1x box, 2x double hooks
Weight net / gross (kg)	54 / 63	56 / 66	63 / 68	67 / 74
Order code	IAH-20-B66-XXX-X0	IAH-20-B66-xxx-X1	IAH-20-B86-xxx-X0	IAH-20-B86-xxx-X1

HPL universal lockers

Universal lockers made of High-Pressure Laminate (HPL) represent the pinnacle of our range for professional and semi-professional sports club locker rooms. This material is prized for its extreme mechanical resistance and ease of maintenance, even in conditions of high humidity and heavy use. To meet the specific demands of every sport, we offer these units in two optimal widths: the player variant (800 mm) and the generous goalkeeper variant (1000 mm).

Because we know that club identity is key, we approach these lockers as an exclusive custom-made solution. A wide spectrum of available decors allows us to perfectly match the equipment with club colours, creating a prestigious environment that fosters team spirit.



HPL hockey box

Height x width x depth (mm)	2180 x 800 x 660	2180 x 1000 x 660
Equipment	2x shelf, 3x hooks, storage space under the seat	2x shelf, 3x hooks, storage space under the seat
Weight net / gross (kg)	90 / 96	107 / 113
Order code	NPAT18-0002-01 hockey player	NPAT18-0002-11 hockey goalkeeper







Fredericia Idrætscenter



HC Warnsdorf



HC Dynamo Pardubice



HC AZ Havířov



HC Dynamo Pardubice



Kolding IF



Vendsyssel FF



HC Poděbrady



FC Fredericia



Umeå FC




Ski and snowboard lockers

Our steel ski and snowboard lockers represent a top-tier solution for hotel ski rooms, guesthouses, and modern ski depots. The exceptionally rigid welded construction, made from galvanized sheet steel with a durable powder coating, effortlessly withstands moisture and the heavy-duty demands of mountain resorts.

A sophisticated perforation system in both the doors and the

back panel ensures natural air circulation, and the locker is fully prepared for the installation of our efficient boot-drying system. The internal flexibility—such as utilizing 2/3-width shelves to accommodate long items or the option to add a galvanized drip tray or floor grate—makes these lockers an indispensable element for any winter sports facility.



NLAT20-0005-66 – removable drip tray, sloped SKI 320x600

NLAT20-0005-67 – removable drip tray, sloped SKI 520x600

NLAT20-0005-68 – removable grid SKI 320x600

NLAT20-0005-69 – removable grid SKI 520x600



LSS

Ski and snowboard lockers		
Height x width x depth (mm)	2155 x 320 x 600	2155 x 520 x 600
Number of sections	1	1
Equipment	1 x shelf	1 x shelf
Weight net / gross (kg)	44 / 49	54 / 58
Order code	LSS-21-A36-xxx-X2 - zinc-coated	LSS-21-A56-xxx-X2 - zinc-coated
Order code 2/3 shelf	LSS-21-A36-xxx-X3 - zinc-coated	LSS-21-A56-xxx-X3 - zinc-coated

NEW PRODUCTS





LNS



LNS



LND



An extended range of decors can be found on page 74.

NEW PRODUCTS



LNS



LNS



LND

Ski and snowboard lockers		
Height x width x depth (mm)	2180 x 600 x 600	2180 x 800 x 600
Number of sections	1	2
Equipment	4x rail with sturdy hooks, 1x basket for small items, handle	8x rail with sturdy hooks, 2x basket for small items, 2x handle
Weight net / gross (kg)	54 / 58	54 / 58
Order code	NPAT25-0001-29	
Order code 2/3 shelf	LNS-21-A66-CCC-X2	LND-21-A86-xxx-X2


Drying systems

Our drying systems provide a highly efficient solution for drying shoes, ski boots, and wellingtons based on the principle of constant warm air circulation. An airflow maintained at approximately 45°C ensures a fast, yet exceptionally gentle and hygienic drying process.

With an integrated analogue timer (ranging from 1 to 120 minutes), you have complete control over the process, saving both time and energy costs. These systems are ideal

wherever dry gear is essential for performance and comfort—from demanding industrial operations, construction, and agriculture to emergency services, professional sports clubs, and hospitality facilities. Our technology can be utilized as a standalone dryer or as a component within a comprehensive drying cabinet.

The dryer can be used as a shoe dryer, ski boot dryer, rubber boot dryer, or drying cabinet.





Hotel Harmony



Orea Resort Horal



Bergbahnen Belalp Blatten



Hotel Svatý Vavřinec



Grandhotel Hradec, Pec pod Sněžkou



Ski areál Harrachov



Hotel Pecr Deep



Lockers for firefighters and emergency services

Steel lockers designed for firefighters and emergency services are engineered with a single goal: to ensure the immediate accessibility of gear in situations where seconds count. The foundation is an exceptionally stable welded carcass made of 1 mm thick galvanized sheet steel. Finished in the signature RAL 3000 red, it withstands even the harshest conditions in emergency response facilities.

For maximum efficiency, the lockers can be equipped with a special folding helmet holder—which automatically tilts toward the user during removal, significantly speeding up and simplifying gear handling. The standard version can be further customized with levelling feet featuring adjustment screws for perfect alignment on any surface.




Tiltable helmet holder

Order code: IAI-02-XXX-IXX-T1



Feet with levelling screws

Order code: IAI-01-XXX-XXX-X1



steel red
(RAL 3000)



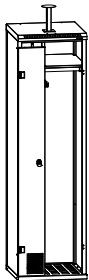
IPA



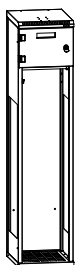
IPB



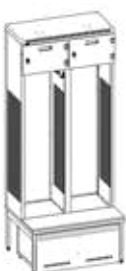
IPB DUO



IPA	
Height x width x depth (mm)	1780 x 500 x 500
Number of sections	2
Equipment	2 x shelf, rod, helmet holder, 3 x steel clothes hooks
Weight net / gross (kg)	48 / 53
Order code	IPA-18-A55-IIR-X1 (mechanical code lock), IPA-18-A55-IIC-X1 (cylindrical lock)



IPB	
Height x width x depth (mm)	1780 x 400 x 500
Number of sections	1
Equipment	1 x lockable box, rod, 3 x steel clothes hooks, special ventilation system between lockers (perforation in side panels)
Weight net / gross (kg)	41/46
Order code	IPB-18-A45-IIC-X2 (cylindrical lock), IPB-18-A45-IIR-X2 (mechanical code lock)



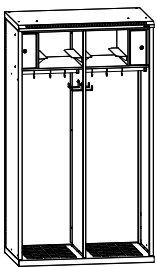
IPB DUO	
Height x width x depth (mm)	2180 x 1000 x 780
Number of sections	2
Equipment	chrome rod, 3x double hooks, cylinder locks, pull-out drawer under the bench with perforated wall for ventilation, laminated chipboard seat, height-adjustable legs
Weight net / gross (kg)	99,5 / 109,5
Order code	IXAT25-0001-56



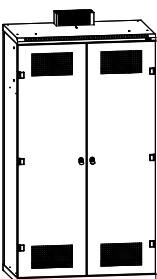
IPC



IPD



IPC	
Height x width x depth (mm)	1780 x 1000 x 600
Number of sections	2
Equipment	chrome rod with hooks, inner helmet holder, belt hooks, lockable storage boxes
Weight net / gross (kg)	71 / 78
Order code	IPC-18-A16-IIR-D2 (mechanical code lock), IPC-18-A16-IIC-D2 (cylindrical lock)



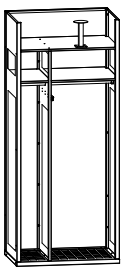
IPD	
Height x width x depth (mm)	1780 x 1000 x 600
Number of sections	2
Equipment	chrome rod with hooks, inner helmet holder, belt hooks, lockable storage boxes, dryer (energy consumption 500 W/H)
Weight net / gross (kg)	95 / 101
Order code	IPD-18-A16-IIC-D2(cylindrical lock), IPD-18-A16-IIR-D2 (mechanical code lock)



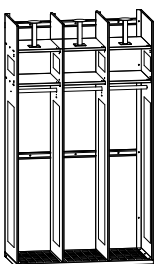
IPO



IPS



IPO	
Height x width x depth (mm)	1780 x 750 x 500
Number of sections	2
Equipment	rod, helmet holder, 3x steel clothes hooks, special perforation
Weight net / gross (kg)	49 / 55
Order code	IPO-18-X75-IIX-X1

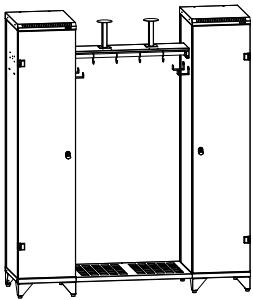


IPS		
Height x width x depth (mm)	1780 x 1000 x 500	
Number of sections	3	
Equipment	rod, 3x helmet holder, special perforation	
Weight net / gross (kg)	48 / 55	41 / 48
Order code	IPS-18-X15-IIX-ZX	IPS-18-X15-IIX-DX without one side wall

IPS lockers are made to be fixed to the wall and are delivered unassembled in packaging of apx. 180 x 350 x 550 mm.



IPE X1



IPE (X1)	
Height x width x depth (mm)	1780 x 1600 x 500
Number of sections	2
Equipment	chrome rod with hooks, helmet holder, 2 clothes/belt hooks, galvanized steel grate in locker: chrome rod, 2 clothes hooks, 3 doublehooks, 2 shelves
Weight net / gross (kg)	100/ 106
Order code	IPE-18-A85-IIC-X1 (cylindrical lock) IPE-18-A85-IIR-X1 (mechanical code lock)

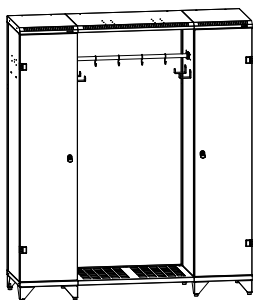




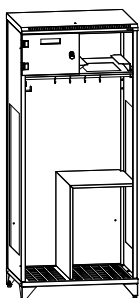
IPE X2



IPF



IPE (X2)	
Height x width x depth (mm)	1780 x 1600 x 500
Number of sections	2
Equipment	1 chrome rod, 2 clothes hooks, galvanized steel grate for shoes, belt hook, preparation for helmet holder on top of the locker 1 lockable locker with chrome rod, 2 clothes hooks, 3 doublehooks, 2 shelves, special perforation
Weight net / gross (kg)	113 / 119
Order code	IPE-18-A85-IIC-X2 (cylindrical lock) IPE-18-A85-IIR-X2 (mechanical code lock)



IPF	
Height x width x depth (mm)	1780 x 800 x 600
Number of sections	2
Equipment	1 lockable box, inner helmet holders, chrome rod, 4 clothes hooks, 2 hooks on side inside the locker
Weight net / gross (kg)	62 / 68
Order code	IPF-18-A86-IIC-X1 (cylindrical lock) IPF-18-A86-IIR-X1 (mechanical code lock)



Feuerwehr Buochs Ennetbürgen



Freiwillige Feuerwehr Erpfting



Freiwillige Feuerwehr Munchehof



Feuerwehr Wallenwil/Eschlikon




ZOO Hluboká nad Vltavou




Bayerisches Rotes Kreuz



Bayerisches Rotes Kreuz



Nordic Lockers



Van Akelyen




Brandweer Zandhoven



Key cabinets

Our key cabinets are an essential accessory for the efficient management of facilities and locker rooms. You can choose from laminated variants with solid doors that match the design of our wardrobe lockers, or versions made of durable sheet steel, where we offer both solid and glass-front doors for an instant visual overview.

All models are fitted with fixed steel hooks and a high-security cylindrical lock. The cabinets are designed for easy wall mounting, and thanks to our extensive range of colours and decors, we can manufacture them in a design that perfectly matches your individual requirements.



An extended range of decors can be found on page 74.



Key lockers steel / glass door

Height x width x depth (mm)	670 x 370 x 105	670 x 620 x 105	990 x 620 x 105
Number of hooks	50 hooks (5 x line / 10 pcs)	100 hooks (5 x line / 20 pcs)	160 hooks (8 x line / 20 pcs)
Weight (kg)	8	12	18
Order code	IAK-06-C41-xxx-X1	IAK-06-C61-xxx-X1	IAK-09-C61-xxx-X1

Laminated chipboard key locker

Height x width x depth (mm)	615 x 310 x 125	615 x 560 x 125	950 x 560 x 125
Number of hooks	50 hooks (5 x line / 10 pcs)	100 hooks (5 x line / 20 pcs)	160 hooks (8 x line / 20 pcs)
Weight (kg)	8	13	18
Order code	LAK-06-B31-CAA-X1	LAK-06-B51-CAA-X1	LAK-09-B51-CAA-X1

Key lockers steel

Height x width x depth (mm)	670 x 370 x 105	670 x 620 x 105	990 x 620 x 105
Number of hooks	50 hooks (5 x line / 10 pcs)	200 hooks (10 x line / 20 pcs)	320 hooks (16 x line / 20 pcs)
Weight (kg)	8	12	18
Order code	IAK-06-A41-CCC-X2	IAK-06-A61-CCC-X2	IAK-09-A61-CCC-X2



Cloakroom benches

Steel and laminated chipboard combination



Combination of Steel and Laminated Chipboard

The ideal choice for outfitting locker rooms where the emphasis is on durability and practicality. Our benches and cloakroom rails, built with a 30×30 mm steel construction, offer high load capacity and resistance to wear and tear.

The seating surfaces, made from laminated board with an ABS edge, ensure easy maintenance. High functional and aesthetic value is further enhanced by floor-friendly plastic glides and practical hooks—which, on our cloakroom rails, are colour-matched directly to the steel profiles.



Upon request, the construction can be adapted to include integrated shoe storage.



An extended range of decors can be found on page 74.



One-sided cloakroom bench with hooks

Height x length x depth (mm)	1800 x 1200 x 430	1800 x 1500 x 430	1800 x 2000 x 430
Number of hooks	8	10	13
Weight net / gross (kg)	67	75	89
Order code	ITV-04-X01-xxX-x3	ITV-04-X02-xxX-x3	ITV-04-X03-xxX-x3

Double-sided cloakroom bench with hooks

Height x length x depth (mm)	1800 x 1200 x 430	1800 x 1500 x 430	1800 x 2000 x 430
Number of hooks	16	20	26
Weight net / gross (kg)	111	121	150
Order code	ITV-08-X01-xxX-x3	ITV-08-X02-xxX-x3	ITV-08-X03-xxX-x3



Cloakroom bench

Height x length x depth (mm)	460 x 1200 x 350	460 x 1500 x 350	460 x 2000 x 350	460 x 2000 x 550
Weight (kg)	14	18	25	26
Order code	ITL-04-X03-xxX-X2	ITL-04-X04-xxX-x2	ITL-04-X05-xxX-x2	ITL-04-X01-xxX-x2



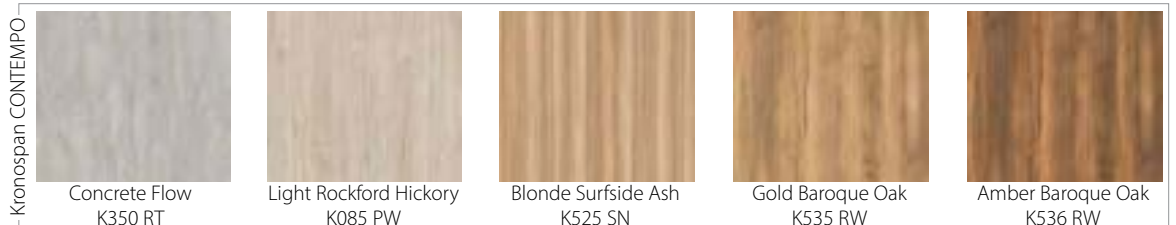

Laminated cloakroom benches

A fusion of premium design and exceptional mechanical resistance—these are our laminated benches.

The use of 36mm laminated chipboard with a protective ABS edge guarantees structural stability and a long service life, even in demanding environments where modern visual style is a priority.



Laminated cloakroom benches			
Height x length x depth (mm)	460 x 600 x 350	460 x 800 x 350	460 x 1000 x 350
Weight (kg)	14	16	18
Order code	ILL-04-X01-xxX-X1	ILL-04-X02-xxX-X1	ILL-04-X03-xxX-X1



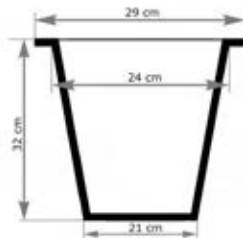
An extended range of decors can be found on page 74.



Design self-watering flowerpot

- Location:** exterior / interior
- Colour:** anthracite RAL 7016
- Material:** galvanized sheet metal treated with facade powder coating
- Dimensions:** 875 x 850 x 300 mm (W x H x D)
- Included:** 3x self watering plastic set, 2x wheels, 2x rectification legs
- Weight:** 23 kg (including plastic inserts)

Plastic inner liner with self-watering set



- This set consists of:**
- an inner plastic liner
 - a double bottom (partition)
 - a water level indicator

High-quality and stable plastic is used for the inserts, which makes them suitable for both indoor and outdoor use.


Flower pots:

3x self watering plastic set in black colour with a water level indicator.



Easy handling:

2x wheels for easy movement and 2 x levelling rubber feet to prevent accidental sliding.



grey anthracite
RAL7016

Can be additionally ordered:

A set of metal profiles for anchoring the flowerpot (including connecting material).



Shelf racks

Steel Bolt - Together Shelving



A universal bolted shelving unit ideal for archives, workshops, and warehouses.

- Adjustability:
Shelves can be repositioned in 45 mm increments.
- Shelf Load Capacity: 100 kg
- Max. Total Load Capacity: 500 kg
- Delivery: Supplied flat-packed (disassembled).

Welded shelving – combination of steel / laminated chipboard

Shelves made from 18 mm thick laminated chipboard are recessed into a steel frame. We recommend anchoring the unit to a wall using the pre-drilled holes in the uprights.

- Shelf Load Capacity: 75 kg
- Max. Total Load Capacity: 450 kg



An extended range of decors can be found on page 74.



Shelf racks				
Height x width x depth (mm)	2000 x 1000 x 400	2000 x 1000 x 500	2000 x 1000 x 400	2000 x 1000 x 500
Surface treatment	zinc-coated	zinc-coated	colour	colour
Equipment	5x shelf	5x shelf	5x shelf	5x shelf
Weight net / gross (kg)	38 / 39	44 / 45	29 / 30	34 / 35
Order code	IAR-20-X14-xxX-X1	IAR-20-X15-xxX-X1	IAR-20-X14-CCX-X1	IAR-20-X15-CCX-X1

Welded shelf racks - steel / laminated chipboard	
Height x width x depth (mm)	2000 x 1000 x 500
Surface treatment	lamine
Equipment	6x shelf
Weight net / gross (kg)	63 / 69
Order code	IDR-20-X15-xxX-X1





Workbenches

A universal and flexible workbench designed for workshops, classrooms, warehouses, and garages.

- Adjustable Height: Telescopic legs allow the worktop height to be set from 655 mm to 1005 mm (in 50 mm increments).
- Table Lengths (mm): 750, 1200, 1500, 1700, 2000
- Depth (mm): 700 (standard for all lengths)
- Load Capacity: 500 kg (uniformly distributed)
- Work Surface: 40 mm thick solid beech stave (butcher block) with chamfered top edges.
- Rigid Profiled Underframe: Welded from steel profiles with a rear crossbeam for enhanced structural rigidity.

- Finish: Powder-coated in Gray (RAL 7035) or Blue (RAL 5005).

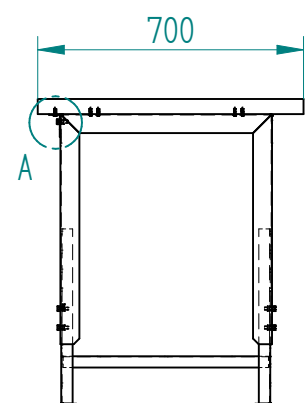
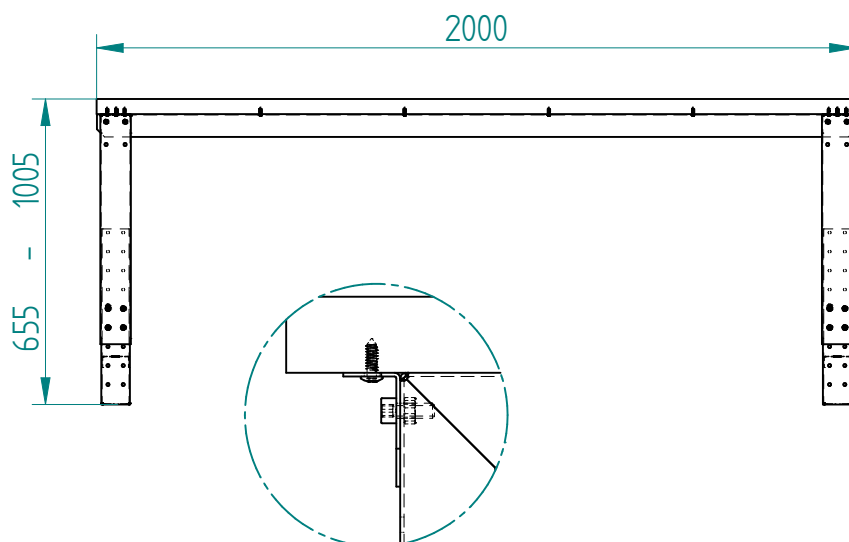
Optional Accessories

The workbench can be customized with the following under-desk units (Dimensions: 600 x 570 x 550 mm):

- Storage Cabinet: Single door (Model CUAT20-0056-20)
- Drawer Unit: Multi-drawer (Model CUAT20-0056-14)

Assembly and Installation

The workbench can be anchored to the floor for maximum stability. It is supplied disassembled, including all necessary mounting hardware. Assembly is quick and easy.



Workbenches					
Height (mm)	750	1 200	1 500	1 700	2 000
Width x depth (mm)	655 – 1005 x 700	655 – 1005 x 700	655 – 1005 x 700	655 – 1005 x 700	655 – 1005 x 700
Order code					
RAL7035	CXAT20-0056-05	CXAT20-0056-04	CXAT20-0056-03	CXAT20-0056-02	CXAT20-0056-01
RAL 5005	UXAT20-0056-05	UXAT20-0056-04	UXAT20-0056-03	UXAT20-0056-02	UXAT20-0056-01



Workbench storage units (Containers)

Cabinets with door and shelf

Features include:

- 1x Shelf included as standard.
- Magnetic-latch door: Reversible design for both left and right-hand opening.
- Adjustable internal shelf: Positionable in a 21.5 mm grid, secured by 4x M5 screws.
- Clearance: Upper compartment height adjustable from 105 to 190 mm.
- Finish: Powder-coated in a single color or a combination of Gray (RAL 7035), Blue (RAL 5005), or Black (RAL 9005).

Drawer units

Features include:

- 4x Drawers in total.
- 1x Upper drawer: Internal height of 80 mm.
- 3x Lower drawers: Internal height of 130 mm.
- 100% Full-extension: Telescopic drawer slides allow for complete access.
- Load Capacity: 45 kg per drawer.
- Finish: Powder-coated in a single color or a combination of Gray (RAL 7035), Blue (RAL 5005), or Black (RAL 9005).

	Order Code	Dimensions W x H x D	Weight (kg)	Colour
Workshop table container 4x drawer	BXAT20-0056-14	570 x 600 x 550	40	black frame, black sockets
Workshop table container 4x drawer	CXAT20-0056-14		40	grey frame, grey drawers
Workshop table container - door	CUAT20-0056-20		26	grey frame, blue door

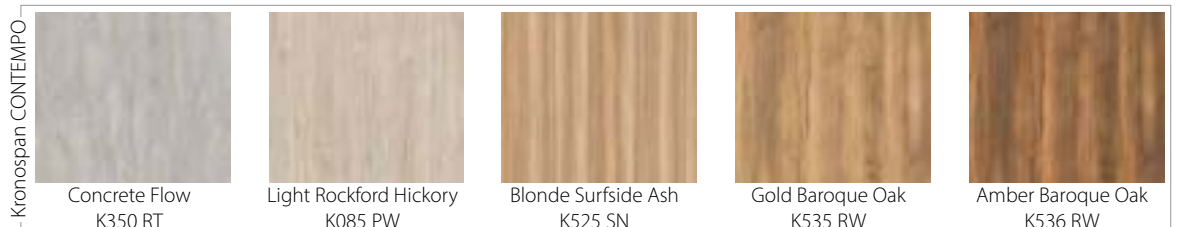






Accessories

We offer a wide range of accessories for our lockers, allowing you to fully customize both the internal and external configurations to meet your specific requirements. Whether you are looking for solutions for enhanced ventilation or specific types of base frames, our accessories guarantee long-term durability and maximum utility for every piece of furniture.

Shelves - Steel, Laminate



An extended range of decors can be found on page 74.

BESTSELLER

Plastic shoe tray

Dimensions: 270 x 345 mm
IZN-PV-X23-XXX-X1



Levelling feet

included in a supply



Connecting set

RAX-MS-X70-X1



Key number tags

Key numbering 01-50:

IZN-SS-X02-XXX-X2

Key numbering 001-100:

IZN-SS-X02-XXX-X3

Stainless steel

key numbering 001-100:

IAI-03-XXX-NXX-X11



Self-adhesive label


IZN-SS-X01-XXX-X2 - blue

IZN-SS-X01-XXX-X3 - black



Roof 15°

IAN-01-Xx5-xXX-X1



Metal hook „9“

IAI-06-XXX-ZXX-X1



Power distribution units

DIN: RAB-PD-X91-C1

ČSN: RAB-PD-X90-C1





Locks

DIGILOCK – The company Digilock was founded in 1981 in California. It now boasts high-quality processing, which simplifies security and improves the user environment through innovations, quality, and design, for which the company is highly sought after.

Digilock®

BURG – Our specialization is mechanical and electronic locks for both metal and wooden furniture. The company BURG introduces the fourth generation of family business, whose history dates back to 1890 when the first padlock was made. Today, BURG is a modern supplier of locks for a wide range of applications and is one of the leading European manufacturers of lock systems.

BURG®

Keyless.Co - The Texasian company Keyless.Co comes with the revolution in security and users comfort by manufacturing of the timeless and elegant locks Keyless which are ideal choice for changing rooms where it is putting emphasis for the high standard without needs for chips, keys, batteries, plastic parts, cables and with zero costs for maintenance of the locks.

KEYLESS.CO



CYLINDRICAL LOCKS

Burg cylindrical locks for metal or laminate lockers secure the door at its center point. These locks are equipped with two metal keys as standard and can be integrated into a master key system (the master key is universal for both laminate and metal furniture locks).



PADLOCK HASPS (TURNING LOCKS)

Locking via a rotary swivel latch, secured in the locked position by a padlock. The recommended padlock shackle diameter is mostly 6 mm. High-security latches from manufacturers Burg and Keyless feature a free-spinning mechanism once the shackle is inserted, preventing forced rotation within the mounting hole.



MECHANICAL CODE LOCKS

Locks from leading manufacturers Burg and Keyless.Co featuring a four-digit resettable code and a master key system. This type of lock is primarily recommended for environments without frequent user turnover (such as firefighters' lockers or golf club storage).



ELECTRONIC CODE LOCKS

Locking systems from leading brands Burg and Digilock offer secure locking for cabinets and valuables in both wooden and metal furniture. The code length is 4–15 digits. Due to identical dimensions of certain models compared to mechanical locks, a simple replacement of your current hardware is possible. Lock functions include external battery access for replacement without disassembly, a low battery indicator, and the elimination of keys, chip wristbands, fobs, or cards.



ELECTRONIC CHIP OR CARD LOCKS (RFID)

Burg and Digilock locking systems offer secure locking of cabinets and valuables in wooden and metal furniture using chip wristbands or cards. Due to identical dimensions of certain types, an easy replacement of your current mechanical lock is possible. The lock operates in free / assigned mode. Features also include access to the external battery for replacement without disassembly, RFID standards MIFARE? Classic / MIFARE? Desfire EV II, and a low battery indicator. indication.



COIN LOCKS

Burg coin locks are ideal for wellness centers and swimming pool lockers, featuring locking mechanisms designed for deposit coins of 5 CZK, 10 CZK, 0.50 EUR, or 1 EUR. The key remains blocked in the lock until a coin is inserted and the locker is locked. After unlocking, the coin is either released and returned or retained in a cash box. The key then remains blocked again. Coin locks can be equipped with a master key system, including the cash box.





The offer of Kronospan Contempo decors



K349 RT
Silk Flow



K524 SN
Pure Surfside Ash



K083 SN
Light Artwood



K085 PW
Light Rockford Hickory



K543 SN
Sand Barbera Oak



K107 PW
Elegance Endgrain Oak



K358 PW
Honey Castello Oak



K360 PW
Vintage Harbor Oak



K525 SN
Blonde Surfside Ash



K535 RW
Gold Baroque Oak



5527 SN
Stone Oak



K086 PW
Natural Rockford Hickory



K021 SN
Barley Blackwood



K536 RW
Amber Baroque Oak



K546 RW
Caramel Franklin Walnut



K547 RW
Tobacco Franklin Walnut



K541 PN
Greige Tessea



K542 PN
Mocha Tessea



K538 PN
Dovetail Arosa



K539 PN
Fossil Arosa



K691 PN
Almond Granada



K350 RT
Concrete Flow



K692 PN
Cloud Granada



4298 SU
Light Atelier



K022 SN
Satin Blackwood



K084 SN
Dark Artwood



K357 PW
Greige Castello Oak



K355 PW
Platinum Grange Oak



K544 RW
Hazel Silverjack Oak



K105 PW
Raw Endgrain Oak



K356 PW
Sand Grange Oak



K087 PW
Dark Rockford Hickory



5501 SN
Slavonia Oak



K361 PW
Gold Harbor Oak



K359 PW
Brandy Castello Oak



K545 RW
Vintage Silverjack Oak



K354 PW
Colonial Grange Oak



K548 RW
Smoked Kala Ash



K537 RW
Ristretto Baroque Oak



K526 SN
Iron Surfside Ash



K693 PN
Bronze Granada



K351 RT
Rusty Flow



K352 RT
Iron Flow



K540 PN
Grey Albus



4299 SU
Dark Atelier



K353 RT
Charcoal Flow

The offer of Kronospan Contempo decors



K529 HU
Gold Hudson Oak



K527 HU
Biscotti Hudson Oak



K528 HU
Cashmere Hudson Oak



K530 HU
Amaretto Hudson Oak



K534 HU
Chocolate Hudson Oak



K531 AD
Stone Arvadonna Chestnut



K532 AD
Flamed Arvadonna Chestnut



K534 AD
Charcoal Arvadonna Chestnut



K533 AD
Mink Arvadonna Chestnut





K694 PV
Silk Primavera Oak



K695 PV
Straw Primavera Oak



K696 PV
Umber Primavera Oak



4299 SU
Cocoa Primavera Oak

The offer of Kronospan Standard decors



K010 SN
White Loft Pine



K001 PW
White Craft Oak



K088 PW
White Nordic Wood



K080 PW
White Coastland Oak



5529 SN
Oregon



K012 SU
Pearl Artisan Beech



K2737 PW
Cotta Cremona Oak



K017 PW
Blonde Liberty Elm



K081 PW
Satin Coastland Oak



K002 PW
Grey Craft Oak



8921 BS
Ferrara Oak



K013 SU
Sand Artisan Beech



K2738 PW
Torro Cremona Oak



3025 SN
Light Vintage Oak



K006 PW
Amber Urban Oak



1715 BS
Birch



0375 BS
Maple



8431 SN
Fine Oak



8995 SN
Coco Bolo



0381 BS
Classic Beech



K003 PW
Gold Craft Oak



K365 PW
Coast Evoke Oak



K078 PW
Dark Riverside Cherry



9614 BS
Alpine Walnut



0729 BS
Walnut



K004 PW
Tobacco Craft Oak



K009 PW
Dark Select Walnut



8953 SU
Tiepolo Walnut



K015 PW
Vintage Marine Wood



K090 PW
Bronze Expressive Oak



K019 PW
Silver Liberty Elm



K089 PW
Grey Nordic Wood



K366 PW
Fossil Evoke Oak



K018 PW
Smoked Liberty Elm



K007 PW
Coffee Urban Oak



K005 PW
Oyster Urban Oak



K2739 PW
Cannolo Cremona Oak



K079 PW
Grey Clubhouse Oak



5194 SN
Oxide Vintage Oak



K008 PW
Light Select Walnut



K076 PW
Sand Expressive Oak



5500 SU
Natural Noble Elm



K688 PW
Natural Canella Oak



K689 PW
Natural Canella Strata



1912 BS
Alder



0344 BS
Cherry



K020 PW
Fireside Select Walnut



K082 PW
Bourbon Oak



0854 BS
Wenge



9763 BS
Louisiana Wenge



7648 SN
Vintage Wenge



8548 SN
Finline Mocca



K016 PW
Carbon Marine Wood



The offer of Kronospan Color decors

					
8681 SU Brilliant White	0110 SM White	0101 PE Front White	8685 BS Snow White	8685 PD Snow White	8100 SM Pearl White
					
K680 PD Stone Belge	7045 SU Satin	5981 BS Cashmere	5981 PD Cashmere	0540 PE Manhattan Grey	0197 SU Chinchilla Grey
					
7031 BS Crème	0564 PE Almond	0514 PE Ivory	0515 PE Sand	K681 PD Macadamia	0522 PE Belge
					
0134 BS Sunshine	K516 SU Toffee	K682 PD Alpaca	0132 BS Orange	7113 BS Chilli Red	K514 SU Deep Sahara
					
K686 PD Powder Pink	K513 SU Marshmallow	K512 SU Native Pink	K683 PD Cajun	K518 SU Surf Blue	K517 SU Azure Blue
					
5982 BS Mussel	7063 SU Pastel Green	K097 SU Dusk Blue	7190 BS Mamba Green	9561 BS Oxide Green	K521 SU Smoke Green



References



Moving World Prague



Bohemilk - Dairy Opočno



AZ Herentals



City Gym



Mergon Czech s.r.o.



Star Fitness Mulhouse



Golfplatz Moossee



Neu Mitte School



APAG Elektronik s.r.o.



International School of Hamburg



Van Leeuwen



Magna Exteriors & Interiors



Primery School Průhonice



Library VŠE, Praha



Bodyflex fitness



VPK Oudegem



Vyncke s.r.o.



Fitness und Freizeitwelt Progress



Office building Vinice



Police station Kouter



Ski centre Bergbahnen Belalp - Blatten



KOS WIRE EUROPE



VPK Oudegem - boxes for powering electric bike batteries



Tongo, Hradec Králové



Sportcentrum Ivanovice




Suncity Fitness, Hradec Králové



Cultuurhuis Merelbeke



Carpe Diem Dautphe



Wellnes Hotel Step



Wellness Hotel Maximus



Cultuurhuis Merelbeke



Wellnes Hotel Step



Red Hat Czech



Kolding IF

CUBE

More than a locker solution

Generaal De Wittelaan 7

2800 Mechelen

+32 490 42 78 44

hello@cube-lockers.be

www.cube-lockers.be