



HOPPER 2.0

BASEMENT WINDOW

A hopper window opens inward, making it practical in tight spaces. It brings in light and fresh air, and it must stay sealed against drafts and weather. These windows are used primarily in rooms that must meet egress or building code requirements, such as basements.


Hopper 2.0 is Durabuilt's proprietary design built specifically to perform better where space is limited. A stronger frame and refined interior finish add durability and a cleaner look with long-lasting reliability.



KEY BENEFITS

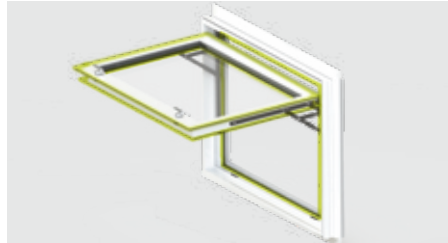
Reliable Performance

Engineered for stronger sealing, higher ratings, and better year-round protection.




High Water & Air Performance

Pressure-tested to 500 Pa, delivering more than double the water and air performance of a standard hopper window.



Triple-Seal System

Two seals on the sash and one on the main frame create a tight compression that helps block water, drafts, and musty air.



Dual And Triple Glazing

Both dual and triple glazing now available to provide enhanced energy efficiency, thermal comfort, and noise reduction.

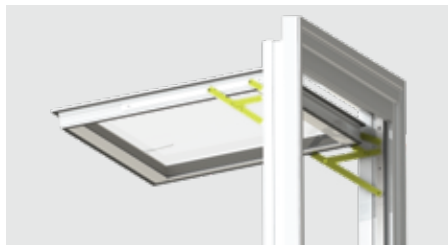
Easy to Use

Built for effortless operation and reliable everyday use.



Hardware With Simple Locking

Low-profile modern handle turns 90° for quick locking, a tight seal, and added security.



Smooth And Easy Operation

Friction hinges allow the sash to stay open anywhere up to 90°, improving airflow control and preventing sudden slamming.




Trim Compatibility

Designed with trim compatibility in mind, creating a seamless match with the Omega Series for consistent style and finish.

Designed for a Clean, Modern Look

Made with durable materials that maintain their appearance over time.



Exclusive Laminate Technology

Premium Continental® laminate is 6x thicker than paint, this finish resists fading, chipping, and peeling.



Integrated Design

Smooth, seamless look with clean lines, achieved through hidden hinges and fully concealed weather stripping.



100% uPVC Virgin Vinyl

The frame will not warp or yellow, it keeps a clean modern appearance, and it stays durable with minimal maintenance.

COLOUR & OPTIONS

Exterior Laminate Finishes



PVC White
(Default)



Jet Black




Commercial
Brown



Iron Ore



Sable



Brushed
Silver



Beige

Interior Laminate Finishes



PVC White
(Default)



Jet Black

Hardware Finishes



Black



Faux Nickel



32 White

Compact & Versatile Sizes

Fits a wide range of basement layouts with flexible width and height options.

Frame Sizes

- Width: 16" minimum to 55" maximum
- Height: 15.25" minimum to 32" maximum

Egress

- Minimum egress height: 22"
- Egress depends on the combined clear opening width, height, and total open area.

Glass & Window Performance

Performance-drive options include dual or triple pane glass with advanced Low-E coatings such as Sun Gain ER and Solar Block U along with argon gas, and EasyClean+ Glass Technology. Warm-edge spacers improve insulation and help reduce condensation.

Exterior Screen

The screen uses durable, easy-to-clean mesh with a built-in spring for smooth removal. Four bullet catches, two on each side, hold the screen securely in place. Available in white or black.