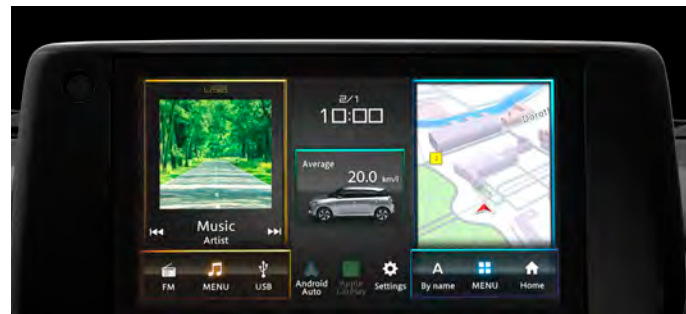


PLAY IN YOUR COMFORT ZONE

Swift driving is pure fun! Equipped with a wraparound, dual-tone dashboard, it provides ample in-cabin storage and amenities to make every drive a joy.



2-tone interior
Experience heightened driving pleasure with an upbeat dual-tone dashboard.



9-inch touchscreen (compatible with Apple CarPlay® and Android Auto™)
Navigate your way to fun with a driver-focused display audio system and customisable touch controls.



Meter cluster
Step into the fun zone with a sporty LCD meter, which features a 4.2-inch Multi-Information Display (MID) providing essential information at a glance.



Air conditioner
Play it cool with an air conditioner that offers a digital control panel and automatic temperature control.



Accessory and USB sockets
Power up and get moving with a USB-C port, 2 USB-A ports, and a DC 12V accessory socket.



Luggage Area
Playfully practical—load and unload with a wide, low opening, and adjust the space to your needs with foldable 60/40 split rear seat backs.



MAKE THE STREETS YOUR PLAYGROUND

Designed for play, built for fun. Embrace the joy of driving with its eye-catching design and dynamic performance.



PLAY IT SAFE

Experience the thrill of driving with peace of mind. Loaded with features from Suzuki Safety Support, you can handle any road condition with ease.

*There is a limit to the ability of cameras and sensors to detect obstacles, lanes and traffic signs. Please do not rely on these systems alone. Always drive safely. Vehicle-to-vehicle distance varies depending on vehicle speed.



Dual Sensors Brake Support II (DSBS II)
Play worry-free with its millimetre-wave radar and monocular camera to keep an eye on road users and imminent collisions, while brake assist jumps in to boost braking power.



Adaptive Cruise Control (ACC)
Cruise freely with advanced radar and camera technology to maintain a safe distance.



Lane Keep Assist (LKA)
LKA keeps you centred and offers steering assistance if it detects obstacles.

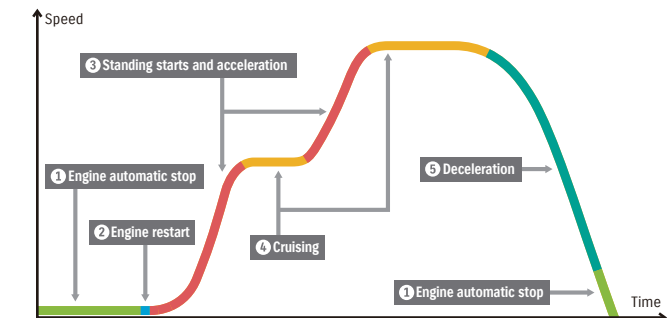


Lane Departure Prevention (LDP)
Stay in the groove—LDP senses lane markers and keeps you centred.




High beam assist
Stay focused on the fun with a smart headlamp system that responds to its environment.


(Active only at speeds above 40 km/h.)



Mild hybrid system
Playful yet efficient, its compact SHVS mild hybrid system is powered by an integrated starter generator (ISG) and a high-energy lithium-ion battery.



Front and rear suspension
Play in your comfort zone as its suspension system delivers a comfortable ride with excellent road-holding and handling stability.



HEARTECT platform
Crafted from Advanced and Ultra High Tensile Steel to boost body stiffness for superior ride quality and handling, it also reduces collision impact and enhances the power-to-weight ratio.

DRIVE IN FULL-SPECTRUM FUN

MONOTONE COLOURS



Flame Orange Pearl Metallic (ZWD) Caravan Ivory Pearl Metallic (ZYL) Pure White Pearl (ZVR)



Premium Silver Metallic (ZNC) Mineral Gray Metallic (ZMW) Super Black Pearl (ZMV)

DUAL-TONE COLOURS



Frontier Blue Pearl Metallic × Super Black Pearl (E6L) Burning Red Pearl Metallic × Super Black Pearl (D7Z)



Cool Yellow Metallic × Mineral Gray Metallic (E6P) Pure White Pearl × Mineral Gray Metallic (DYH)

*Images may differ from actual product.

*Images may differ from actual product.

*Images may differ from actual product.

MORE FUN.
MORE FLAIR.

A celebration of playfulness—with bold new contours, 16-inch dual-tone polished alloy wheels, and a striking piano black front grille, the Swift stands out. At night, its lighting design adds a three-dimensional flair to its look.



16-inch dual-tone polished alloy wheels
Turn heads with 16-inch dual-tone polished alloy wheels.

Piano black front grille
Put the fun in functional—its glossy black finish and sleek design is stylish and also optimises performance.



Sculpted shoulder lines
A statement of fun, its pronounced shoulder lines offer a stylish look and a sense of agility.



Relocated rear door handle
Easy to reach, fun to use—its relocated rear door handle infuses practically into your drives.



New LED tail light assembly
Add a new dimension to play with its LED tail lights.


Specifications		
DIMENSIONS AND WEIGHT		
Overall length	3,860mm	
Overall width	1,735mm	
Overall height	1,495mm	
Wheelbase	2,450mm	
Min. Turning Radius	4.8m	
Ground Clearance	115mm	
Kerb Weight	945kg	
Luggage Capacity	265 litres	
POWER TRAIN		
Engine Type	12V Smart Hybrid Vehicle by Suzuki	
Capacity	1,197cc	
Max. Engine Output	60.9kW (82bhp)	
Max. Torque	112Nm @ 4,500rpm	
Transmission	6-speed CVT	
Type & System	Integrated Starter Generator (WA06D)	
Max. Motor Output	2.19kw	
FUEL CONSUMPTION		
Fuel Tank Capacity	37 litres	
Combined	4.9L/100km (20.4km/L)	
VES Banding	A2	
CHASSIS		
Suspension	Front	MacPherson Strut with Coil Spring
	Back	Torsion Beam with Coil Spring
Brakes	Front	Ventilated Disc
	Back	Drums
Wheel Size	185/55R16	

Equipment list	
EXTERIOR	
LED Projector Headlamps with "Guide Me Home" Function	
Automatic Headlamps	
LED Daytime Running Lights	
LED Rear Combination Lamps	
Electric, Adjustable, Folding Wing Mirrors	
Signal Indicator on Wing Mirror	
Keyless Entry and Push Start Ignition	
Two-Tone 16" Alloy Rims	
Factory-Fitted Reverse Sensor	
INTERIOR	
Telescopic and Adjustable Leather Wrap Multi-Function Steering Wheel	
Paddle Shifter	
Automatic Air Conditioning	
4.2-inch Multi-Information Display Cluster	
Pre-Tensioning Seat Belts	
Multimedia Smartphone Bluetooth Connectivity (Apple CarPlay® & Android Auto™ Compatible)	
Reverse-View Camera	
2 USP-A Port and 1 USP C Port	
60:40 Split Single-Fold Rear Seats	
SAFETY	
2 SRS Dual Front Airbags	
2 SRS Side Airbags	
2 SRS Curtain Airbags	
Front passenger airbag deactivation system	
Hill Hold Assist	
Electronic Brakeforce Distribution (EBD)	
Electronic Stability Program (ESP)	
Anti-Lock Braking System (ABS)	
Dual Sensor Brake Support (DSBS)	
Lane Departure Warning (LDW)	
Weaving Alert	
Adaptive Cruise Control with Lane Keep Assist (LKA)	
Tyre Repair Kit	

Addition of extra features may change figures in the chart. Suzuki Motors Corporation and Champion Motors (1975) Pte Ltd reserve the right to alter any details of specifications and equipment without notice. Vehicles pictured and specifications detailed in this catalogue may vary from models and equipment in your area. Actual interior features and colours may differ from pictures shown. Vehicle body colour might differ slightly from printed photos in this catalogue.



Play SWIFT



THE ALL-NEW
SWIFT

*Images may differ from actual product.