

SOLID TO SUCCEED



XE800LC

Crawler excavator Operating weight: 76500 kg/Bucket capacity: 5.2 m³/Rated power: 563 kW



Address : No.39 Gaoxin Road, Economic-Technological Development Zone, Xuzhou, Jiangsu, China.
Post code : 221004 Customer service telephone : 0516-87739944

Materials and specifications are subject to change. All rights reserved without prior notice.
Featured machines in photos may include additional equipment. See your local dealers for more details.



Ref. G/CN/750/English/2024-05/02

Applications

Widely used in mining operations, mining stripping, gravel crushing, quarrying, large-scale earthwork construction and other projects.

Features

XCMG customized Cummins 15L engine has sufficient power, high torque, fast response for heavy-duty operations. ISSA control system with energy-saving technologies such as one-way instantaneous PLR and high-precision torque parameter control reduces fuel consumption. Boom and arm adopt an integrated structure, and the welding toe remelting process is applied to improve fatigue life of weld seam and thickness of bucket main blade is upgraded.

More efficient and reliable with lower fuel consumption

The total weight is 76.5 tons suitable for main operating conditions.

Customized Cummins M15 engine.

Kawasaki 280 displacement main pump; Kawasaki 36NA main valve.

Large section super structure platform, with higher overall stiffness and stronger bending and torsion resistance.

KYB and Bonfiglioli high torque travel motors meet various travelling requirements.

Kawasaki's high torque dual rotation system, dual row ball rotation support, and top-notch load-bearing capacity for excavators of the same level.



The H-type working device for mining has a lifespan of over 15000 hours of B10.

The large-diameter stick oil cylinder is industry-leading in break out force.

The all-new ISSA integrated control technology.


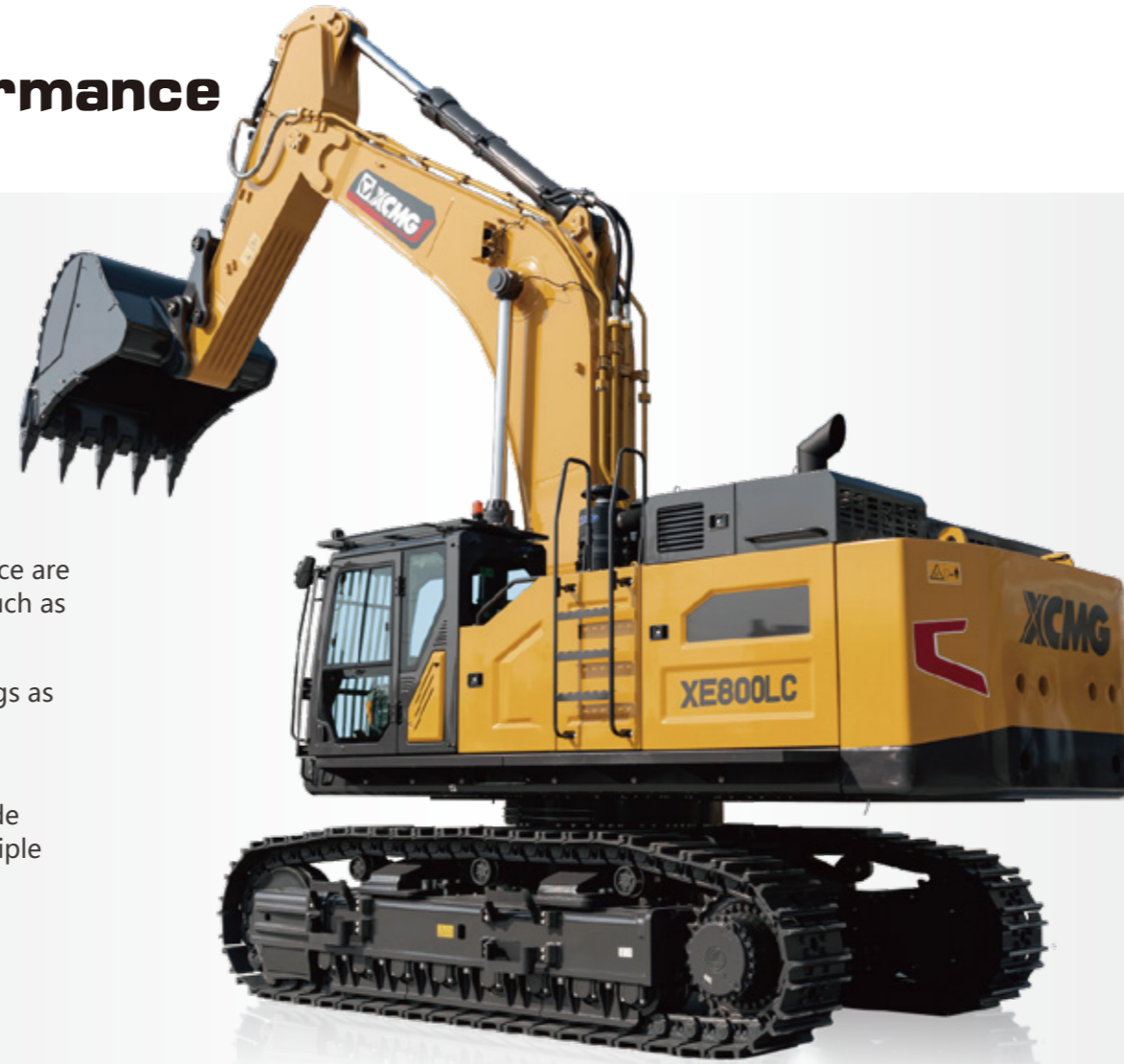
5.2 m³ rock bucket and 5.6 m³ reinforced large capacity buckets.

The 90-ton reinforced and extended undercarriage can meet the adaptability of breaking hammers, rippers, long reach arms, heavy hammers, and other specialized models such as XE890KS and XE750DLL.

Reliability

Precise design for performance

- Reduced risks for structural failures.
- The structural design and hinge point design of the working device are suitable for high-strength and high fatigue working conditions such as rock mining and stripping.
- The design concept of high-strength steel and large-sized forgings as hinge bearing structures is more in line with the requirements of smooth transition of force on the boom and stick.
- Three cycles of vibration runway verification; extreme high-altitude and cold environments tests; accurate life prediction model; multiple assessment and verification methods ensure reliability.



More reliable during operations

Boom: Main load-bearing panel is thickened, box body is increased by 17.4 %, and the working life is increased by more than 40 %.

Stick: Box is thickened, width of the inner box is increased by 6.7 %, span of end joint is increased by 9.6 %, and the working life is increased by more than 30 %.

Reinforcing rods

Reinforcing rods added at the end of stick for better reliability.

Upgraded structural parts of work equipment

The thickness of the main blade plate is increased and concave bucket teeth have higher cost-effectiveness to reduce the cost. The bucket width, excavation radius, and depth are matched to reduce excavation resistance while ensuring full bucket rate. By adopting the weld toe remelting technology, the fatigue life of the bucket connection structure and tooth seat weld seam can be improved by more than 30 %.



More reliable undercarriage

Heavy duty 260 pitch stable undercarriage with high reliability; The bolt of the track plate is increased, resulting in a 25 % increase in strength, making it the strongest in the same tonnage (90 t class).

X frame has thick plate and large box structure with high strength and good durability; Weld seam of seat ring is increased by 35 %, and strength of key weld seams are improved. And welding seam stress is reduced by 80 % due to retreat heat treatment.

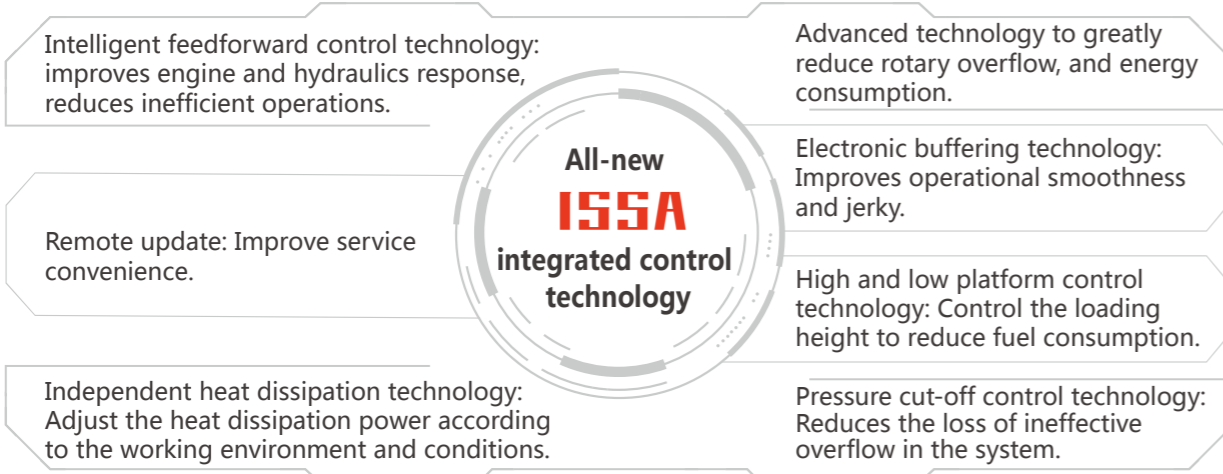


Improved Fuel Efficiency

Safety

ISSA All-new ISSA integrated control technology

Reduces cost of ownership



High flow dual filtration system

Filtering accuracy up to 99.5 %

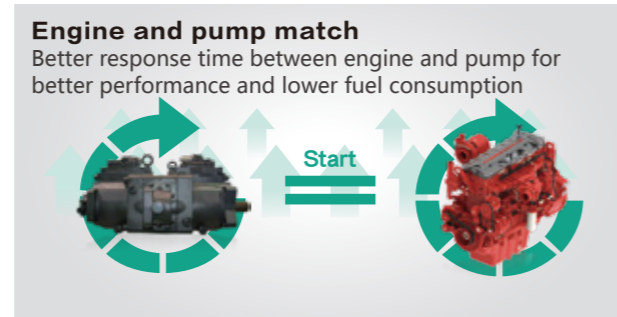
Reduce impurities entering the engine, and the intake resistance by 25 %, with a capacity of up to 33500 g of ash, and extending the maintenance cycle of oil pre filter and air filter by more than twice.



The engine and pump are perfectly matched

High efficiency and low fuel consumption

XCMG customizes displacement engine with low speed and high torque, achieving precise matching with the hydraulics, optimizing fuel economy under various conditions, and reducing fuel consumption by more than 5 % under the same working conditions.



New irregular shape cab for better safety

High strength irregular steel integrated stamping forming, with good impact resistance, bending resistance, and torsion resistance; The safety protection structure for falling objects requires the standard installation of hydraulic locks for bulldozers to ensure the safety of machines and personnel, and a full protective net is optional.




Integrated narrow frame structure with small front side obstruction, wide visual range, small blind spots is safer.



Emergency stop switch can cut off power to protect individual and machine when in danger.



The optional rear full HD wide-angle camera displays the surroundings, ensuring construction safety in narrow areas, densely populated areas, and night jobsites.



All LED lights have good brightness, long lifespan, wide-angle, with optional alarm lights and buzzers, integrated with sound and light improve safety at night.



Comfort

Newly upgraded cab is comfortable and reliable


Enlarged cab with 5% more space has all buttons within reach.



Panel: Multi functional CAN bus panel, dust-proof and waterproof; Integrating speed, wipers, lights, and cameras. It's easy and fast with one click.

Screen: High resolution touch screen with delicate display and smooth operation.

Luxury large seat: enlarged by 8 %, and has a backrest tilt angle of 10 ° for better comfort; dual stage shock absorption design reduces vibration by 50 %.



Sealing structure: New sealant strip prevents dust from entering.

Adjustable armrests: Suit different operators and reduce fatigue in long operations.

Fixed front window (opt): Ensures good sealing in dusty areas.

AC: Powerful fully auto AC with a 25 % increase in air volume and a 20 % improvement in cooling efficiency; Stereoscopic surround air supply provides a more comfortable body feel.

Joysticks: Reduce operating torque by 30 % and greatly reduce fatigue during long work.

Cab door:


Upgraded with hardness increased by 60 %, solving deformation and cracking issues.

Pressurized cab:

Fully sealed pressurized cab, eliminating dust, reducing noise by 1.5 dB, and providing a quieter environment.


Configurations:

Cup holder, storage box, backup power supply, USB port, AUX port, etc.



Maintenance

Convenient maintenance due to excellent serviceability



All maintenance parts within reach


Air filter, battery, fuel filter, oil filter, and pilot filter are centrally arranged on the left side, with a suitable position and large operating space; Large engine hood with an opening angle of 75 ° is spacious; AC condenser adopts a hinged and rotary structure, making refrigerant filling and filter cleaning more convenient; Battery and electrical box are in one box for maintenance.




Tool box



Gas spring



Centralized lubrication of rotary mechanism



Cooling fan with reverse dust removal function



Large opening angle engine hood



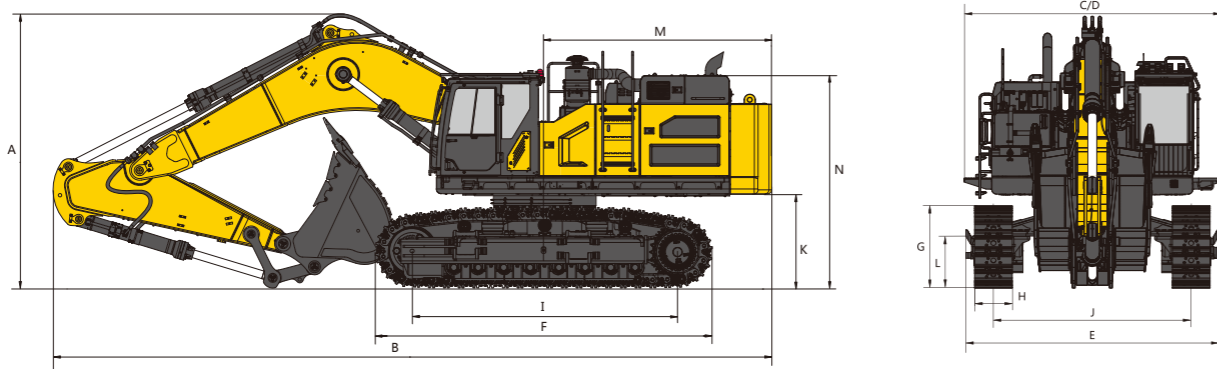
Group located



Convenient maintenance saves labor hours

Machine dimensions

Technical specifications



Item contents	Unit	Parameters
Length of boom	mm	7000
Length of arm	mm	2850

A Overall height

Cab height	mm	3710
OPG height	mm	3790
Handrail height	mm	4094
With boom/arm/bucket installed	mm	4505
With boom/arm installed	mm	4455
With boom installed	mm	3580
With boom/arm/bucket installed (with piping)	mm	4708
With boom/arm installed (with piping)	mm	4660
With boom installed (with piping)	mm	3830
Height of warning light	mm	3865

B Overall length

With boom/arm/bucket installed	mm	12650
With boom/arm installed	mm	12670
With boom installed	mm	10820
With boom/arm/bucket installed (with piping)	mm	12650
With boom/arm installed (with piping)	mm	12670
With boom installed (with piping)	mm	10820

Item contents	Unit	Parameters
C Overall width	mm	4420
D Upper structure width	mm	4420
E Chassis width (extended/retracted)	mm	4060/3490
F Track length	mm	5945
G Track height	mm	1420
H Standard track shoe width	mm	650
I Track wheelbase	mm	4700
J Track gauge (extended/retracted)	mm	3410/2840
K Counterweight ground clearance	mm	1650
L Minimum ground clearance	mm	900
M Tail Swing Radius	mm	4120
N Hood height	mm	3745

Item contents	Unit	Parameters
Operating weight	kg	76500 with operator (75 kg) with 90 % fuel

Engine

Engine brand/model	-	Cummins/QSM15 77C
Rated power/rpm	kW/rpm	563/2000
Direct injection	-	✓
Electric injection	-	✓
4-stroke	-	✓
Water-cooled	-	✓
Turbocharged	-	✓
Air-to-Air intercooling	-	✓
Stroke	mm	169
Cylinder bore	mm	135
Number of cylinders	-	6
Maximum torque/rpm	N · m/rpm	2900/1200
Displacement	L	14.5

Main performance

Travel speed (high/low)	km/h	4.5/2.8
Swing speed	r/min	7.3
Maximum swing torque	kN·m	269
Gradeability	-	35° (70 %)
Ground specific pressure	kPa	112
Bucket digging force (ISO)	kN	405
Arm digging force (ISO)	kN	365
Maximum traction force	kN	547

Track

Standard track shoe width	mm	650
Number of track shoes (per side)	-	48
Number of track roller (per side)	-	8
Number of track carrier roller (per side)	-	3

Hydraulic system

Main pump	-	2 × Piston pump
Pilot pump	-	✓
Heat dissipation pump	-	✓
PTO pump	-	67.5
Maximum flow rate of main system	L/min	2 × 448
Main system pressure	MPa	34.3
Main system pressure (power-max pressure)	MPa	37
Pilot system pressure	MPa	3.9
Heat dissipation pump pressure	MPa	23/22
PTO pump pressure	MPa	24
Travel system pressure	MPa	34.3
Swing system pressure	MPa	32

Oil capacity

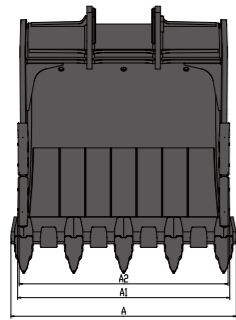
Fuel tank capacity	L	910
Hydraulic oil tank capacity	L	450

Cab standard

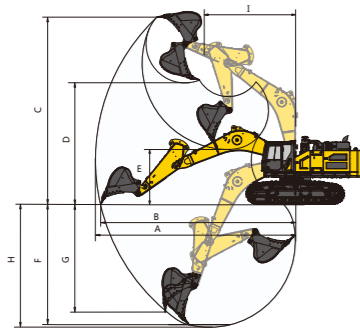
ISO 10262: 1998 (OPG)	-	✓
-------------------------	---	---

Working range and lifting capacity

Standard and optional equipment



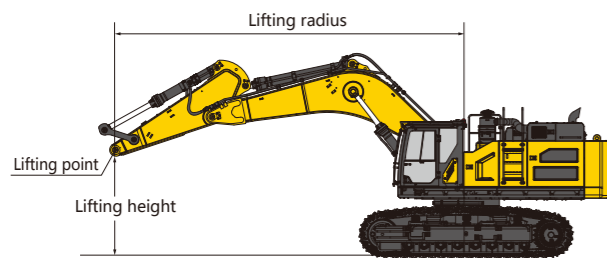
Item contents	Unit	Rock bucket	Reinforced bucket
Transportation dimensions (L×W×H)	mm	2552×2238×2171	2579×2310×2224
Bucket teeth radius	mm	2339	2388
Bucket width (main blade) A	mm	2238	2310
Bucket width (side teeth) A1	mm	2083	2143
Bucket width (side blade) A2	mm	2040	2100
Bucket capacity	m ³	5.2	5.6
Weight	kg	4643	4903



Item contents	Unit	Parameters
Length of boom	mm	7000
Length of arm	mm	2850
A Maximum reach	mm	12050
B Maximum reach at GRP	mm	11890
C Maximum digging height	mm	11280
D Maximum unloading height	mm	7320
E Minimum unloading height	mm	3320
F 8 ft. level floor digging depth	mm	7230
G Maximum vertical digging depth	mm	3850
H Maximum digging depth	mm	7400
I Minimum swing radius	mm	5530

Never attempt to lift or hold any load in excess of the rated lifting capacity at the specified lifting radius and height. The lifting point is located on the lifting eye of the arm (Bucket weight is not included), any additional attachment such as bucket should be deducted from the lifting weight.

When determining the net lifting weight allowed for the machine, the weight of the slings and any auxiliary lifting devices must be deducted from the rated lifting capacity. Lifting capacity is based on the machine standing on firm and level ground. The operator should consider working conditions such as soft or uneven ground. Before operating the machine, the operator should familiarize himself with the safety procedures in the relevant manual.



: Over front
 : Over side

Lifting point height (m)	Rated lifting capacity (kg)						Rated lifting capacity (kg)							
	Lifting point radius (m)					Lifting capacity	Lifting point radius (m)					Lifting capacity	Lifting radius	
	3.0	4.5	6.0	7.5	9.0		3.0	4.5	6.0	7.5	9.0			
7.5				*19646		*18839					*19646		*18839	8.4
6.0			*23648	*20591	*19001	*18658			*23648	*20591	17405	17090	15615	9.1
4.5			*26762	*22101	*19493	*18906			*26762	*22101	17056	15615	14895	9.5
3.0			*29628	*23627	*20164	*19002			29226	21440	16600	14895	14777	9.6
1.5			*31231	*24660	*20575	*19173			28073	20720	16205	14777	15277	9.3
Grounding		*35817	*31255	*24812	*20292	*19343		*35817	27526	20291	15982	15277	16607	8.8
-1.5	*30949	*37626	*29733	*23724		*19384	*30949	*37626	27448	20192		16607	18999	7.8
-3.0	*39299	*32810	*26354	*20531		*18999	*39299	*32810	*26354	20505		*18999	17297	6.5
-4.5		*24886	*19508			*17297		*24886	*19508			*17297		

Lifting capacities marked with an asterisk (*) are limited by hydraulic capacity, see note 2.

Note 1 The lifting capacities in the table refer to the case where no external thrust intervention is included.

Note 2 The lifting capacities in the table should not exceed 75 % of the minimum tipping load or 87 % of the hydraulic capacity.

Note 3 The least stable position is on the side of the excavator.

Note 4 The lifting capacity table applies only to machines originally built and normally assembled by the manufacturer.

Note 5 The machine is rated for an operating weight of 71857 kg, which include 0.65 m steel tracks, a 7 m boom, a 2.85 m arm, a 11560 kg counterweight, all working fluids, and a 75 kg operator, exclusive of the bucket.

Note 6 Lifting capacity shall be in accordance with ISO 10567:2007.

Note 7 For all configurations of track specifications, the lifting capacity is kept within ± 5 %.

WORK EQUIPMENT

7.0 m boom	●
2.85 m arm	●
2.57 m arm	○

CABIN

Cab	●
Luxury seat (air suspension seat)	●
Cab full-guard(Mesh type)	○
Cab full-guard(Bar type)	●
AM/FM bluetooth radio	●

HYDRAULICS

AUX 1 pipeline(One way)	○
Left hydraulic joystick	●
Right hydraulic joystick	●

ATTACHMENTS

Breaker 1: Triangular Breaker	○
Reinforced bucket: optional reinforced bucket capacity: 5.6 m ³ ; Bucket width: 2310 mm; Bucket weight: 4903 kg	○
Rock bucket: Standard rock bucket capacity: 5.2 m ³ ; Bucket width: 2238 mm; Bucket weight: 4643 kg	●

UNDERCARRIAGE

Undercarriage 1: Track length: 5945 mm ; Track length on ground: 4700 mm	●
Track 1: 650 mm Double grouser track	○

ELECTRIC

Work flashing light	●
Travel alarm	●
Rear camera	●
Languages: Chinese, English, Russian, Portuguese Spanish, French, Italian, German	●

OTHER EQUIPMENT

11.5 T counterweight	●
Fuel filling pump	○
Safety rails	○
GPS	○
Manual centralized lubrication system	●
Electric centralized lubrication system	○

● Standard ○ Optional

XCMG

SOLID TO SUCCEED