

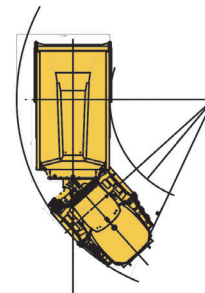
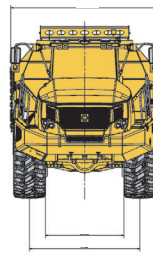
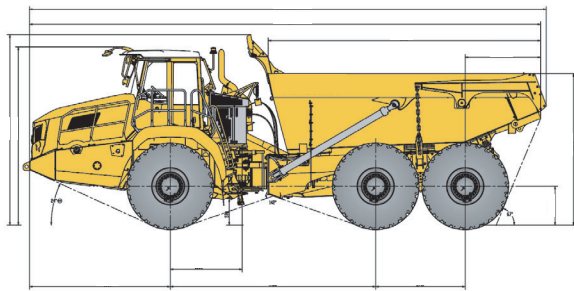
The XCMG logo is positioned in the top left corner of the page. It consists of the letters 'XCMG' in a bold, white, sans-serif font, with a stylized 'X' that has a horizontal bar through it. The background of the entire page is a photograph of a yellow XDA30U articulated dump truck in a quarry or mining environment. The truck is shown from a front-three-quarter view, parked on a dirt road. The background features a large, layered rock formation under a blue sky with scattered white clouds. The truck has 'XCMG' and 'XDA30U' branding on its side, and a 'Solid to succeed' slogan on the front fender. The truck is equipped with large, heavy-duty tires and a robust front bumper with a red and white reflective strip. The overall scene is brightly lit, suggesting a clear day.

XDA30U

Articulated dump truck

- Rated Load (kg): 28000
- Engine Rated Power (kw/r/min): 298/2100
- Body SAE Heaped 2.1: 17.5m³

- Multi-scenario efficient operation: Suitable for complex working conditions in mines, water conservancy, ports, and construction, it can operate at full load continuously in an ambient temperature range of -25°C to 40°C. The entire machine complies with the US Tier 4 and European Stage V non-road emission standards.
- Powerful and energy-efficient: Equipped with a high-power engine, it has excellent climbing ability. Through intelligent coordination control of the engine and transmission, fuel economy and power output efficiency are significantly improved.
- Intelligent driving assistance system: Integrated with automatic traction control, automatic parking, hill start assist, and hill descent control, it comprehensively enhances operational safety and driving comfort.



Technical Specifications

Item contents	Unit	Parameters
Dimensions		
Overall length	mm	10420
Overall width	mm	3195
Overall height	mm	3720
Wheel base	mm	4235+1700
Wheel center distance	Front wheel	mm 2300
	Rear wheel	mm 2300

Weight		
Whole truck weight	kg	55500
Rated load capacity	kg	28000
Unloaded weight	kg	27500

Mass distribution			
No load	Front axle	kg	15050
	Rear axle	kg	12450
Full load	Front axle	kg	18100
	Rear axle	kg	37400

Power			
Engine model	Configuration I	/	Cummins X12 (Euro V)
	Configuration II	/	/
Engine rated power	Configuration I	kW/r/min	298/2100
	Configuration II	kW/r/min	/
Max. engine torque	Configuration I	Nm/r/min	2034/1400
	Configuration II	Nm/r/min	/
Driving mode	/	/	6×6
Tire	/	/	23.5R25 or 750/65 R25

Travel		
Max. travel speed	km/h	52
Min. channel circle radius	m	8245
Max. steering angle	°	±45
Min. ground clearance	mm	430

Item contents	Unit	Parameters
Operating parameters		
Loading height	mm	2975
Lifting time	s	12

Maintenance capacity		
Fuel tank	L	395
Hydraulic oil tank	L	200
Brake cooling system	L	120
Coolant	L	100
Engine oil	L	40
DEF/AdBlue	L	35
Transmission	L	45
Drive axle	L	120
Transfer box	L	15

Cargo compartment capacity		
Flat mounting	m ³	14
2:1 stacking	m ³	17.5

Optional equipment		
Automatic fire suppression	/	<input type="radio"/>
Automatic lubrication system	/	<input type="radio"/>
Cab pressurization system	/	<input type="radio"/>
Rear baffle assembly for cargo compartment	/	<input type="radio"/>
Fuel tank rapid refueling system	/	<input type="radio"/>
Centralized oil filling and sampling system	/	<input type="radio"/>
Automatic weighing system	/	<input type="radio"/>

