

Preliminary

EN

MHL 390



300 kW



250 kW



76.2–87.0 t



max. 24.5 m



FUCHS[®]

A TEREX BRAND

TECHNICAL DATA

Operating Weight without Attachments

MHL390 F	76,2–87,0 t
----------	-------------

Diesel Engine

	EU Stage V	U.S. Tier 4	EU Stage IIIA / US Tier 3*
Manufacturer and model	Deutz TCD 12.0 V6	Deutz TCD 12.0 V6	TCD2015 V06
Design	6-cylinder-V-engine	6-cylinder-V-engine	6-cylinder-V-engine
Functionality	4-stroke diesel, common rail direct injection, turbocharged with intercooler, controlled exhaust gas recirculation, diesel particulate filter with continuous regeneration and SCR catalytic converter	4-stroke diesel, common rail direct injection, turbocharged with intercooler, SCR catalytic converter	4-stroke diesel, pump-line-nozzle direct injection, turbocharged with intercooler
Engine power	300 kW		273 kW
Rated speed	1800 rpm		1800 rpm
Displacement	12.0 l		12.0 l
Cooling system	Water and charge air cooling with temperature controlled fan speed		Water and charge air cooling with temperature controlled fan speed
Exhaust emission standard	EU Stage V / US EPA Tier 4		EU Stage IIIA / US Tier 3*
Kraftstofftank	822 l Diesel		822 l Diesel
Urea Tank	85 l AdBlue		<input type="checkbox"/>

Electric Motor

Power	250 kW
Total connected load	304 kW
Motor start	Via soft start
Optional cable reel	Up to 50 metres (other lengths on request)

Electrical System

Alternator	28 V / 100 A
Operating voltage	24 V
Battery	2 × 12 V / 110 Ah / 750 A
Lighting system	2 × LED floodlights at the front of the machine, rear parking lights and indicator lights
Optional equipment	30 kW DC generator with insulation monitoring

Travel Drive

Hydrostatic drive through infinitely variable axial piston motor and directly mounted travel brake valves, all-wheel drive

Travel speed	max. 8 km/h
Gradeability	max. 11 %
Turning radius	12.85 m

Swing Drive

Slewing ring	Internally geared double row slewing ring bearing, greasing via automatic lubrication system
Drive	2-stage planetary gear with integrated multi-disc brake
Uppercarriage swing speed	0–5.5 rpm infinitely variable
Slewing lock	Electronically activated

* for low-regulated markets

TECHNICAL DATA

Undercarriage

Front axle	Planetary drive axle with integrated drum brake, rigidly mounted
Rear axle	Planetary drive axle with integrated drum brake, oscillating axle with selectable oscillating lock
Outriggers	4-point stabilizers
Tyres	Solid rubber 8-ply 14.00-24

Brakes

Service brake	Hydraulically operated braking system, acting on all four wheel pairs
Parking brake	Electrically operated disc brake, acting on both axles

Hydraulic System

Max. pump capacity	720 lpm and 200 lpm (for swing drive)
Max. operating pressure	320 / 360 bar
Hydraulic oil tank	660 l
Filtration	Flow-optimized return filters, integrated in the oil tank. Filter fineness defined at a beta value $\beta(10) = 200$ guarantees 99.5% separation of dirt particles with 10 μm . Very good separation values are already achieved with particle sizes of 3 μm . Generously dimensioned for long operating times.
Cooling system	Separated high-performance cooler with temperature-dependent fan drive

Operator's Cab

Cab	<p>Infinitely variable hydraulic height-adjustable cabin with sliding door. Reinforced steel structure, soundproofed, heat-insulated panoramic windows for best all-round visibility, front window with roller blind, glass panel in the cabin roof with sliding blind. Heating and air conditioning, separate heat exchangers, fresh and recirculated air filters. Multifunction touch display, bottle holder, paper clip and multiple storage and mounting options. Digital radio (DAB+, USB, Bluetooth and hands-free), USB charging station 5V.</p> <p>Vertically adjustable cabin: viewing height of 6.14 m</p> <p>Vertically and horizontally adjustable cabin (option): 2.2 m forward, with max. viewing height of 6.44 m</p> <p>Hydraulically adjustable cabin "Port": viewing height of 8.8 m</p>		
Air conditioning	Automatic air-conditioning. Infinitely variable heating with 8-speed fan, 10 adjustable air nozzles, 3 defroster nozzles.		
Operator's seat	Air-cushioned comfort seat with swinging armrests / joysticks, safety belt, lumbar support and headrest. Enables fatigue-free work due to universal adjustment options for the seat position, seat inclination and the arrangement of the seat cushion in relation to the armrests and joysticks.		
Monitoring	Ergonomically arranged, glare-free Multifunction display. Automatic monitoring and storage of deviating operating states (e.g. all hydraulic oil filters, hydraulic oil temperature – coolant and charge air temperature – diesel particulate filter loading, steering), visual and audible warning. Diagnostic option for the individual sensors via the multifunction display. Rear view and side view camera on the right with separate monitor		
Schallpegel	EU Stage V Sound power level (ambience) L_{WA} 104.4 dB(A) (metered) acc. to directive 2000/14/EC L_{WA} 106 dB(A) (guaranteed) acc. to directive 2000/14/EC Sound pressure level (inside the cabin) acc. to directive ISO 6396 ISO 6396 L_{pA} 73 dB(A)	U.S. Tier 4 Sound power level (ambience) L_{WA} 104.4 dB(A) (metered) acc. to directive 2000/14/EC L_{WA} 106 dB(A) (guaranteed) acc. to directive 2000/14/EC Sound pressure level (inside the cabin) acc. to directive ISO 6396 ISO 6396 L_{pA} 73 dB(A)	EU Stage IIIA / US Tier 3* Sound power level (ambience) L_{WA} 106 dB(A) (metered) acc. to directive 2000/14/EC L_{WA} 106 dB(A) (guaranteed) acc. to directive 2000/14/EC Sound pressure level (inside the cabin) acc. to directive ISO 6396 ISO 6396 L_{pA} 73 dB(A)
Vibrations	Weighted r.m.s. value of acceleration of upper limbs: under 2.5 m/s ² (98 in/s ²) Weighted effective value of acceleration for the seat and feet: under 0.5 m/s ² (20 in/s ²)		
Certified in accordance with CE regulations			

EQUIPMENT

Diesel Engine	Standard	Option
Water and charge air cooler	•	
Temperature-dependent fan drive	•	
Reversible fan		•
Direct electronic fuel injection / common rail	•	
DEF injection, passive regeneration	•	
Advanced automatic idle incl. engine shut-off function	•	
ECO and Power Mode	•	
Engine diagnostics interface	•	
Undercarriage		
All-wheel drive	•	
Disk brakes	•	
Rear axle oscillating lock	•	
4-point stabilizers	•	
Stabilizer cylinder with integrated, double-sided shut-off valves	•	
Piston rod protection for support cylinder	•	
Tool box	•	
Special paint		•
Solid rubber 8-ply 14.00-24	•	
Uppercarriage		
Separated high-performance cooling system	•	
Hydraulic oil cooler with temperature-dependent fan drive	•	
Reversible fan		•
Automatic central lubrication system	•	
Rear view camera	•	
Side view camera	•	
Travel alarm		•
Electric refuelling pump		•
Light protection		•
Special paint		•
Operator's Cab		
Vertically adjustable cabin	•	
Vertically and horizontally adjustable cabin		•
Hydraulically adjustable cabin "Port" with rigid cab riser (viewing height 8.8 m), including 360° camera system, solid rubber tyres 16.00-25 Magnum		•
Single-pane safety glass (ESG)	•	
Cabin tinted windows (side, rear)	•	
Sliding window in cab door	•	

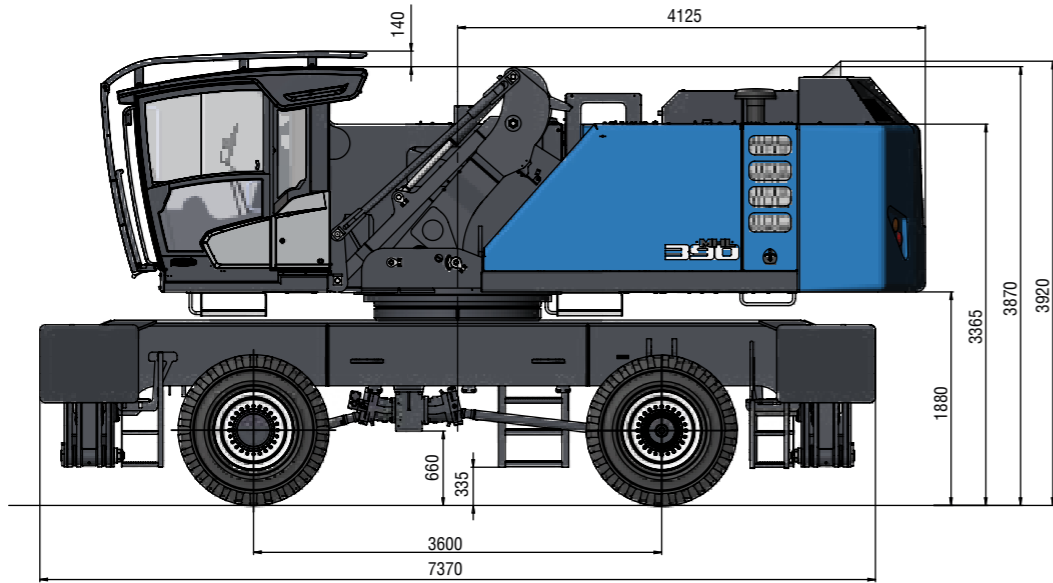
EQUIPMENT

Operator's Cab	Standard	Option
Cabin with penetration resistant glass front and top (classification P5A)		•
Cabin with bullet-proof glass (classification P8B)		•
Windshield washer system	•	
Washing device for roof window		•
Roof window clear glass	•	
Air-cushioned operator seat with headrest, seatbelt and lumbar support	•	
Seat heating		•
Joystick steering	•	
Steering column, height and tilt adjustable		•
Air Conditioner	•	
Auxiliary heating incl. timer		•
Multi-function display	•	
Document clip	•	
FOPS Guard		•
Cabin front and top guard		•
12 V transformer		•
Digital radio (DAB+, USB, Bluetooth and hands-free system)	•	
12 V socket / cigarette lighter		•
Fire extinguisher, dry powder with holder		•
Travel alarm flashing alarm light with acoustic warning signal		•
Other Equipment		
30 kW DC generator		•
Close proximity range limiter for dipper stick	•	
Coolant and hydraulic oil level monitoring system	•	
Overload and working area control		•
Filtration system for attachments		•
Rupture valves for lifting cylinders	•	
Rupture valves for stick cylinders	•	
Overload warning device		•
Quick coupling on dipper stick	•	
Active cyclone prefilter		•
Hydraulic oil preheating		•
Lubrication of the grab suspension by central lubrication system	•	
LED head lights at the front of the machine	•	
LED light packages		•
Float switch		•
Fuchs Connect telematics system, incl. 5 years contract	•	

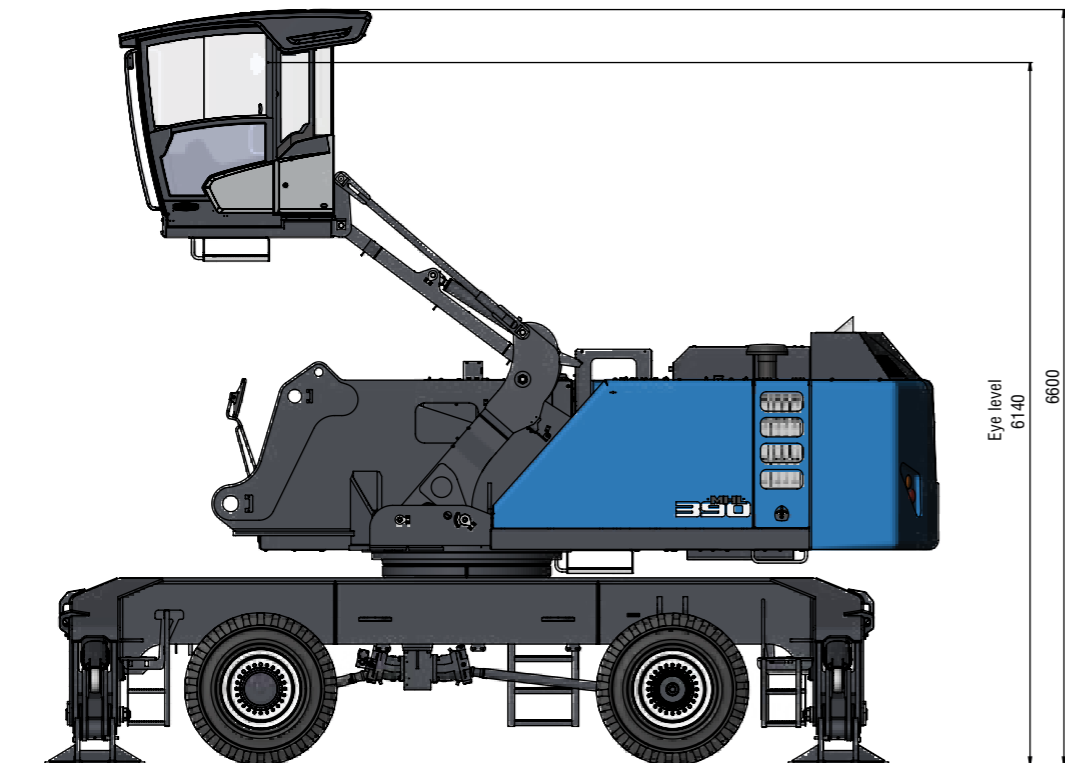
DIMENSIONS

Vertically adjustable cabin

Side view
all dimensions in mm



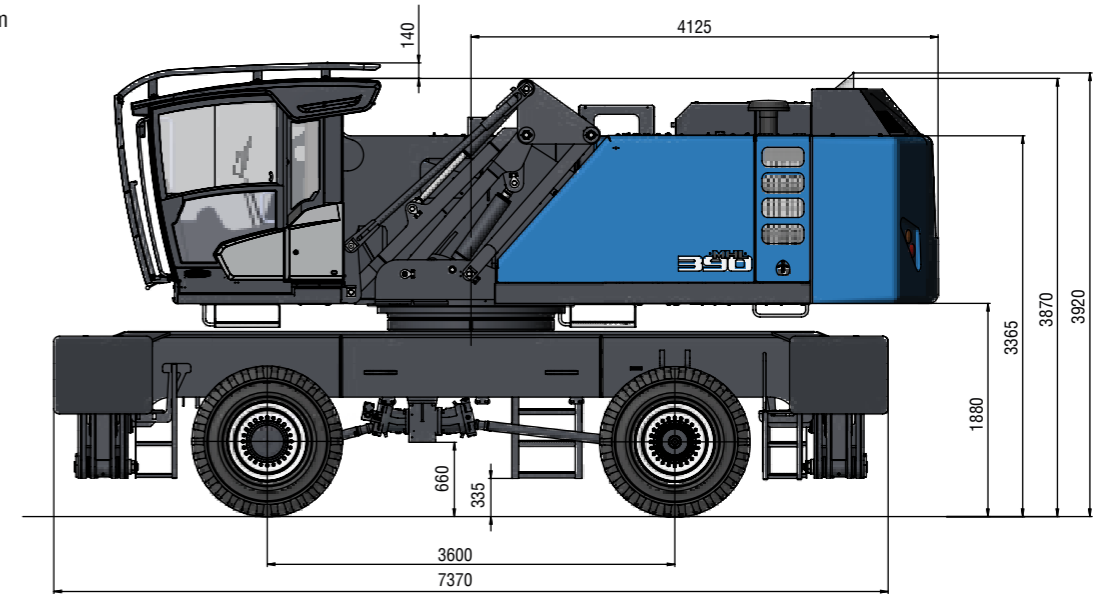
Side view
all dimensions in mm



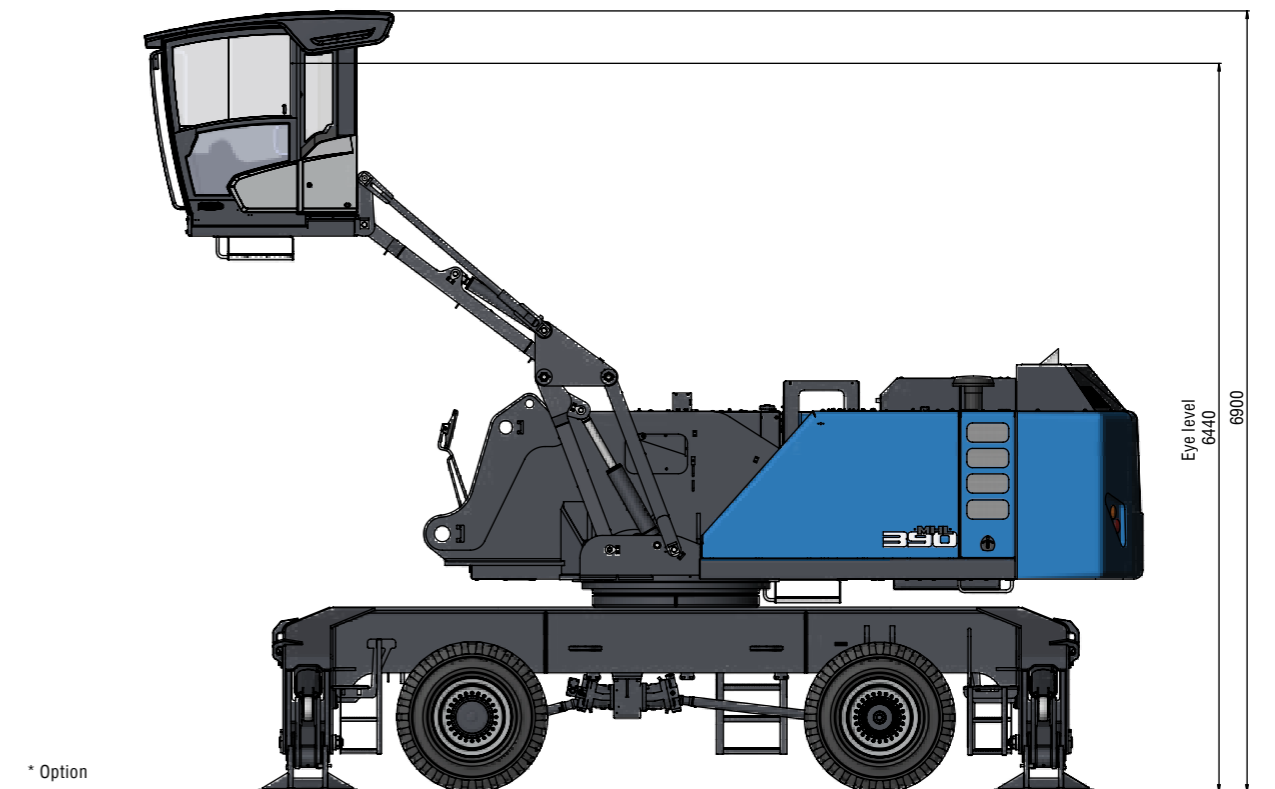
DIMENSIONS

Vertically and horizontally adjustable cabin*

Side view
all dimensions in mm



Side view
all dimensions in mm

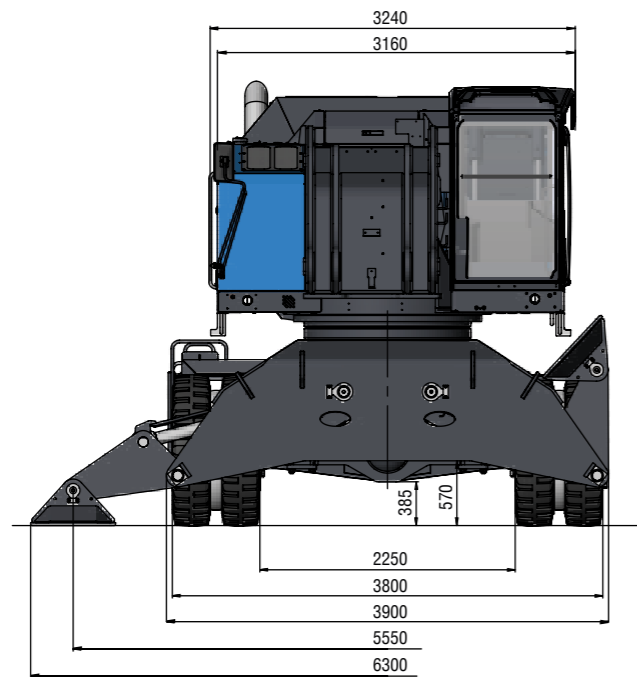


* Option

DIMENSIONS

Front view

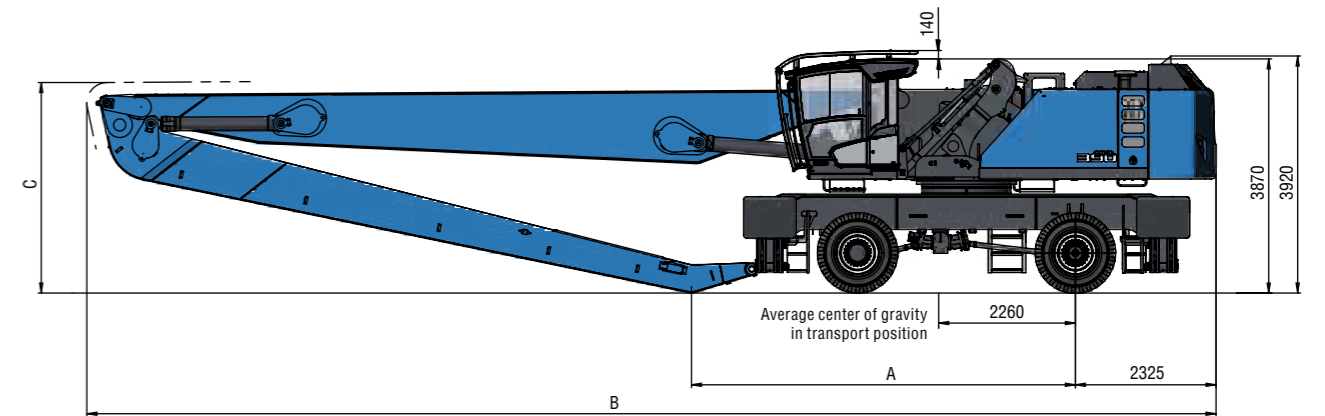
all dimensions in mm



TRANSPORT DIMENSIONS

Loading equipment with dipper stick

all dimensions in mm



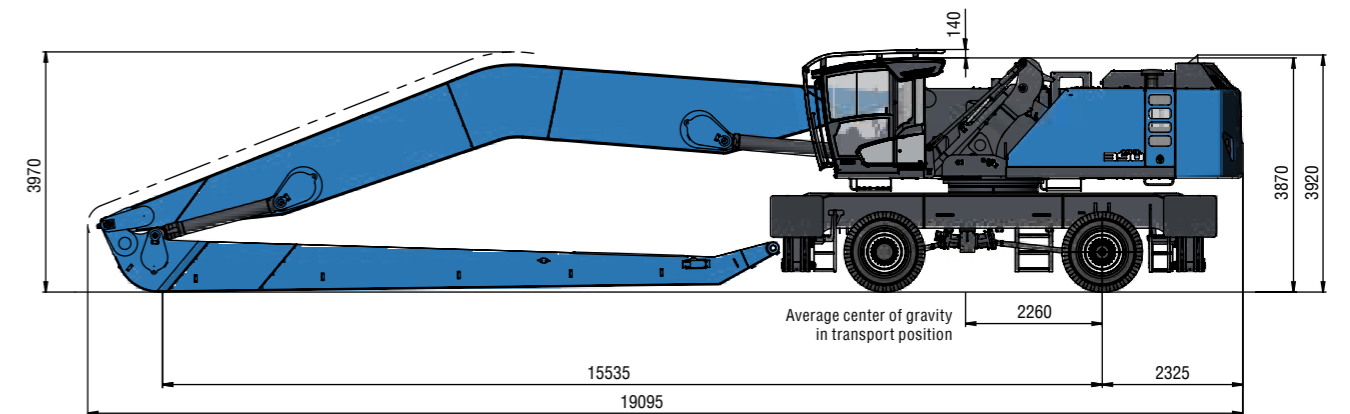
Reach	22 m	24 m
A	6165 mm	6350 mm
B	17315 mm	18665 mm
C	3560 mm	3480 mm

Loading equipment with banana boom

all dimensions in mm

Reach

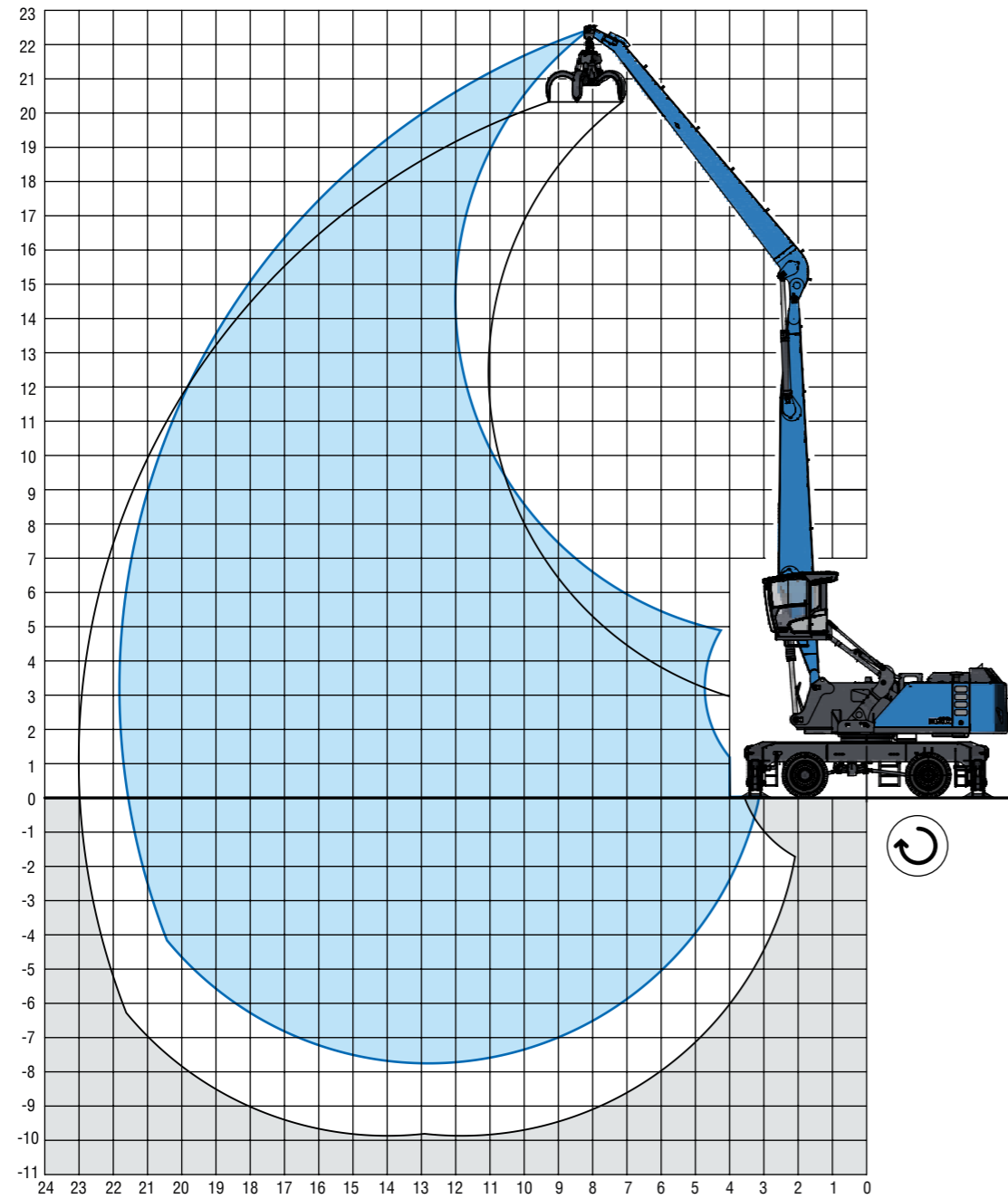
24.5 m



REACH

22 m with dipper stick

Boom: 11.35 m · Dipper stick: 9.9 m · Cactus grab: 0.8 m³



LIFTING CAPACITY

		6 m	7.5 m	9 m	10.5 m	12 m	13.5 m	15 m	16.5 m	18 m	19.5 m	21 m
21 m	☞				7.9° (7.9°)							
19.5 m	☞					8.2° (8.2°)	6.1° (6.1°)					
18 m	☞					9.5° (9.5°)	8.2° (8.2°)	6.2° (6.2°)				
16.5 m	☞					9.6° (9.6°)	8.9° (8.9°)	7.9° (7.9°)	5.8° (5.8°)			
15 m	☞						8.8° (8.8°)	8.2° (8.2°)	7.5° (7.5°)	4.9° (4.9°)		
13.5 m	☞					9.5° (9.5°)	8.8° (8.8°)	8.2° (8.2°)	7.7° (7.7°)	6.7° (6.7°)		
12 m	☞					9.6° (9.6°)	8.9° (8.9°)	8.2° (8.2°)	7.7° (7.7°)	7.2° (7.2°)	5.3° (5.3°)	
10.5 m	☞					9.8° (9.8°)	9.0° (9.0°)	8.3° (8.3°)	7.7° (7.7°)	7.2° (7.2°)	6.7° (6.7°)	
9 m	☞				11.3° (11.3°)	10.2° (10.2°)	9.2° (9.2°)	8.5° (8.5°)	7.8° (7.8°)	7.3° (7.3°)	6.7° (6.7°)	4.4° (4.4°)
7.5 m	☞			13.5° (13.5°)	11.9° (11.9°)	10.6° (10.6°)	9.5° (9.5°)	8.7° (8.7°)	8.0° (8.0°)	7.3° (7.3°)	6.8° (6.8°)	5.5° (5.5°)
6 m	☞		17.5° (17.5°)	14.6° (14.6°)	12.5° (12.5°)	11.0° (11.0°)	9.8° (9.8°)	8.9° (8.9°)	8.1° (8.1°)	7.4° (7.4°)	6.8° (6.8°)	6.2° (6.2°)
4.5 m	☞	25.6° (25.6°)	19.4° (19.4°)	15.7° (15.7°)	13.2° (13.2°)	11.5° (11.5°)	10.1° (10.1°)	9.1° (9.1°)	8.2° (8.2°)	7.4° (7.4°)	6.8° (6.8°)	6.1° (6.1°)
3 m	☞	23.0° (23.0°)	21.0° (21.0°)	16.7° (16.7°)	13.8° (13.8°)	11.9° (11.9°)	10.4° (10.4°)	9.2° (9.2°)	8.3° (8.3°)	7.5° (7.5°)	6.7° (6.7°)	6.0° (6.0°)
1.5 m	☞	9.7° (9.7°)	22.0° (22.0°)	17.3° (17.3°)	14.3° (14.3°)	12.1° (12.1°)	10.5° (10.5°)	9.3° (9.3°)	8.3° (8.3°)	7.4° (7.4°)	6.6° (6.6°)	5.8° (5.8°)
0 m	☞	7.9° (7.9°)	15.0° (15.0°)	17.5° (17.5°)	14.4° (14.4°)	12.2° (12.2°)	10.6° (10.6°)	9.3° (9.3°)	8.2° (8.2°)	7.3° (7.3°)	6.5° (6.5°)	5.6° (5.6°)
-1.5 m	☞	7.9° (7.9°)	12.7° (12.7°)	17.3° (17.3°)	14.3° (14.3°)	12.1° (12.1°)	10.5° (10.5°)	9.2° (9.2°)	8.1° (8.1°)	7.1° (7.1°)	6.2° (6.2°)	5.2° (5.2°)
-3 m	☞	8.4° (8.4°)	12.1° (12.1°)	16.6° (16.6°)	13.9° (13.9°)	11.8° (11.8°)	10.2° (10.2°)	8.9° (8.9°)	7.8° (7.8°)	6.7° (6.7°)	5.8° (5.8°)	
-4.5 m	☞	9.0° (9.0°)	12.3° (12.3°)	15.5° (15.5°)	13.1° (13.1°)	11.2° (11.2°)	9.6° (9.6°)	8.4° (8.4°)	7.2° (7.2°)	6.2° (6.2°)	5.1° (5.1°)	
-6 m	☞		12.7° (12.7°)	13.9° (13.9°)	11.9° (11.9°)	10.2° (10.2°)	8.8° (8.8°)	7.6° (7.6°)	6.5° (6.5°)	5.4° (5.4°)		
-7.5 m	☞					8.9° (8.9°)	7.7° (7.7°)					
max. reach 21.8 m												
3.3 m	☞											4.6° (4.6°)

Recommended attachments upon request

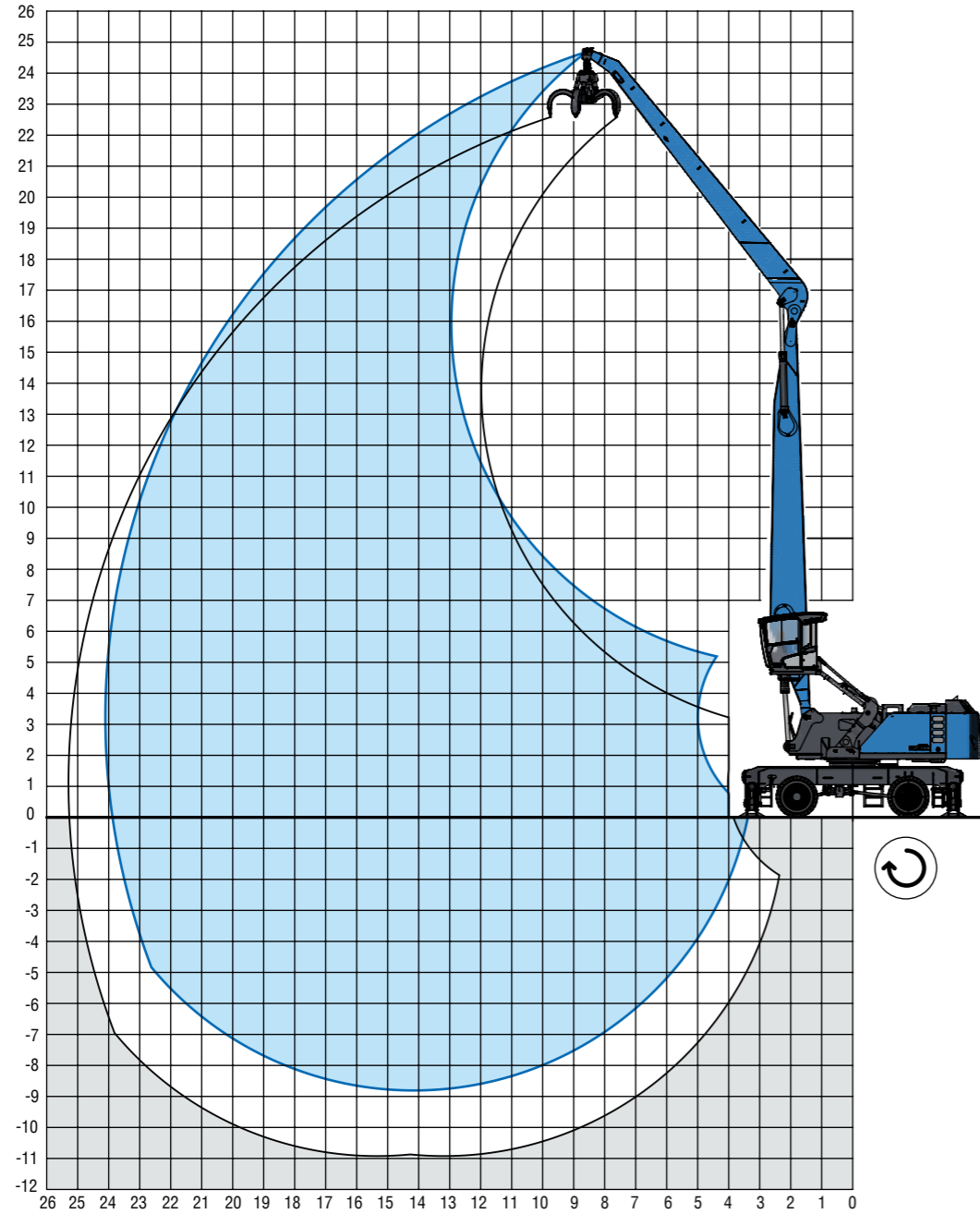
- Height
- Reach
- Center of rotation
- 4-point supported

The lift capacity values are stated in metric tons (t). In accordance with ISO 10567, the lift capacity values represents 75 % of the static tipping loads or 87% of the hydraulic lifting force (marked *). On solid and level ground the values apply to a swing range of 360°. The (...) values apply in the longitudinal direction of the undercarriage. The weights of the attached load hoisting equipment (grab, load hook, etc.) must be deducted from the lift capacity values. The working load of the lifting device must be observed. In accordance with the EN 474-5 for object handling application hose rupture valves on the boom and stick cylinders, an overload warning device and the lift capacity table in the cab are required. The machine has to be supported on a level ground for object handling application.

REACH

24 m with dipper stick

Boom: 12.7 m · Dipper stick: 11 m · Cactus grab: 0.8 m³



LIFTING CAPACITY

		6 m	7.5 m	9 m	10.5 m	12 m	13.5 m	15 m	16.5 m	18 m	19.5 m	21 m	22.5 m	24 m
22.5 m	☞					7.1° (7.1°)								
21 m	☞					8.3° (8.3°)	7.2° (7.2°)	5.7° (5.7°)						
19.5 m	☞						8.3° (8.3°)	7.2° (7.2°)	5.6° (5.6°)					
18 m	☞						9.0° (9.0°)	8.1° (8.1°)	7.0° (7.0°)	5.3° (5.3°)				
16.5 m	☞						9.0° (9.0°)	8.3° (8.3°)	7.7° (7.7°)	6.6° (6.6°)	4.7° (4.7°)			
15 m	☞						9.0° (9.0°)	8.3° (8.3°)	7.7° (7.7°)	7.1° (7.1°)	6.1° (6.1°)			
13.5 m	☞						9.1° (9.1°)	8.3° (8.3°)	7.7° (7.7°)	7.1° (7.1°)	6.6° (6.6°)	5.1° (5.1°)		
12 m	☞						9.2° (9.2°)	8.4° (8.4°)	7.7° (7.7°)	7.1° (7.1°)	6.6° (6.6°)	6.1° (6.1°)		
10.5 m	☞					10.4° (10.4°)	9.4° (9.4°)	8.5° (8.5°)	7.8° (7.8°)	7.2° (7.2°)	6.6° (6.6°)	6.1° (6.1°)	4.7° (4.7°)	
9 m	☞				12.1° (12.1°)	10.7° (10.7°)	9.6° (9.6°)	8.7° (8.7°)	7.9° (7.9°)	7.2° (7.2°)	6.7° (6.7°)	6.2° (6.2°)	5.6° (5.6°)	
7.5 m	☞			14.7° (14.7°)	12.6° (12.6°)	11.0° (11.0°)	9.8° (9.8°)	8.8° (8.8°)	8.0° (8.0°)	7.3° (7.3°)	6.7° (6.7°)	6.2° (6.2°)	5.6° (5.6°)	
6 m	☞		18.7° (18.7°)	15.6° (15.6°)	13.2° (13.2°)	11.4° (11.4°)	10.1° (10.1°)	9.0° (9.0°)	8.1° (8.1°)	7.4° (7.4°)	6.7° (6.7°)	6.1° (6.1°)	5.6° (5.6°)	
4.5 m	☞	27.6° (27.6°)	20.6° (20.6°)	16.5° (16.5°)	13.8° (13.8°)	11.8° (11.8°)	10.3° (10.3°)	9.2° (9.2°)	8.2° (8.2°)	7.4° (7.4°)	6.7° (6.7°)	6.1° (6.1°)	5.5° (5.5°)	4.2° (4.2°)
3 m	☞	12.6° (12.6°)	21.8° (21.8°)	17.2° (17.2°)	14.2° (14.2°)	12.1° (12.1°)	10.5° (10.5°)	9.3° (9.3°)	8.3° (8.3°)	7.4° (7.4°)	6.7° (6.7°)	6.1° (6.1°)	5.5° (5.5°)	4.4° (4.4°)
1.5 m	☞	6.5° (6.5°)	14.9° (14.9°)	17.6° (17.6°)	14.5° (14.5°)	12.3° (12.3°)	10.6° (10.6°)	9.3° (9.3°)	8.3° (8.3°)	7.4° (7.4°)	6.7° (6.7°)	6.0° (6.0°)	5.3° (5.3°)	4.3° (4.3°)
0 m	☞	5.6° (5.6°)	10.3° (10.3°)	17.6° (17.6°)	14.5° (14.5°)	12.3° (12.3°)	10.6° (10.6°)	9.3° (9.3°)	8.2° (8.2°)	7.3° (7.3°)	6.5° (6.5°)	5.8° (5.8°)	5.1° (5.1°)	
-1.5 m	☞	5.7° (5.7°)	9.0° (9.0°)	15.2° (15.2°)	14.3° (14.3°)	12.1° (12.1°)	10.5° (10.5°)	9.2° (9.2°)	8.1° (8.1°)	7.2° (7.2°)	6.4° (6.4°)	5.6° (5.6°)	4.8° (4.8°)	
-3 m	☞	6.2° (6.2°)	8.9° (8.9°)	13.5° (13.5°)	13.8° (13.8°)	11.8° (11.8°)	10.2° (10.2°)	8.9° (8.9°)	7.8° (7.8°)	6.9° (6.9°)	6.1° (6.1°)	5.3° (5.3°)	4.4° (4.4°)	
-4.5 m	☞	6.8° (6.8°)	9.1° (9.1°)	12.9° (12.9°)	13.0° (13.0°)	11.2° (11.2°)	9.7° (9.7°)	8.5° (8.5°)	7.4° (7.4°)	6.5° (6.5°)	5.7° (5.7°)	4.8° (4.8°)	3.8° (3.8°)	
-6 m	☞		9.5° (9.5°)	12.9° (12.9°)	11.9° (11.9°)	10.3° (10.3°)	9.0° (9.0°)	7.9° (7.9°)	6.9° (6.9°)	6.0° (6.0°)	5.1° (5.1°)	4.2° (4.2°)		
-7.5 m	☞				10.5° (10.5°)	9.2° (9.2°)	8.1° (8.1°)	7.0° (7.0°)	6.1° (6.1°)	5.2° (5.2°)				
														max. reach 24.1 m
3.3 m	☞													4.0° (4.0°)

Recommended attachments upon request

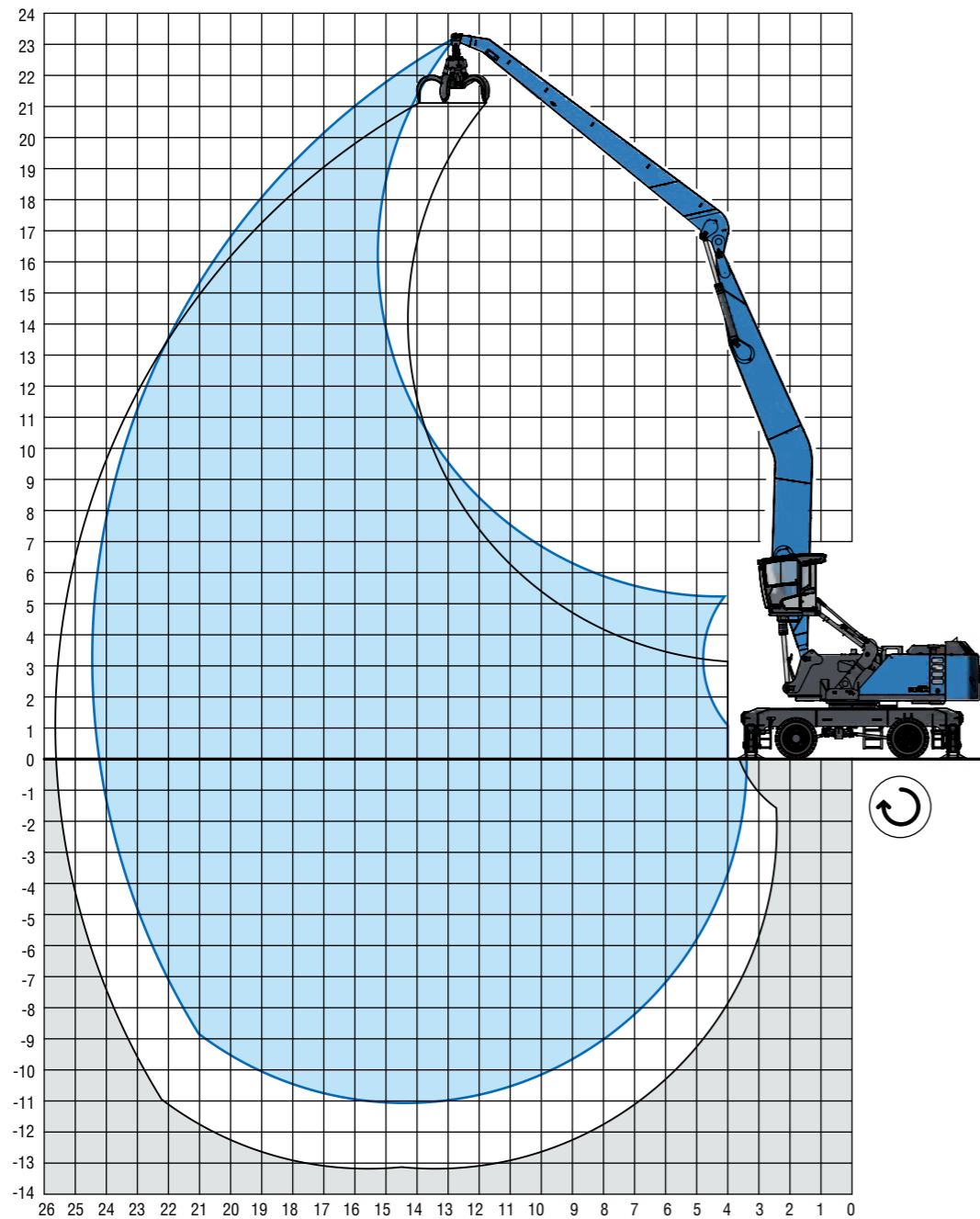
- Height
- Reach
- Center of rotation
- 4-point supported

The lift capacity values are stated in metric tons (t). In accordance with ISO 10567, the lift capacity values represents 75 % of the static tipping loads or 87% of the hydraulic lifting force (marked *). On solid and level ground the values apply to a swing range of 360°. The (...) values apply in the longitudinal direction of the undercarriage. The weights of the attached load hoisting equipment (grab, load hook, etc.) must be deducted from the lift capacity values. The working load of the lifting device must be observed. In accordance with the EN 474-5 for object handling application hose rupture valves on the boom and stick cylinders, an overload warning device and the lift capacity table in the cab are required. The machine has to be supported on a level ground for object handling application.

REACH

24.5 m with banana boom

Boom: 13.3 m · Dipper stick: 11 m · Cactus grab: 0.8 m³



[m]

LIFTING CAPACITY



		6 m	7.5 m	9 m	10.5 m	12 m	13.5 m	15 m	16.5 m	18 m	19.5 m	21 m	22.5 m	24 m
22.5 m	☞						5.4° (5.4°)							
21 m	☞							5.7° (5.7°)						
19.5 m	☞							7.0° (7.0°)	5.6° (5.6°)					
18 m	☞								6.5° (6.5°)	5.4° (5.4°)				
16.5 m	☞								6.4° (6.4°)	6.0° (6.0°)	4.9° (4.9°)			
15 m	☞								6.4° (6.4°)	6.0° (6.0°)	5.6° (5.6°)	4.1° (4.1°)		
13.5 m	☞								7.0° (7.0°)	6.4° (6.4°)	6.0° (6.0°)	5.6° (5.6°)	5.3° (5.3°)	
12 m	☞								7.1° (7.1°)	6.5° (6.5°)	6.0° (6.0°)	5.6° (5.6°)	5.3° (5.3°)	4.0° (4.0°)
10.5 m	☞								7.2° (7.2°)	6.6° (6.6°)	6.1° (6.1°)	5.7° (5.7°)	5.3° (5.3°)	4.9° (4.9°)
9 m	☞								8.1° (8.1°)	7.3° (7.3°)	6.7° (6.7°)	6.2° (6.2°)	5.7° (5.7°)	5.3° (5.3°)
7.5 m	☞					9.4° (9.4°)	8.4° (8.4°)	7.5° (7.5°)	6.8° (6.8°)	6.3° (6.3°)	5.8° (5.8°)	5.3° (5.3°)	4.9° (4.9°)	3.7° (3.7°)
6 m	☞			13.5° (13.5°)	11.3° (11.3°)	9.8° (9.8°)	8.6° (8.6°)	7.7° (7.7°)	7.0° (7.0°)	6.3° (6.3°)	5.8° (5.8°)	5.4° (5.4°)	4.9° (4.9°)	4.3° (4.3°)
4.5 m	☞	24.5° (24.5°)	18.1° (18.1°)	14.3° (14.3°)	11.9° (11.9°)	10.2° (10.2°)	8.9° (8.9°)	7.9° (7.9°)	7.1° (7.1°)	6.4° (6.4°)	5.9° (5.9°)	5.4° (5.4°)	5.0° (5.0°)	4.5° (4.5°)
3 m	☞	8.6° (8.6°)	19.2° (19.2°)	15.1° (15.1°)	12.4° (12.4°)	10.5° (10.5°)	9.1° (9.1°)	8.1° (8.1°)	7.2° (7.2°)	6.5° (6.5°)	5.9° (5.9°)	5.4° (5.4°)	4.9° (4.9°)	4.5° (4.5°)
1.5 m	☞	5.7° (5.7°)	11.6° (11.6°)	15.6° (15.6°)	12.7° (12.7°)	10.8° (10.8°)	9.3° (9.3°)	8.2° (8.2°)	7.3° (7.3°)	6.6° (6.6°)	5.9° (5.9°)	5.4° (5.4°)	4.9° (4.9°)	4.4° (4.4°)
0 m	☞	5.3° (5.3°)	9.0° (9.0°)	15.8° (15.8°)	12.9° (12.9°)	10.9° (10.9°)	9.4° (9.4°)	8.2° (8.2°)	7.3° (7.3°)	6.6° (6.6°)	5.9° (5.9°)	5.4° (5.4°)	4.8° (4.8°)	4.3° (4.3°)
-1.5 m	☞	5.5° (5.5°)	8.2° (8.2°)	12.9° (12.9°)	12.9° (12.9°)	10.9° (10.9°)	9.4° (9.4°)	8.3° (8.3°)	7.3° (7.3°)	6.5° (6.5°)	5.9° (5.9°)	5.3° (5.3°)	4.7° (4.7°)	
-3 m	☞	6.0° (6.0°)	8.2° (8.2°)	11.8° (11.8°)	12.7° (12.7°)	10.8° (10.8°)	9.3° (9.3°)	8.2° (8.2°)	7.2° (7.2°)	6.4° (6.4°)	5.8° (5.8°)	5.1° (5.1°)	4.5° (4.5°)	
-4.5 m	☞	6.6° (6.6°)	8.4° (8.4°)	11.5° (11.5°)	12.4° (12.4°)	10.5° (10.5°)	9.1° (9.1°)	8.0° (8.0°)	7.1° (7.1°)	6.3° (6.3°)	5.6° (5.6°)	4.9° (4.9°)	4.2° (4.2°)	
-6 m	☞	7.1° (7.1°)	8.8° (8.8°)	11.5° (11.5°)	11.8° (11.8°)	10.1° (10.1°)	8.8° (8.8°)	7.7° (7.7°)	6.8° (6.8°)	6.0° (6.0°)	5.3° (5.3°)	4.6° (4.6°)		
-7.5 m	☞		9.3° (9.3°)	11.8° (11.8°)	10.9° (10.9°)	9.5° (9.5°)	8.3° (8.3°)	7.2° (7.2°)	6.4° (6.4°)	5.6° (5.6°)	4.8° (4.8°)	4.1° (4.1°)		
-9 m	☞			11.3° (11.3°)	9.9° (9.9°)	8.6° (8.6°)	7.5° (7.5°)	6.6° (6.6°)	5.8° (5.8°)	5.0° (5.0°)	4.2° (4.2°)			
-10.5 m	☞					7.5° (7.5°)	6.6° (6.6°)	5.8° (5.8°)	5.0° (5.0°)					
														max. reach 24.4 m
3.3 m	☞													3.8° (3.8°)

Recommended attachments upon request



Height



Reach



Center of rotation



4-point supported

The lift capacity values are stated in metric tons (t). In accordance with ISO 10567, the lift capacity values represents 75 % of the static tipping loads or 87% of the hydraulic lifting force (marked *). On solid and level ground the values apply to a swing range of 360°. The (...) values apply in the longitudinal direction of the undercarriage. The weights of the attached load hoisting equipment (grab, load hook, etc.) must be deducted from the lift capacity values. The working load of the lifting device must be observed. In accordance with the EN 474-5 for object handling application hose rupture valves on the boom and stick cylinders, an overload warning device and the lift capacity table in the cab are required. The machine has to be supported on a level ground for object handling application.

MODULAR SYSTEM

Attachments




Cactus grab



Timber grapple



Magnet plate



Clamshell grab



Load hook

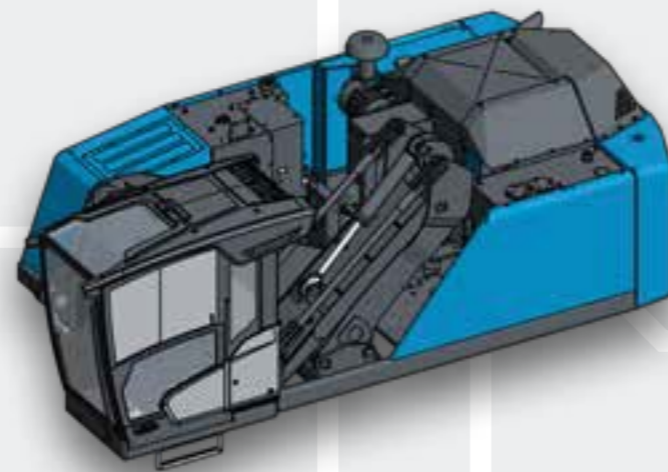
Work Equipment



Straight

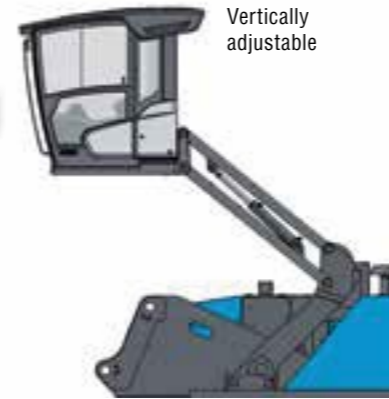


Banana boom

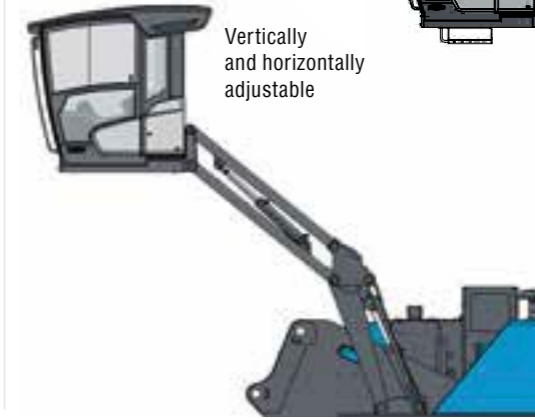


Cab Systems

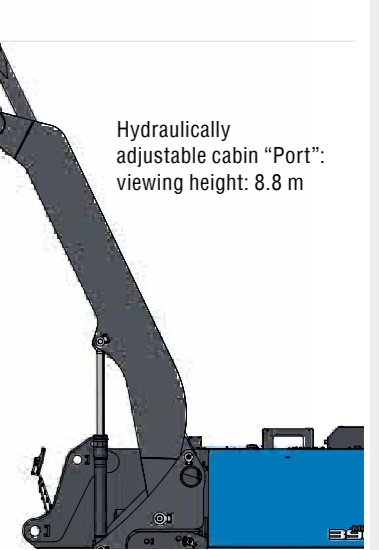
Vertically adjustable



Vertically and horizontally adjustable




Hydraulically adjustable cabin "Port": viewing height: 8.8 m




Engines

Diesel engine



Electric motor



Options

Cable reel



Cable drum



Undercarriage

Standard-undercarriage



Standard-undercarriage



XL-undercarriage



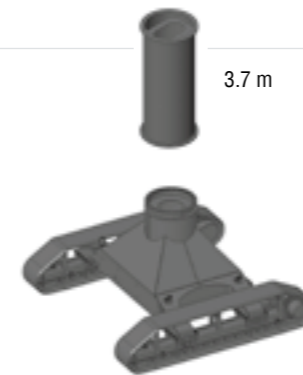
Crawler



Crawler



Crawler: XL-undercarriage



AHL standard-undercarriage



AHL Pylon





www.terex-fuchs.com

October 2024. Product specifications and prices are subject to change without notice or obligation. The photographs and/or drawings in this document are for illustrative purposes only. Refer to the appropriate Operator's Manual for instructions on the proper use of this equipment. Failure to follow the appropriate Operator's Manual when using our equipment or to otherwise act irresponsibly may result in serious injury or death. The only warranty applicable to our equipment is the standard written warranty applicable to the particular product and sale and Terex makes no other warranty, express or implied. © Terex Corporation 2024 - Terex, the Terex Crown design, Fuchs and Works For You are trademarks of Terex Corporation or its subsidiaries.

Terex® Deutschland GmbH | Industriestraße 3 | 76669 Bad Schönborn | Germany | Fon: +49 (0) 7253 84-0 | Fax: +49 (0) 7253 84-102 | info@terex-fuchs.com

