


SITE LAYOUT



general notes

- DO NOT SCALE FROM THIS DRAWING—WORK ONLY FROM FIGURED DIMENSIONS.
- ALL ERRORS & OMISSIONS TO BE REPORTED TO THE CONSULTING ENGINEER
- THIS DRAWING TO BE READ IN CONJUNCTION WITH ALL OTHER SERVICES, ARCHITECTURAL, ENVIRONMENTAL & ALL OTHER RELEVANT DRAWINGS & SERVICES SPECIFICATIONS.

SYMBOLS REFERENCES:

- PL1 Phosco P852K 24 A24-A24-730-HE-0500-24W P852K 24 LED A24 lens 500mA MOUNTED ON 6M HIGH COLUMNS
- PL2 Phosco P852-128-A24-730-HE-0800-38W P852 128 LED A24 lens 800mA MOUNTED ON 6M HIGH COLUMNS
- PL3 Phosco P852-128-A24-730-HE-0800-28W P852 128 LED A24 lens 800mA MOUNTED ON 6M HIGH COLUMNS
- PUBLIC LIGHTING CABLE CHAMBER
- PUBLIC LIGHTING PILLAR (LOCATED AT LEAST 2M FROM ESB PILLAR)
- PUBLIC LIGHTING DUCTING Ø100mm HDPE DUCT 2X650 NYCY CABLE LAID IN DUCTING TO I.S. 10101:2000 SINGLE WALL DUCTING, COLOUR RED TO BE USED MANUFACTURED FROM HIGH DENSITY POLYETHYLENE (H.D.P.E.), 107MM EXTERNAL DIAMETER, HAVING A WALL THICKNESS OF 5MM. THIS DUCTING TO HAVE THE WORDS "STREET LIGHTING" STAMPED ON, LETTER SIZE 9MM AT 1M INTERVALS. THE LETTERING TO FACE UPPERMOST IN THE TRENCH. ALL WORKS TO LOCAL AUTHORITY SPECIFICATION. THIS IS A CIRCUIT LAYOUT AND NOT INDICATIVE OF WHERE DUCTS ARE TO BE LAID.

revision	date	description	de	pe
PLN4	11-03-26	Issue for Planning	R.F.	R.F.
PLN3	17-10-25	Issue for Planning	R.F.	R.F.
PLN2	15-10-25	Issue for Planning	R.F.	R.F.
PLN1	14-09-25	Issue for Planning	R.F.	R.F.
PLN	19-08-25	Issue for Planning	R.F.	R.F.

revision	drawing reference
R04	2525-E1000-PLN
drawn	D.N.
date	Aug 2025
scale	1:1000 @A0

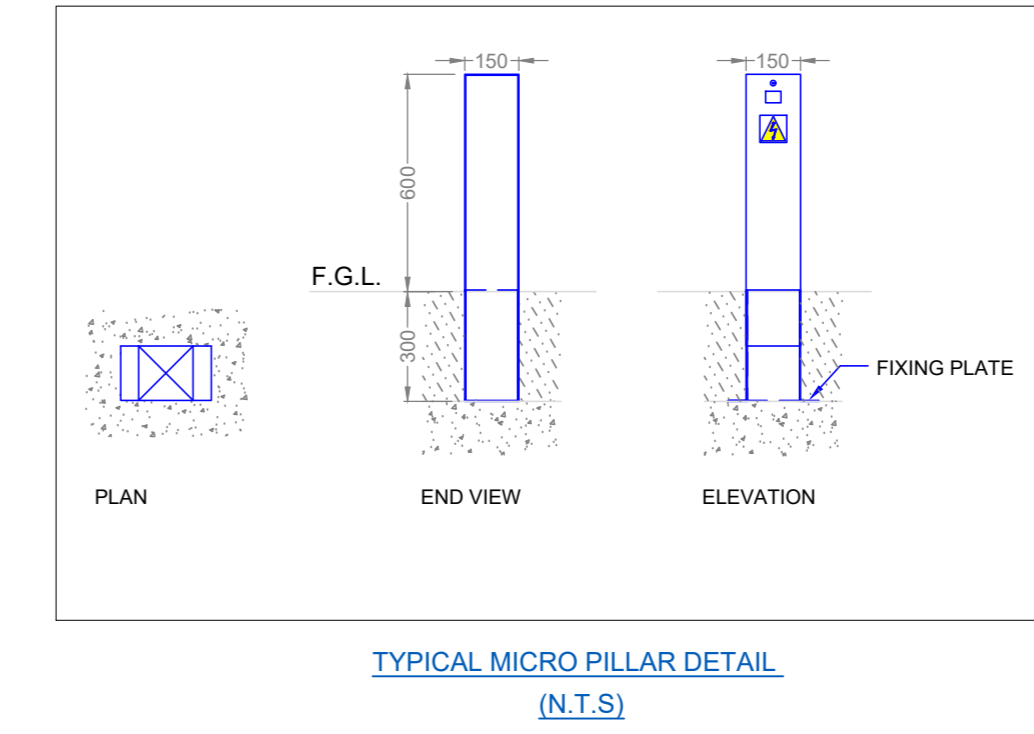
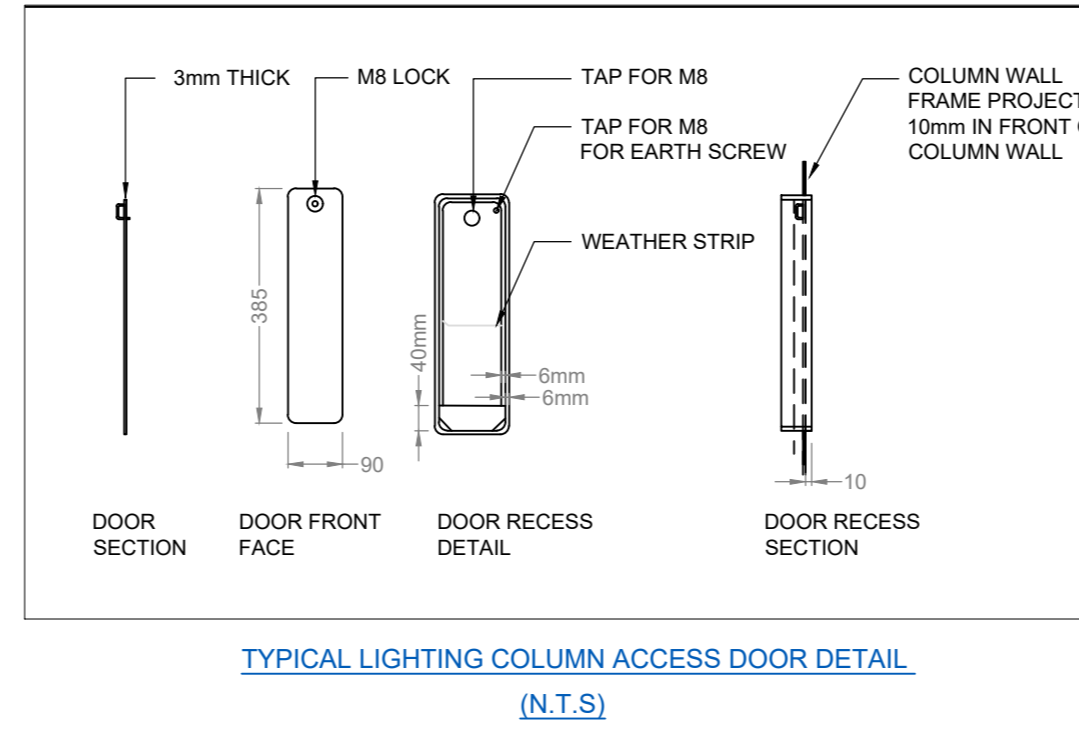
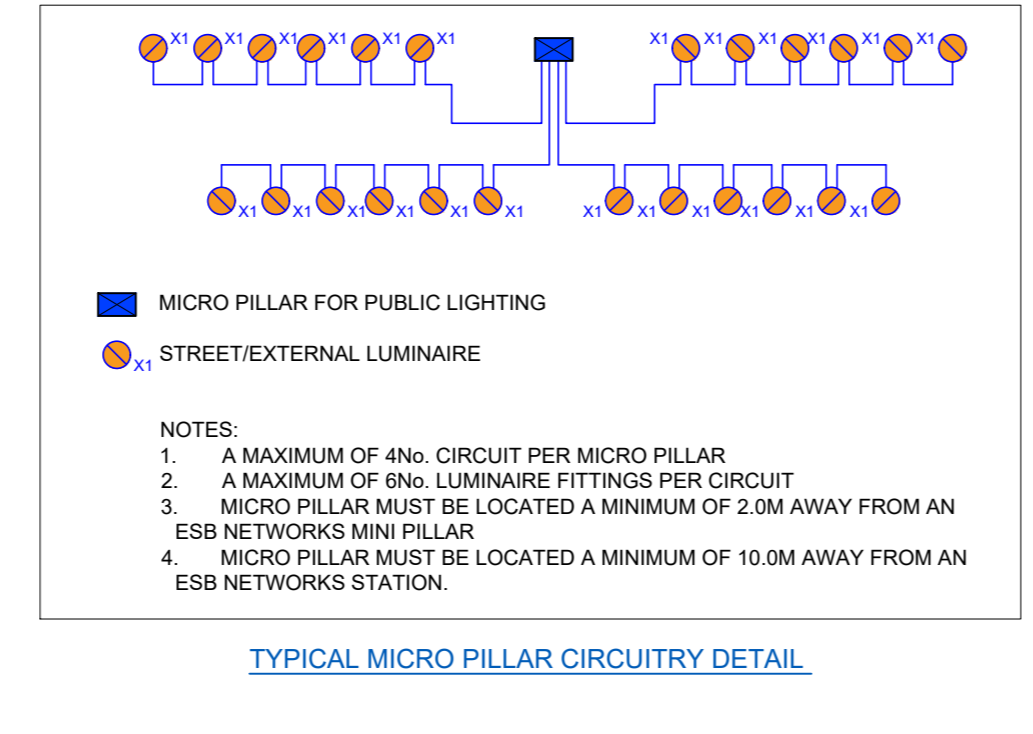
architect
MICHAEL FITZPATRICK ARCHITECTS LIMITED
 Main St, Tullybuck, Butlers Bridge, Co. Cavan, H12 P2N8

project
PROPOSED RESIDENTIAL DEVELOPMENT
 Lands at Lisdaran Townland, Loreto Road
 Cavan Town, Cavan

drawing title
SITE LIGHTING LAYOUT
SITE LIGHTING
SHEET 1 OF 1

DRAFT

- NOTES:**
- All exterior lighting shall comply with code of practice for the design of road lighting BS5489-1:2013, EN15201-2015, Galway county council public lighting installation in residential and industrial area's guidance document 2014, national rules for electrical installation IS10101:2020, ET101:2008- part 1 general requirements & part 2.3 particular requirements for public lighting installations.
 - The external lighting layout has been designed in accordance with BS 5489-1:2013 and EN 15201-2015 standards.
 - Ducting shall comply with BSEN 50086-1-2-3-4 latest edition & shall be single wall, colored red & manufactured from high density polypropylene. the nominal external diameter of the duct shall be 107mm with a minimal wall thickness of 5mm, each length of duct shall be stamped with the words "public lighting", or alternatively, "street lighting", in 18mm black lettering at 0 degrees, at one metre intervals. duct shall be laid with this legend facing upwards. duct shall be laid in a straight line close to the line of the column locations & shall contain a continuous draw wire of 8kn strength. all ducts shall be proven with brush and mandril, polypropylene roped and plugged and compliant with ET101 requirements for public lighting installations.
 - A minimum depth of 450mm cover is required in urban pathways & a minimum of 600mm cover is required for grass margins, pedestrian ways, laneways & gateway entrances & a minimum depth of 750mm is required at road crossings or in carriageways.
 - All cable draw inspection pits shall be of ductile iron galvanised steel frame with frame opening of 615mm x 615mm to conform to EN1248125 marked "public lighting" or traffic with m16 stainless steel locking bolt. all cable draw inspection pits for use on carriageways shall be of the same dimension as above with high strength engineering or situ concrete. covers and frames shall be approved by licensed body nsi or british standards institute of quality assurance services.
 - All equipment to be suitably ip rated for the environment they are being installed.
 - ESB networks duct routes to mini pillar to be confirmed when ESB network sub-station location is finalised.
 - Light column setback shall be 0.8m from kerb in accordance with BS5489-1 table 2.



AMRA
 A.M. ROGERS + ASSOCIATES

AMRA MEP Engineering Consultants
 Office 13 New Town Centre,
 Ashbourne, Co. Meath.
 Email: admin@amra.ie
 Website: www.amra.ie

Professional
 Engineering Solutions