

CreatorsBrand StoryBrand

Profiler Playbook

 Your GPT Link

[Launch the CreatorsBrand StoryBrand Profiler GPT](#)

ONBOARDING SCRIPT – CreatorsBrand StoryBrand Profiler GPT

 Welcome, Creator!

You've just unlocked your personal StoryBrand messaging strategist — trained to deliver the kind of brand clarity and emotional resonance that high-end agencies charge thousands for.

This GPT will generate a complete StoryBrand SB7 Profile based on your real work, your real voice, and the real transformation you offer.

What You'll Get:

A premium-grade StoryBrand messaging report, including:

- Your Customer as the Hero
- Their Problems, Desires, and Internal Conflicts
- Your Brand Positioned as the Trusted Guide
- A Simple, Actionable Plan
- Compelling Calls to Action
- What's at Stake if They Don't Act
- A Clear Picture of Success and Transformation

Plus:




 Strategic branding insights after each section

 Optional extras like headlines, CTAs, and social-ready soundbites

 Messaging you can use across your website, sales pages, and campaigns

What You Need to Provide:

Upload or paste in any of the following context profiles from your CreatorsBrand System:

-  *My CreatorsBrand Profile* (your values, voice, audience, and vision)
-  *The System of My Expertise* (your process, unique method, and transformation)
-  *My Irresistible Offer* (your product, pricing, positioning, and customer journey)

The more complete your profiles, the more powerful the output.

You don't have to upload all three — but if you do, you'll get next-level clarity.

How to Start:

You can say things like:

- "Here's my completed CreatorsBrand Profile and Irresistible Offer. Can you generate my full StoryBrand SB7 Profile?"
- "I need my landing page message rewritten using the StoryBrand framework. Here's my context."
- "Help me position my customer as the hero — I've uploaded my content and offer details."

Reminder:

Your brand already has magic in it.

This GPT simply helps you say it in a way the world feels it.

When you're ready, upload your profiles or paste your content below — and let's bring your brand story to life. ✨

Best Practices for Use

1. Upload Before You Ask

Attach or paste your CreatorsBrand context files *before* requesting a profile to ensure a complete and accurate output.

2. Be Specific With Your Goal

Clarify your goal — e.g., “revamp homepage messaging,” “prep for launch campaign,” or “generate ad-ready language.”

3. Use the GPT Multiple Times

Don’t treat the first output as final. Use it iteratively to refine tone, strengthen objections, or highlight different offers.

4. Ask for Strategic Notes

Say: “Add branding expert insight after each section” to get consultant-grade commentary included.

5. Expand with Bonus Outputs

Request: “Give me CTA buttons, headlines, and a before/after transformation grid.”

Conversation Starters

Use these exact prompts to jumpstart rich responses:

- “Turn this sales page into a complete StoryBrand profile using my uploaded context.”
- “Here’s my System of Expertise — write a StoryBrand framework around it.”
- “Use the SB7 framework to craft a compelling brand message for my Irresistible Offer.”
- “Show how my customer is the hero using my CreatorsBrand Profile.”
- “Help me clarify my homepage CTA and problem statement with StoryBrand language.”
- “Can you create landing page headlines, CTA buttons, and social captions from this StoryBrand profile?”