

AMBIENT

SAFE-WAY
GARAGE DOORS
Make a Statement.

MODELS 84, 85, 86, 87, 88, 89, 90, 91, 92, 93, 94, 95, 272, 273



Beauty & Strength

Ambient Series by Safe-Way can add rustic charm, contemporary composition or classic curb appeal to any home or project be it residential, commercial or industrial. The superior thermal performance of Ambient's high density polyurethane foam provides added strength, performance and durability combined with ease of use and low maintenance. The multitude of designs, options and colors of the Ambient Series will offer you endless possibilities to your new home or home improvement upgrade. "Make a Statement" choose American Made and American Owned Safe-Way.



Make a Statement.





MODELS 84, 85, 86, 87, 88, 89, 90, 91, 92, 93, 94, 95, 272, 273

AVAILABLE COLORS:

Models 84, 85, 86, 87, 88, 89, 272



White




Almond




Desert Tan



Sandtone



Bronze



Brown



Hunter Green




Black



Grey


Models 90, 91, 92, 93, 94, 95, 273



Rosewood



Oak



Driftwood

Note: Print and monitor color may vary from actual color, please check with your local dealer for actual color chips.

AVAILABLE PANEL STYLES:




Short // Models 85, 90



Medium // Models 89, 91



Ranch // Models 87, 92



Flush // Models 86, 94



Stamped Carriage Short // Models 88, 93



Stamped Carriage Long // Models 84, 95



Pencil Groove // Models 272, 273

Optional Decorative Hardware

Hinges



Steel Strap Hinge



Hammered Iron Hinge



Steel Heritage Hinge



Hammered Iron Stud



Iron Stud with Screw

Handles



Steel Handle



Carriage Handle



Hammered Iron Handle



Carriage Knocker Kit



MODELS 84, 85, 86, 87, 88, 89, 90, 91, 92, 93, 94, 95, 272, 273

ESTATE WINDOW SERIES

Model 85, 86, 88, 90, 93, 94, 272 & 273 | Standard | Raised Panel



Plain



Stockton



Cascade



Waterton



Prairie

Model 89, 91, 272 & 273 | Medium | Raised Panel



Stockton Medium



Cascade Medium



Sunset Medium



Waterton Medium

Model 84, 86, 87, 88, 92, 93, 94, 95, 272 & 273 | Long Ranch | Raised Panel



Stockbridge



Stockbridge Arch



Stockton Long



Stockton Arch



Cascade Long



Waterton Long



Prairie Long

GENTRY WINDOW SERIES^{*}


Model 85, 86, 88, 90, 93, 94, 272 & 273 | Standard | Raised Panel



Brass Pencil Four Square



Pewter Pencil Four Square



Brass Pencil Six Square



Pewter Pencil Six Square



Brass Pencil Two Diamond



Pewter Pencil Two Diamond

Model 89, 91, 272 & 273 | Medium | Raised Panel



Brass Pencil Four Square



Pewter Pencil Four Square



Brass Pencil Six Square



Pewter Pencil Six Square



Brass Pencil Two Diamond



Pewter Pencil Two Diamond

Model 84, 86, 87, 88, 92, 93, 94, 95, 272 & 273 | Long Ranch | Raised Panel



Brass Pencil Ten Square



Pewter Pencil Ten Square



Brass Pencil Four Diamond



Pewter Pencil Four Diamond

^{*}Safe-Way recommends viewing samples of Gentry style window prior to ordering. Gentry depictions on this literature are actual photography however lighting inside or outside the garage can significantly impact the "look" of these windows. Please consult with your dealer prior to purchase.




MODELS 84, 85, 86, 87, 88, 89, 90, 91, 92, 93, 94, 95, 272, 273

CONSTRUCTION

Two deep-drawn, tension-leveled, galvanized steel skins are polyester painted. The skins encapsulate a high density injected polyurethane core which is bonded using a polyurethane adhesive. Section joints sealed with a polypropylene bulb thermal break anchored within the polyurethane core. This construction method provides superb thermal performance, durability, strength, sound deadening qualities, and dent resistance for an all-around superior product.

- A. Finish Painted Coat
- B. Primer Coat
- C. Galvanized Layer
- D. Steel

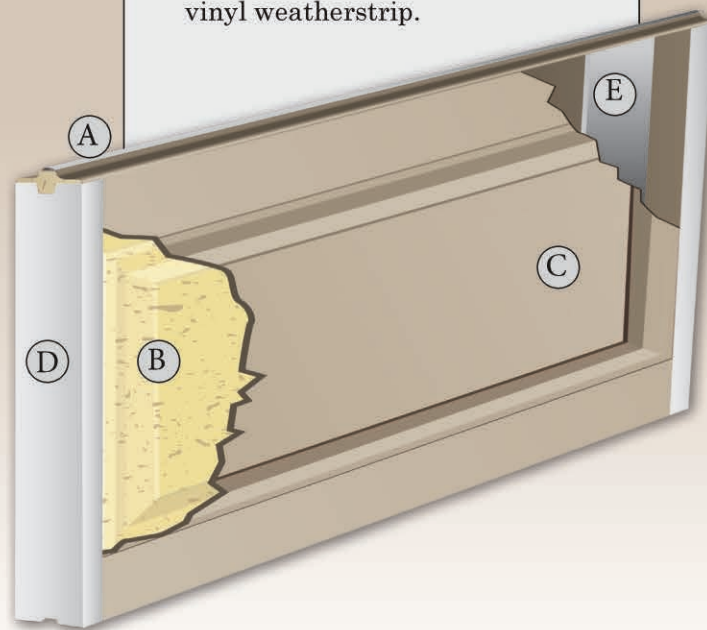


- A. Tongue and groove enclosed with bulb type polypropylene thermal break anchored within the polyurethane core.
- B. Polyurethane injected insulation provides an R-value of 17.68.
- C. Steel skins inside and out provide maximum durability.
- D. 20 gauge pre-painted heavy steel end stiles for added strength.
- E. Interior 20 gauge backer plate full height of section at all hinge points.

* other features include:
11 ball nylon rollers provide quiet operation and long lasting durability.

Heavy duty galvanized 14 gauge hardware

Aluminum bottom retainer with vinyl weatherstrip.



Distributed by:



As Safe-Way Door constantly strives to improve our product, all specifications listed in this informative brochure are subject to change without notice or obligation. Printed color may vary from actual color, please check with your local dealer for color swatches.
08/2022



(877) 775-1670

FAX: (800) 276-7233

MANUFACTURING IN WARSAW, INDIANA
DISTRIBUTION CENTERS IN TENNESSEE AND MISSOURI
SAFEMETHOD.COM