AtlantaDental | Pearl

Perfecting Case Presentation

With a real-time, patient-facing radiologic AI assistant, dentists strengthen the diagnostic foundation of their care to support superior treatment outcomes and greater patient trust.

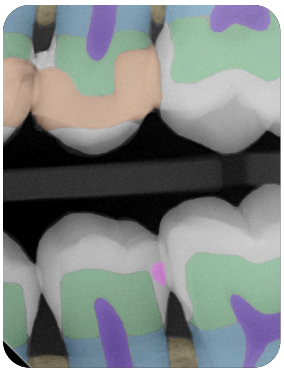

Educational

AI utilities like tooth part mapping help dentists educate patients about their dental biology, establishing a stronger foundation for consultative treatment planning and acceptance.

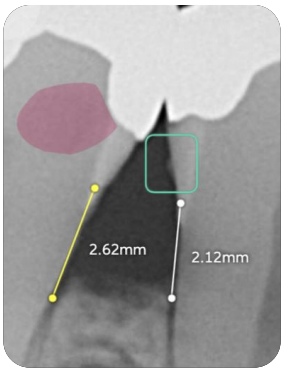

Objective

Radiologic findings validated by an AI system add unprecedented objectivity to diagnoses, inspiring greater patient trust and more confident case presentation.

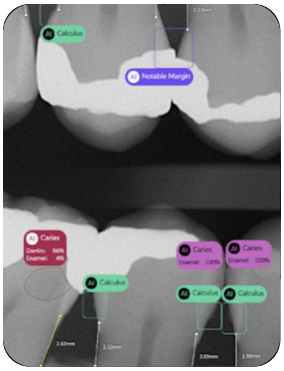

Visual

Color-coded and labeled overlays and take-home reports help patients clearly see the conditions affecting their dental health, facilitating informed consent to treatment.



Quantitative

Data-driven radiologic insights improve the credibility of diagnoses and enable more trustworthy, precise and individualized treatment planning and case presentation.

When dentists present with Pearl, case acceptance soars!

+23% Root canals	**+19%** Fillings	**+37%** Scaling & Root Planing
+34% Crowns	**+18%** Implants	**+39%** Restorative Replacement

To schedule a demo and learn more, scan code or visit:
discover.hellopearl.com/atlanta-dental/demo-pearl/