

Prezzy[®] Card

Prezzy Virtual

How to activate and use in Digital Wallets




November 2024

Step 1

You will have received an email notifying you that you are the recipient of a virtual Prezzy card. Your email will look like this.

Please select the 'Activate your card now' button.



Step 2

The activation link will direct you to this OTP Verification page. You will have been sent an additional email with a 6-digit OTP code. Enter the 6-digit code, and select 'Verify'.

Prezzy Card

OTP Verification

Please enter the 6-digit OTP that has been sent to your email-id and mobile number registered with Card

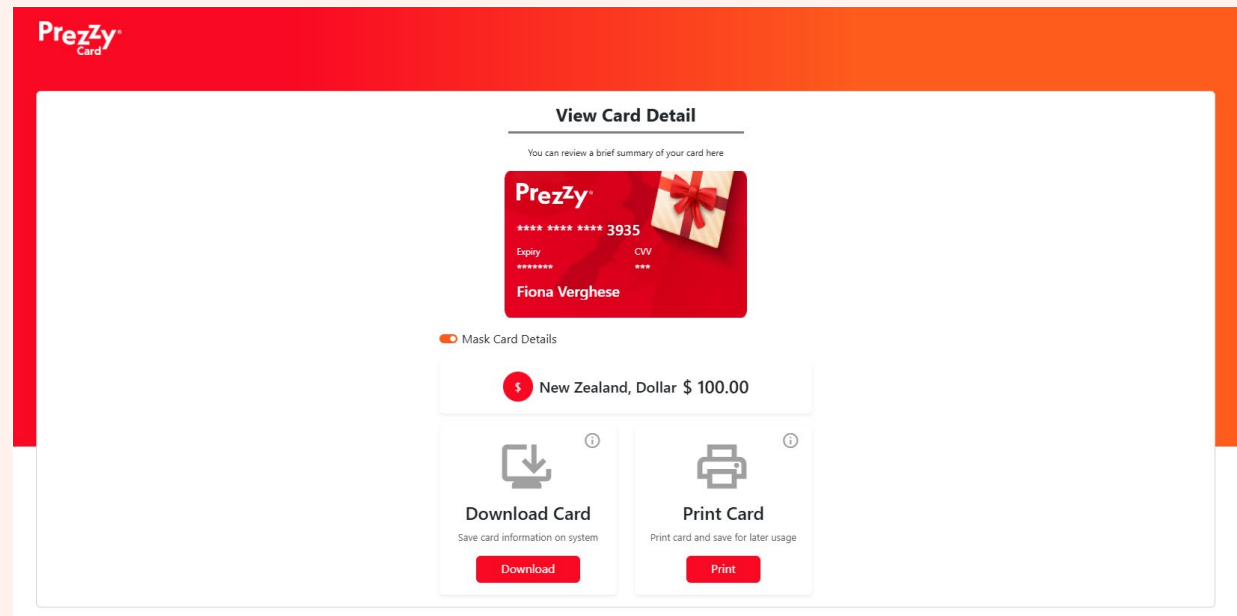
* * * * *

Resend OTP in 01:46 minutes

VERIFY

Step 3


Once OTP has been verified, you will be directed here. You will see the option to 'Download' or 'Print' the PDF file with your card details. We recommend doing both, so you have your card details in easy reach.



Please note: Virtual PreZzy cards can only be used in-app or online. To use your virtual card in-store (contactless payment), you need to add it to your digital wallet.

Digital Wallets

How to add your Virtual card
to Apple Pay or Google Pay



Apple Pay

HOW TO ADD A CARD

Add your Prezzy card to Apple Pay.


Setup is easy. Here is how to get started.

iPhone

- Open the Wallet app
- Tap the '+' sign in the upper right corner
- Tap on 'Add a debit or credit card' and use your iPhone camera to scan the card information
- Card is now added and ready to use

Apple Watch

- Open the Watch app on your iPhone
- Tap 'Wallet & Apple Pay' then tap 'Add credit or debit card'
- Card is now ready to use



Google Pay

HOW TO ADD A CARD

Add your Prezzy card to Google Pay.

Smart Phone (Android)

- Open the Google Wallet
- At the bottom, tap Add to Wallet
- Tap Payment Card > New credit or debit card
- Use the camera to capture your card info or enter it manually
- Card is now added and ready to use

Smart Watch (Android)

- On your watch, open the Google Wallet
- Tap Get Started
- On your phone, follow the instructions to add a credit or debit card
- Your card will show up on your watch



Thank you!

For more information, please
head to prezzycard.co.nz



Prezzy[®]
Card