

THE : DOME

G A S
I I I
O - M - E
T E R

TOTAL AREA	: 1,400 m ²
	: 1,000 m ² flexible open space
CEILING HEIGHT	: 17 m
TRUSS SYSTEM	: 40 × 20 m
CAPACITY	: 1,000 guests
	: 800 dining guests
STAGE	: Flexible, modular
OTHER SPACES	: FoH positions, storage
	: 600 m ² main kitchen
	: 2 service kitchens
BARS	: 2 permanent + satellite bars
TECHNOLOGY	: Market-leading equipment
GUEST ELEVATORS	: 4 public [24 people each]

LOGISTICS

FREIGHT ELEVATORS	: 2
MAX LOAD	: 1,200 kg each
ELEVATOR CAR	: 1,550 × 1,800 × 2,300 mm
ELEVATOR DOOR	: 1,000 × 2,100 mm

TECHNICAL SPECIFICATIONS

LIGHTING

STAGE LIGHTING:	31 × LED WASH MOVING HEADS
	10 × LED HYBRID MOVING HEADS
FRONT LIGHTING:	10 × LED PROFILE MOVING HEADS
CONTROL:	1 × PC-BASED LIGHTING CONSOLE
AMBIENT LIGHTING:	21 × LED WASH RGBW FIXTURES
	12 × LED HYBRID MOVING HEADS

AUDIO

MAIN PA:	16 × LINE ARRAY TOPS
	4 × FLY BASS UNITS
	4 × SUBWOOFERS PER SIDE
DELAY SYSTEM:	8 × LINE ARRAY TOPS
MIX POSITION:	BASIC DIGITAL MIXER
	4 × WIRELESS MICROPHONES

VISUALS

MAIN LED SCREEN:	P1.9, 64 M ² [16 × 4 M], DIVISIBLE, ON RAIL SYSTEM
SIDE LED SCREENS:	2 × P1.9, 42 M ² EACH [6 × 3.5 M]
	MOBILE ON WHEELED STANDS
CONTROL:	1 × GRAPHICS COMPUTER
	1 × PPT PRESENTATION COMPUTER
DSM MONITORS:	2 × 50" SCREENS

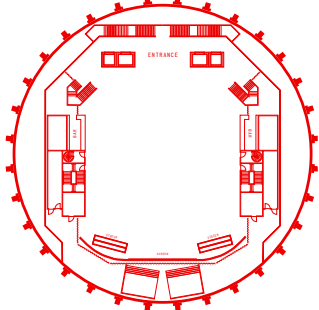
STAGE

STRUCTURE:	MODULAR, SPLIT INTO 2 ROLLING STEEL CHASSIS
HEIGHT:	+1,000 MM
SURFACE:	DARK-STAINED OAK
TOTAL AREA:	76 M ²
EXTRAS:	2 ROLLING LED WAGONS, DARK-STAINED OAK FINISH

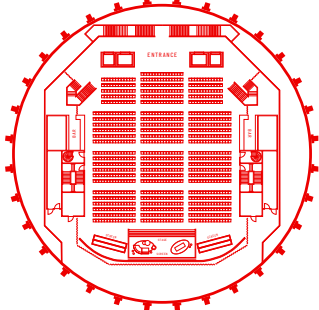
TEXTILES

BACKDROP:	MOLE-COLORED STAGE FABRIC ON TRACK SYSTEM
ROOM DIVIDERS:	MOLE-COLORED STAGE FABRIC ON TRACK SYSTEM

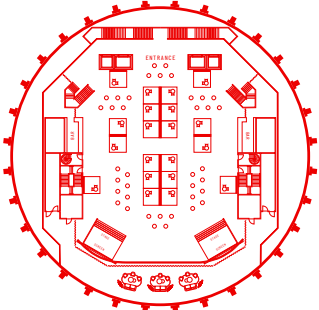
CANVAS 1000



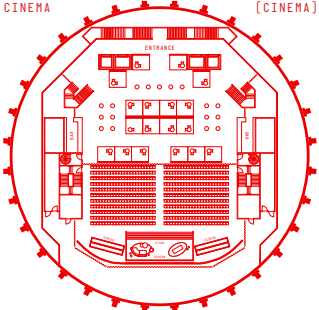
CINEMA 1000



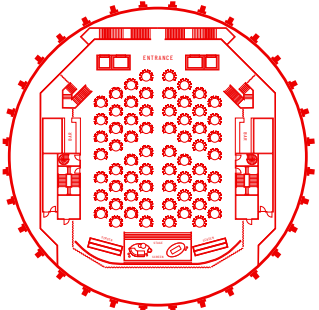
EXPO 1000



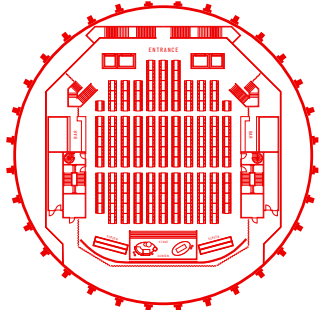
EXPO + CINEMA 506 [CINEMA]



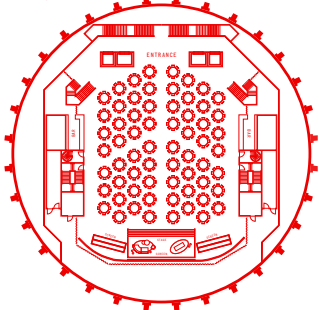
CABARET 384



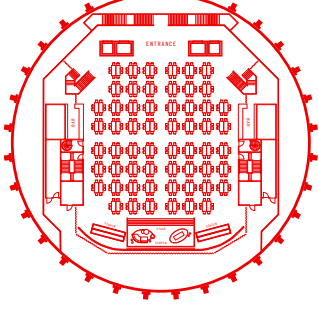
LONG TABLES 850



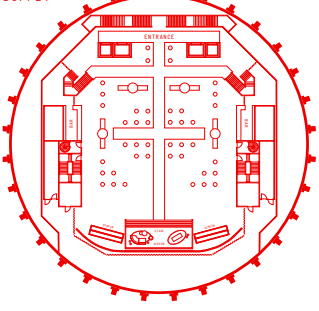
ROUND TABLES 512



SQUARE TABLES 464



MINGLING + BUFFET



DINNER + CANVAS 240 [DINNER]

