

iDOL 44R-33 serie

Capacitive Relay-Sensor



SmartAdjust



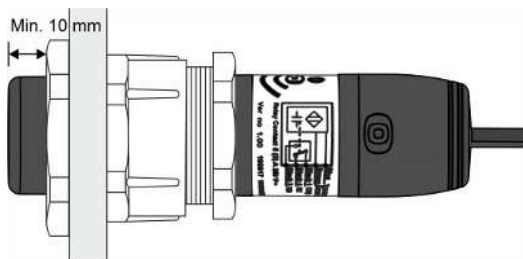
For other language variants of this document we refer to www.dol-sensors.com or your local dealer.

1 Product description

iDOL 44R-33 Serien is designed for general detection of feed, grain and solids in tanks, silos and containers. The powerful integrated relay means that it can control many functions directly.

The sensor's electronics are completely embedded in a thermoplastic casing. This achieves a very high resistance to moisture and other external influences in aggressive environments. The sensor is CE, C-UL and UL approved and has a high immunity to noise from electric communication (e.g. from mobile phone) and transients (e.g. from motors and contactors). This makes the sensor very reliable and dependable in operation.

2 Mounting guide



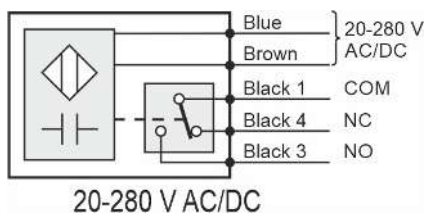
iDOL 44R-33 is made in a $\varnothing 33$ mm smooth design.

Mounted so that at least 10 mm of the sensor end is free in a PG36/M40 screwed flange.

3 Installation guide



Installation, servicing and troubleshooting of all electrical equipment must be carried out by qualified personnel in compliance with the applicable national and international standard EN 60204-1 and any other EU standards that are applicable in Europe.



Supply voltage is connected to the blue and brown wire.

The load is connected in series with the relay contact of the sensor.

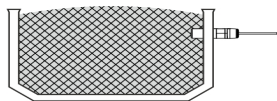
STOP by activating the sensor: Use the black wires 1 and 3.

START by activating the sensor: Use the black wires 1 and 4.

NOTE! The internal relay is in position NC when the supply voltage is connected and the sensor is activated - wire 1 and 4 are connected.


4 User Guide

Relay NC(1-4)



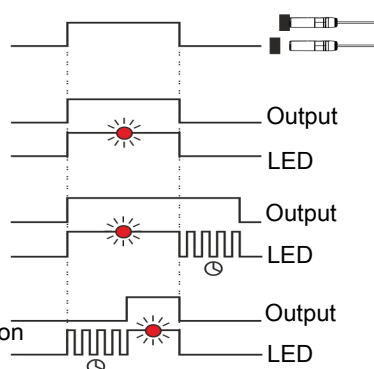
Relay NO(1-3)

after delay



LED sequence

Sensor



iDOL 44R-33 series is available with different functions
A red LED clearly indicates the current status of the sensor
The actual functionality of the sensor is indicated on the product label

Delayed disconnection - when the affect stops, the time delay starts:

Delay adjustable via app

Delayed connection - when the affect stops, the time delay starts:

Delay adjusted via app

Sensitivity:

Distance adjustable via app

MaxRunTimer:

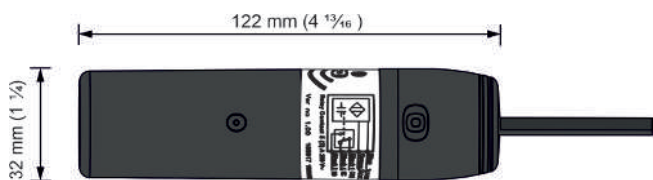
time adjustable via app

5 Technical data

Electrical		
Supply voltage	V AC/DC	20-280
Frequency	Hz	47 - 63
Max. resistive load, 250 V AC	A	5
Max. inductive load, 250 V AC	A	2
Min. relay current, 12 VDC	mA	100
Safety		Relay switches and supply voltage are galvanically separated. Test voltage 4 kV AC
Specifications		
Variant understanding	SmartAdjust iDOL 44R R - 33 Diameter Series Delayed disconnection	
Distance of activation		Adjustable distance depending on variant
Time delay		Adjustable time depending on variant
SmartAdjust		<p>Activated NFC required</p>
Mechanical		
Sensor length	mm (inches)	122 (4 13/16)

Sensor diameter	mm (inches)	32 / (1 1/4)
Cable dimensions	mm ² (AWG)	5x 0,5 (5 x 20)
Cable length	m (ft.)	Standard 2 (6.6) / Max 10 (32)
Cable type		UL2517 / UL20549
Weight incl. cable	g (oz)	290 (10.2)
Environment		
Operating temperature	°C (°F)	-20 - +70 (-4 - +158)
Operating temperature UL 508	°C (°F)	-20 - +65 (-4 - +149)
Storage temperature	°C (°F)	-30 - +80 (-22 - +176)
Protection class	IP (NEMA)	IP69K (1, 3, 4, 6, 12, 13)
Approval		CE, C-UL & UL

5.1 Dimensions



604296 • 2022-08-16 • en-US • Made in Denmark