

iDOL 65 preinstallation checklist

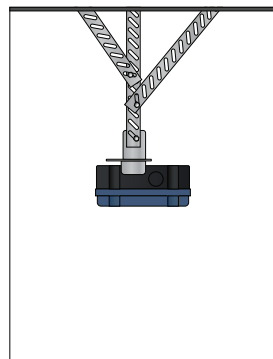
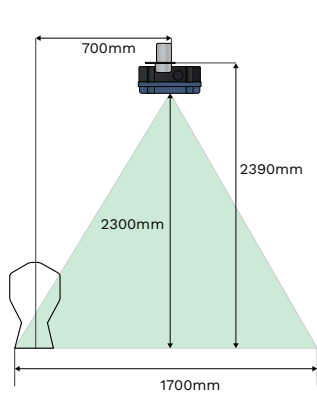
Fill in the form to prepare for installation

Description	Your value
Distance from the window	
Number of pens	
Number of pigs	
Distance from the router	
Distance from the ceiling	
Ceiling type	Flat <input type="checkbox"/> Sloped <input type="checkbox"/>

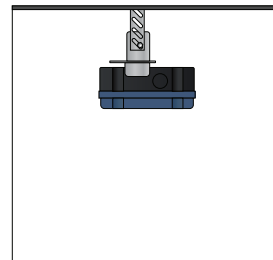
Plan the camera placement

Camera should hang 2.3m above the ground. Use mounting kit to install iDOL 65 on the correct height based on the ceiling height and it's type

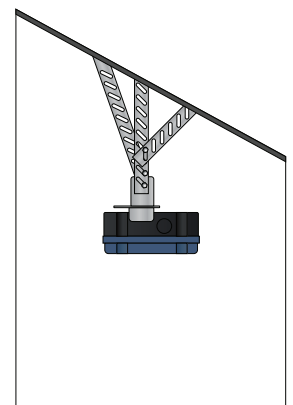
Make sure the camera's view is not obstructed. Check field of view in a table found in a Technical User Guide



Flat ceiling installation

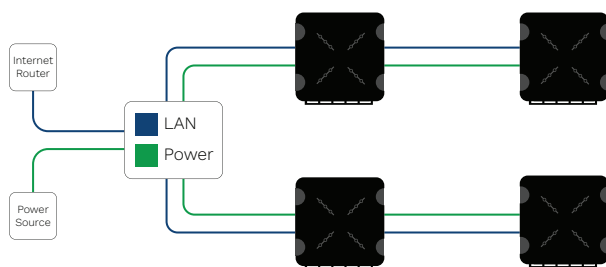


Low ceiling installation



Sloped ceiling installation

Cable routing



Example of connecting cameras to power and LAN connection through a junction box.