

Product	
Catalog No.	
Fixture Type	Notes



CL703 LED CANOPY LIGHT

CL703 is an all-in-one LED canopy light with both garage and canopy distribution covered by a single lens. Featuring CCT and power selectable options, it delivers up to 150 lm/W efficacy with IP65 and IK08 protection. The fixture supports multiple mounting methods, offers 0-10V dimming, and optional PIR/microwave sensors and emergency backup. Its sleek, screw-free lens surface ensures a neat look and easy installation

APPLICATIONS

- Garage Parking
- Exhibition Centers
- Shopping Malls

FEATURES

- CCT selectable (3000K/4000K/5000K)
- Power selectable (100%/75%/50%)
- Up to 150 lm/W
- Internal locking screws

SPECIFICATION SUMMARY

Category	Specification	Data
Category Performance	Wattage	20/30/40W(Selectable) 30/45/60W(Selectable) 40/60/80W(Selectable) 50/75/100W(Selectable)
	Delivered Lumens	2,880-16,100 lm
	Lumen Efficacy	-150 lm/W
	Color Temperature	3000K / 4000K / 5000K(Selectable)
	CRI (Ra)	70+
	Input Voltage	120-277V
	Dimming	0-10V
Electrical	Power Factor	>0.97
	Housing	Aluminum alloy
	Beam Angle	140° / 122°
Physical	Operation Temperature	-22°F to +122°F
	IP Rating	IP65
	IK Rating	IK08
	Mounting Options	Ceiling mounting, Pipe mounting
	Surge protection	6KV L-L, 6KV L/N-E
	Dimension	40W-60W: 9.92" × 11.14" × 3.66" 80W-100W: 11.81" × 13.07" × 3.66"

LIFESPAN AND WARRANTY

Rated Life	50,000 Hrs
Warranty	5 Years
Certification	ETL

CERTIFICATION



CL703 LED CANOPY LIGHT

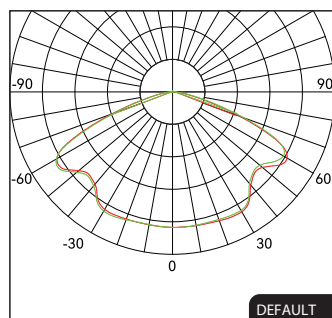
PERFORMANCE DATA

PRODUCT CODE	WATTS	lm/W	DELIVERED LUMENS	Input Voltage	CRI (Ra)	CCT
CL703	40	-158	5760-6320	120-277V	70	3000K / 4000K / 5000K(Selectable)
CL703	60	-153	7980-9180	120-277V	70	3000K / 4000K / 5000K(Selectable)
CL703	80	-160	11200-12800	120-277V	70	3000K / 4000K / 5000K(Selectable)
CL703	100	-160	13700-16100	120-277V	70	3000K / 4000K / 5000K(Selectable)

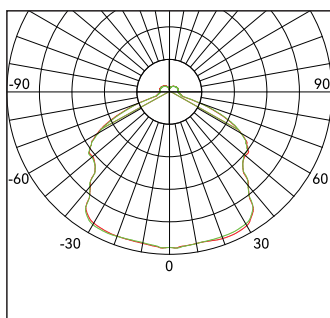
PHOTOMETRY

40W -60W

RECOMMENDED



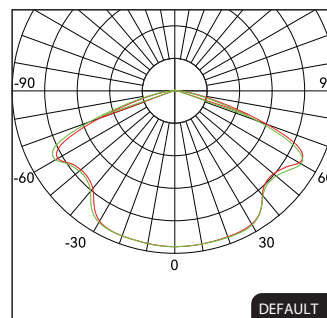
Symmetrical 140°



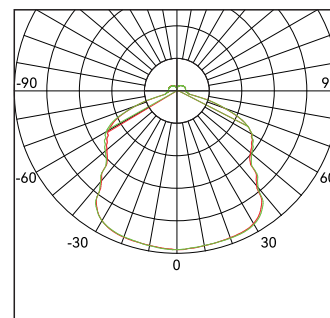
Symmetrical 122°

80W -100W

RECOMMENDED

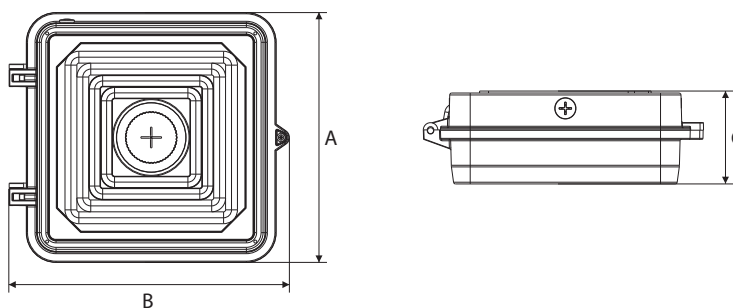


Symmetrical 140°



Symmetrical 122°

DIMENSIONS



Product code	Luminaire dimensions AxBxC(inch)	Product weight(lbs) ±6%	Package weight(lbs) ±6%	Carton size (inch)	Qty / CTN
		N.W/PC	G.W/CTN		
CL703-40WS	9.92"x11.14"x3.66"	4.59	5.40	12.4"x5.12"x11.81"	1
CL703-60WS					
CL703-80WS	11.81"x13.07"x3.66"	6.08	7.45	14.57"x13.78"x6.10"	1
CL703-100WS					

CL703 LED CANOPY LIGHT

MOUNTING OPTIONS



Ceiling mounting



Pipe mounting

ACCESSORIES



PC reflector



Microwave motion sensor



PIR sensor



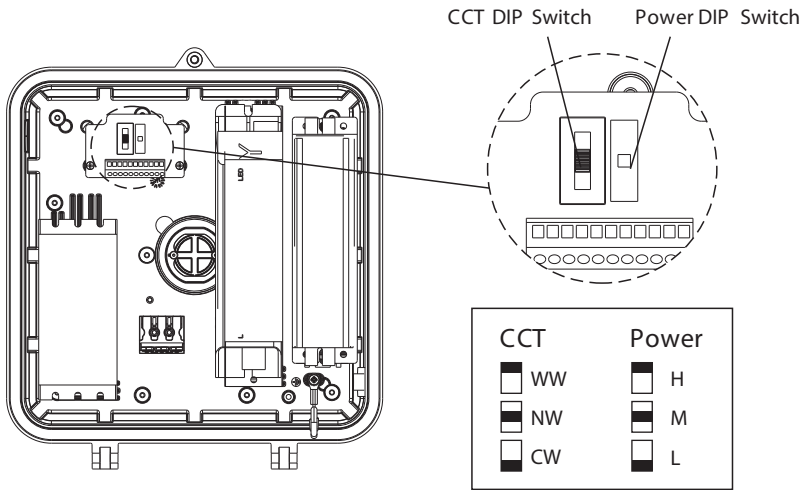
CASAMBI ready wireless module



Remote Controller

POWER & CCT SELECTABLE

Factory set: 100% brightness, 5000K



CCT Selectable
CW: 5000K NW: 4000K WW: 3000K

Power Selectable
H: 100% M: 75% L: 50%

Power Percentage \	40W	60W	80W	100W
H	40W	60W	80W	100W
M	30W	45W	60W	75W
L	20W	30W	40W	50W

* The tolerance for power is ±10%

CL703 LED CANOPY LIGHT

ORDERING INFORMATION

CL703					
Series SKU	Wattage	Input Voltage	CCT	Mounting	Option (Optional)
CL703	040: 40W 060: 60W 080: 80W 100: 100W	U: 120-277V H: 120-347V	CT: CCT Selectable (3000K / 4000K / 5000K)	CL: Ceiling Mounting PM: Pipe Mounting	PC: PC reflector MS: Motion Sensor PS: PIR Sensor WM: Wireless module RC: Remote Controller EM: Emergency Kit

Example: CL703-040UCT-CLMS
Lead times will vary depending on options selected.
Consult with your sales representative.

MISCELLANEOUS

CONSTRUCTION:
INSTALLATION:
OPTICS:
LISTINGS:
ELECTRICAL:
GOVERNMENT PROCUREMENT:

NOTE