



RH302 ROUND HIGH BAY

RH302 Round High Bay Light is a high-performance lighting solution specifically designed for high-ceiling applications, including warehouses, factories, and sports facilities. Offering exceptional lumen output and energy efficiency, the RH302 provides superior illumination while significantly reducing energy consumption. With a longer lifespan compared to traditional metal halide (MH) and fluorescent fixtures, it minimizes maintenance costs and ensures reliable, long-term operation, making it a cost-effective and efficient choice for large-scale lighting needs.

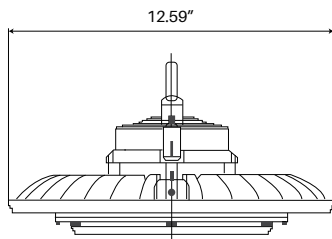
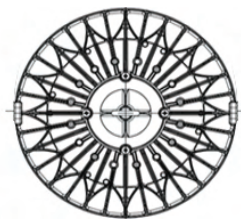
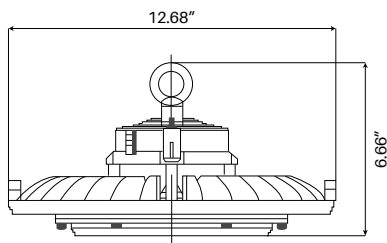
APPLICATIONS

- Warehouse
- Distribution Center
- Manufacturing Plant
- Gymnasium
- Auditorium
- Convention Center
- Exhibition Hall

FEATURES

- Easy selection of necessary wattage with wattage tunable function
- Best-in-class lumen efficacy: ~160 lm/W
- 0-10V dimming standard
- 6KV surge protection
- IP65 Rated: dust and waterproof
- Emergency backup battery module compatible

DIMENSIONS



Product	
Catalog No.	
Fixture Type	Notes

SPECIFICATION SUMMARY

Category	Specification	Data
Category Performance	Wattage	70/95/120W (Selectable)
		140/160W (Selectable)
		180/200W (Selectable)
	Delivered Lumens	11,550 ~ 31,600 lm
	Lumen Efficacy	~162 lm/W
	Lens Option	Clear
	Color Temperature	5000K
	CRI (Ra)	>80
Electrical	Beam Angle	60° / 90° / 110°
	Input Voltage	120-277V
	Power Factor	>0.9
Physical	Housing	Die-casting aluminum
	Operation Temperature	32 to +131°F
	Dimension	12.68×12.59×6.66"
	IP Rating	IP65
	Mounting Options	Chain / Pendant / Bracket

LIFESPAN AND WARRANTY

Rated Life	50,000 Hrs
Warranty	5 Years
Certification	cUL / FC

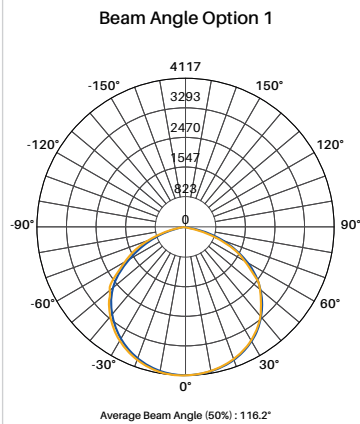
CERTIFICATION



RH302 ROUND HIGH BAY

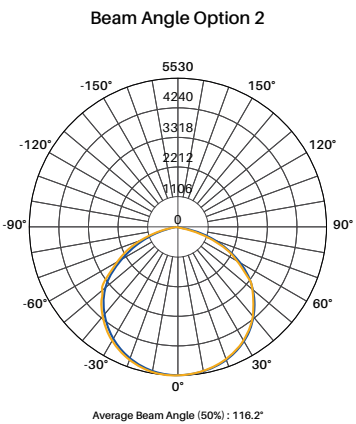
PHOTOMETRY

RH302-070UC50



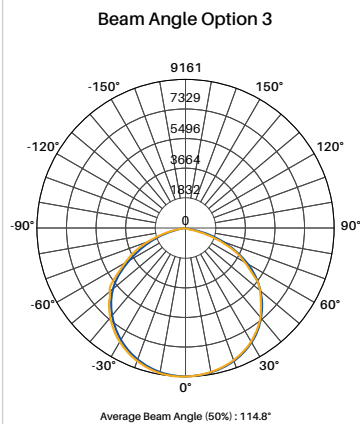
CONE DIAGRAM 1

RH302-095UC50



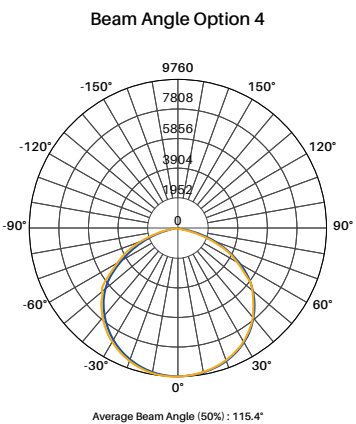
CONE DIAGRAM 2

RH302-160UW50



CONE DIAGRAM 3

RH302-180UC50



CONE DIAGRAM 4

PERFORMANCE DATA

12" PRODUCT CODE	WATTS	lm/W	DELIVERED LUMENS	INPUT VOLTAGE	CRI (Ra)	CCT
RH302	70/95/120(Selectable)	165	11,550-19,320	AC120-277V	80	5,000K
RH302	140/160(Selectable)	162	22,680-26,240	AC120-277V	80	5,000K
RH302	180/200(Selectable)	158	28,440-31,600	AC120-277V	80	5,000K

RH302 ROUND HIGH BAY

MOUNTING OPTIONS



Chain



U-Bracket

Accessories



Reflector



Emergency Battery Backup

ORDERING INFORMATION

RH302					
Series SKU	Wattage	Voltage	CCT	Mounting (Optional)	Accessories (Optional)
RH302	120: 70/ 95/ 120W ----- 160: 160/ 180W ----- 200: 180/ 200W	U: 120-277V H: 347-480V	40: 4,000K 50: 5,000K	HM: Hook Mount CM: Chain Mount UB: U-Bracket Mount	EM: Emergency Battery RF: Reflector

Example: RH302-120U50-UB

Lead times will vary depending on options selected.
Consult with your sales representative.

MISCELLANEOUS

CONSTRUCTION:
INSTALLATION:
OPTICS:
LISTINGS:
ELECTRICAL:
GOVERNMENT PROCUREMENT:

NOTE