



TL201 LED SLIM TROFFER

TL201 is a CCT tunable LED big lens troffer designed for commercial and institutional environments. Featuring a low-profile design, pure aluminum heat sinks, and a performance-engineered optical lens, it ensures efficient heat dissipation, uniform illumination, and reduced glare. With selectable wattage and CCT options, 0-10V dimming, and multiple lens choices, TL201 offers flexibility for various applications and delivers long-lasting, high-efficacy lighting in damp locations.

APPLICATIONS

- Office
- Meeting Room
- Retail
- Hospitality
- Schools
- Hospital
- Hallways

FEATURES

- Low-profile design
- Tool-less lens for easy installation
- Pure aluminum heat sinks
- DLC Premium efficacy

Product	
Catalog No.	
Fixture Type	Notes

SPECIFICATION SUMMARY

Category	Specification	Data
Category Performance	Wattage	2X2: 40W 2X4: 50W
	Delivered Lumens	4,600 ~ 6,000lm
	Lumen Efficacy	115-200lm/W
	Color Temperature	3500K / 4000K / 5000K (Selectable)
	CRI (Ra)	82+
Electrical	Input Voltage	AC120-277V / 347-480V
	Dimming	0-10V
	Power Factor	>0.995
Physical	Housing	Aluminum
	Lens Option	Milky, Clear, No lens
	Operation Temperature	-22°F to 104°F
	IP Rating	IP 20
	Mounting Options	Recessed / Surface
	Dimensions	2x2: 23.74" × 23.74" × 2.76" 2x4: 47.76" × 23.74" × 2.76"

LIFESPAN AND WARRANTY

Rated Life	50,000 Hrs
Warranty	5 Years
Certification	UL, cUL

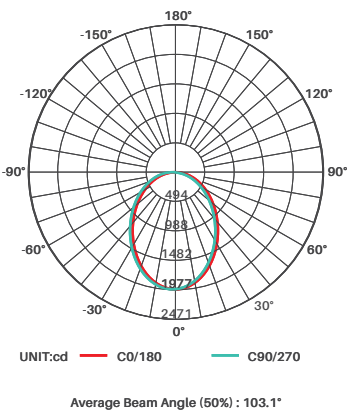
CERTIFICATION



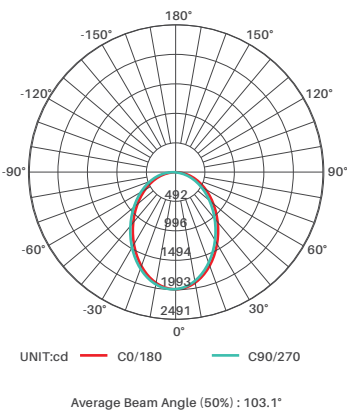
TL201 LED SLIM TROFFER

PHOTOMETRY

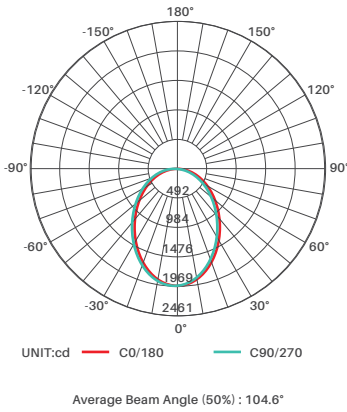
TL201-22025U-50



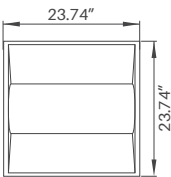
TL201-22040U-50




TL201-22050U-50



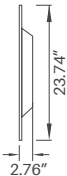
DIMENSION



40W



50W



PERFORMANCE DATA

2x2 PRODUCT CODE	WATTS	lm/W	DELIVERED LUMENS	INPUT VOLTAGE	CRI (Ra)	CCT
SR201	40W	115-120	4,600-4,800	AC120-277V	82	3500K / 4000K / 5000K (Selectable)

2x4 PRODUCT CODE	WATTS	lm/W	DELIVERED LUMENS	INPUT VOLTAGE	CRI (Ra)	CCT
SR201	50W	115-120	5,750-6,000	AC120-277V	82	3500K / 4000K / 5000K (Selectable)

TL201 LED SLIM TROFFER

ORDERING INFORMATION

TL201							
Series SKU	Size	Wattage	Dimming	Input Voltage	CCT	Lens	Accessories (Optional)
TL201	22: 2'x2'	040: 40W	DV: 0-10V Dim	U: 120-277V H: 340-480V	CT: CCT Selectable (3500/4000/5000K)	C: Clear M: Milky *Leave blank if not specified	EM: Emergency Battery OS: Occupancy Sensor
	24: 2'x4'	050: 50W					

Example: TL201-22040DVU-CTC
Lead times will vary depending on options selected.
Consult with your sales representative.

MISCELLANEOUS

CONSTRUCTION:
INSTALLATION:
OPTICS:
LISTINGS:
ELECTRICAL:
GOVERNMENT PROCUREMENT:

NOTE