



LS301 LINEAR STRIP LIGHT

The LS301 Linear Strip Light combines cost-effective design with energy-efficient performance, making it a practical lighting solution for various commercial applications. Featuring a low-brightness extruded PC lens, it ensures reliable operation while maintaining a sleek appearance. This high-performance LED utility strip fixture delivers exceptional uniformity, outstanding efficiency, and reduced glare, providing both functionality and visual comfort in commercial ceiling installations.

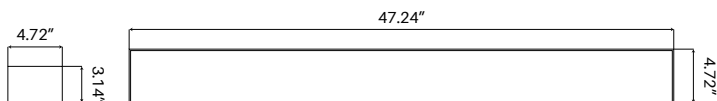
APPLICATIONS

- Storage Rooms
- Offices
- Conference Rooms
- Retail
- Reception areas
- Hallways
- Industrial Facilities

FEATURES

- Optical lens assembly delivers unique beam angles and reduces glare
- Replaces 2' and 4' (2~4) T8 or (2) T5HO fluorescent lighting fixtures
- Surge-protected
- Emergency backup battery compatible
- Polycarbonate lens to ensure brightness control and balanced light distribution
- 0-10V dimming standard

DIMENSIONS



Product	
Catalog No.	
Fixture Type	Notes

SPECIFICATION SUMMARY

Category	Specification	Data
Category Performance	Wattage	40 / 46W (Selectable)
	Delivered Lumens	5,400 ~ 6,210lm
	Lumen Efficacy	135lm/W
	Color Temperature	4000K, 5000K
	CRI (Ra)	80+ / 90+
Electrical	Input Voltage	AC120-277V
	Dimming	0-10V Standard
	Power Factor	>0.9
Physical	Housing	Aluminum
	Beam Angle	110°
	Operation Temperature	-4°F to 122°F
	IP Rating	IP20
	Mounting Options	Chain / Surface
	Dimensions	47.25"x4.72"x2.48"

LIFESPAN AND WARRANTY

Rated Life	50,000 Hrs
Warranty	5 Years
Certification	cUL, FCC

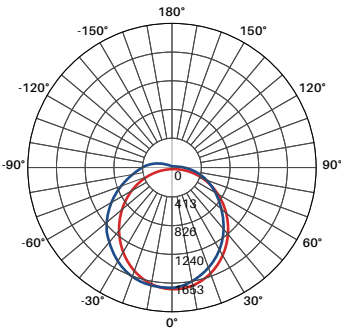
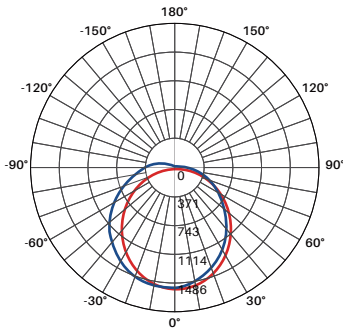
CERTIFICATION



LS301 LINEAR STRIP LIGHT

PHOTOMETRY

LS301



Distribution Curve
C-plane — C0/180 — C90/270

Category	Details (C0°)	
Luminaire	4000K	4000K
Input Voltage(VAC)	120-277	120-277
Power (W)	35.05	39.43
Delivered Lumen(Lm)	3920.0	3920.0
Efficacy(Lm/W)	140	138
Beam Angle	H109.3 V118.7	H109.3 V118.7
Power Factor(PF)	>0.92	>0.92
Color Rendering Index(CRI)	>82	>82

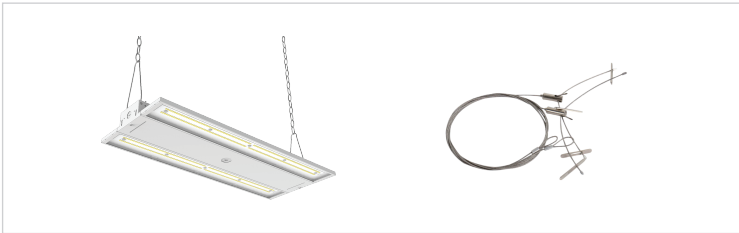
Lorem ipsum

PERFORMANCE DATA

4'	PRODUCT CODE	WATTS	lm/W	DELIVERED LUMENS	Input Voltage	CRI (Ra)	CCT
	LS301	40 / 46W (Selectable)	135	5,400-6,210	AC120-277V	80	4,000/5,000K (Optional)

LS301 LINEAR STRIP LIGHT

MOUNTING OPTIONS



Chain Mount



Surface Mount

Accessories



Microwave Sensor



Emergency Backup Battery

ORDERING INFORMATION

LS301							
Series SKU	Wattage	Dimming	CRI	Voltage	CCT	Mounting (Optional)	Accessories (Optional)
LS301	040: 40/46W (Selectable)	DV:0-10V Dim	M: 80 H: 90	U:120-277V	40: 4000K 50: 5000K	SM: Surface Mount CM: Chain Mount	EM: Emergency Battery

Example: LS301-040DVMU-40SMEM
Lead times will vary depending on options selected.
Consult with your sales representative.

MISCELLANEOUS

CONSTRUCTION:
INSTALLATION:
OPTICS:
LISTINGS:
ELECTRICAL:
GOVERNMENT PROCUREMENT:

NOTE