



LS302 LED LINEAR STRIP LIGHT

The LS302 Linear Strip Light combines cost-effective design with energy-efficient performance, making it a reliable choice for commercial applications. Designed with a low-brightness extruded PC lens, it ensures dependable operation while maintaining a sleek and modern appearance. This cost-effective LED utility wrap fixture delivers high uniformity, superior efficiency, and reduced glare, providing optimal illumination for commercial ceiling installations.

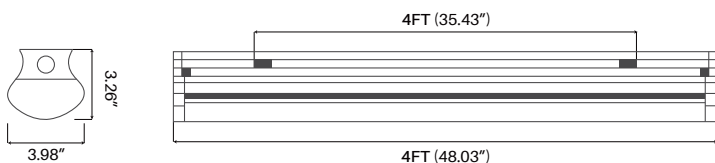
APPLICATIONS

- Storage Rooms
- Offices
- Conference Rooms
- Retail
- Reception areas
- Hallways
- Industrial Facilities

FEATURES

- CCT & Wattage selectable
- Replaces 2' and 4' (2~4) T8 or (2) T5HO fluorescent lighting fixtures
- 0-10V dimming standard
- Polycarbonate lens to ensure brightness control and balanced light distribution
- Emergency backup battery module compatible

DIMENSIONS



Product	
Catalog No.	
Fixture Type	Notes

SPECIFICATION SUMMARY

Category	Specification	Data
Category Performance	Wattage	10/15/20W (Selectable) 20/30/40W (Selectable) 40/60/80W (Selectable)
	Delivered Lumens	2,600~10,400lm
	Lumen Efficacy	~130lm/W
	Color Temperature	3000/3500/4000/4500/5000K (Selectable)
	CRI (Ra)	>82
	Lens Option	Frost
Electrical	Input Voltage	AC120-277V / 347-480V
	Dimming	0-10V
	Power Factor	>0.98
Physical	Housing	Aluminum
	Operation Temperature	-22°F to 104°F
	IP Rating	IP20
	Mounting Options	Pendant / Surface

LIFESPAN AND WARRANTY

Rated Life	50,000 Hrs
Warranty	5 Years
Certification	UL, cUL, DLC Premium, FCC

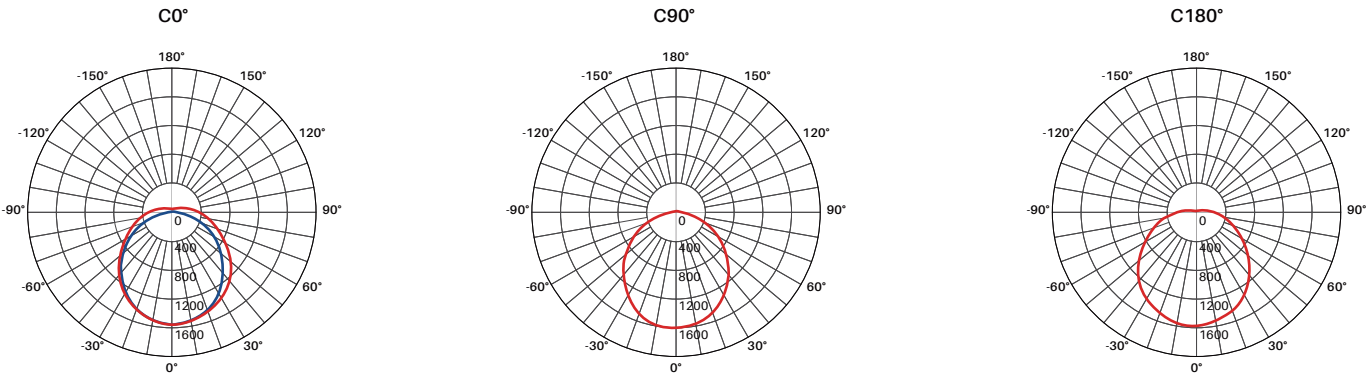
CERTIFICATION



LS302 LED LINEAR STRIP LIGHT

PHOTOMETRY

LS302-04



Distribution Curve
C-plane — C0/180 — C90/270

Summary

Category	Details (C0°)
Luminous Flux	5330 lm
Luminous Efficacy	130 lm/W
Power Consumption	41 W
Peak Intensity	1,605.1 cd
Light Distribution	Symmetric, downward
Beam Spread Pattern	Wide beam
CCT (Color Temp.)	3500K
Recommended Height	8.2 ft ~ 13.1 ft

PERFORMANCE DATA

2'	PRODUCT CODE	WATTS	lm/W	DELIVERED LUMENS	INPUT VOLTAGE	CRI (Ra)	CCT
	LS302-02	10/15/20W (Selectable)	130	2,600lm	AC120-277V	82	3000/3500/4000/4500/5000K (Selectable)

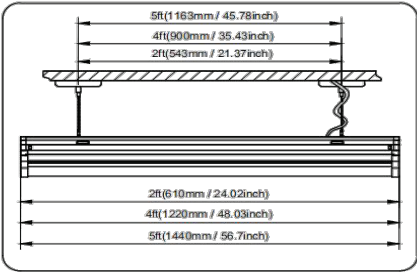
4'	PRODUCT CODE	WATTS	lm/W	DELIVERED LUMENS	INPUT VOLTAGE	CRI (Ra)	CCT
	LS302-04	20/30/40W (Selectable)	130	5,200lm	AC120-277V	82	3000/3500/4000/4500/5000K (Selectable)

8'	PRODUCT CODE	WATTS	lm/W	DELIVERED LUMENS	INPUT VOLTAGE	CRI (Ra)	CCT
	LS302-08	40/60/80W (Selectable)	130	10,400lm	AC120-277V	82	3000/3500/4000/4500/5000K (Selectable)

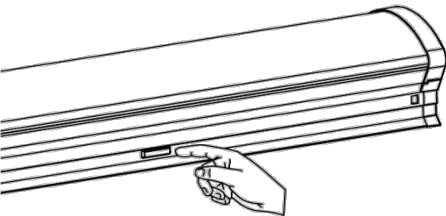
LS302 LED LINEAR STRIP LIGHT

INSTALLATION

■ Installation Dimension (suspended)

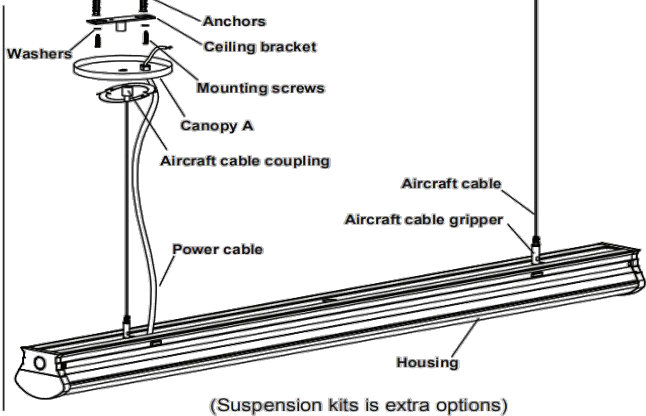



■ Installation

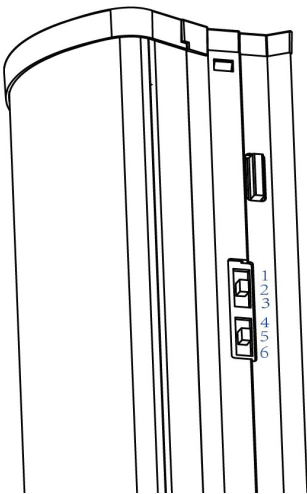


Click the button to detach the fixture

■ Installation Dimension (surface mounted)



COLOR AND WATTAGE TUNABLE SWITCH



The switch is located on the side of the fixture.

WD464GLM02012BKKD1W

3500K
4000K
5000K

- 1, TOP position = 3500K
- 2, MIDDLE position = 4000K
- 3, BOTTOM position = 5000K

30W
25W
20W

- 4, TOP position = 30W
- 5, MIDDLE position = 25W
- 6, BOTTOM position = 20W

WD464GLM03214BKKD1W

1	3500K
2	4000K
3	5000K

4	45W
5	40W
6	32W

Easily change the colour temperature and wattage with the flip of a switch.

LS302 LED LINEAR STRIP LIGHT

MOUNTING OPTIONS



Surface Mount

ACCESSORIES



Emergency Backup Battery



Occupancy Motion Sensor

ORDERING INFORMATION

LS302							
Series SKU	Size	Wattage	CRI	Voltage	CCT	LENS	Accessories (Optional)
LS302	02: 2ft 04: 4ft 08: 8ft	020: 10/15/20W (Selectable) 040: 20/30/40W (Selectable) 080: 40/60/80W (Selectable)	M: 80 H: 90	U: 120-277V H: 347-480V	CT: CCT Selectable (3000/3500/4000/ 4500/5000K)	C: Clear M: Milky lens (perforation cover) L: Louver *Leave blank if not specified	EM: Emergency Battery OS: Occupancy Sensor

Example: LS302-04040MU-CTC
Lead times will vary depending on options selected.
Consult with your sales representative.

MISCELLANEOUS

CONSTRUCTION:
INSTALLATION:
OPTICS:
LISTINGS:
ELECTRICAL:
GOVERNMENT PROCUREMENT:

NOTE