


Kahoot!


Kahoot! Instructions

Kahoot! is an interactive online quiz platform that you may use during class to engage the students and boost retention of important concepts. You can create a free account for up to 10 participants or purchase your own paid account if you'd like to have more participants.

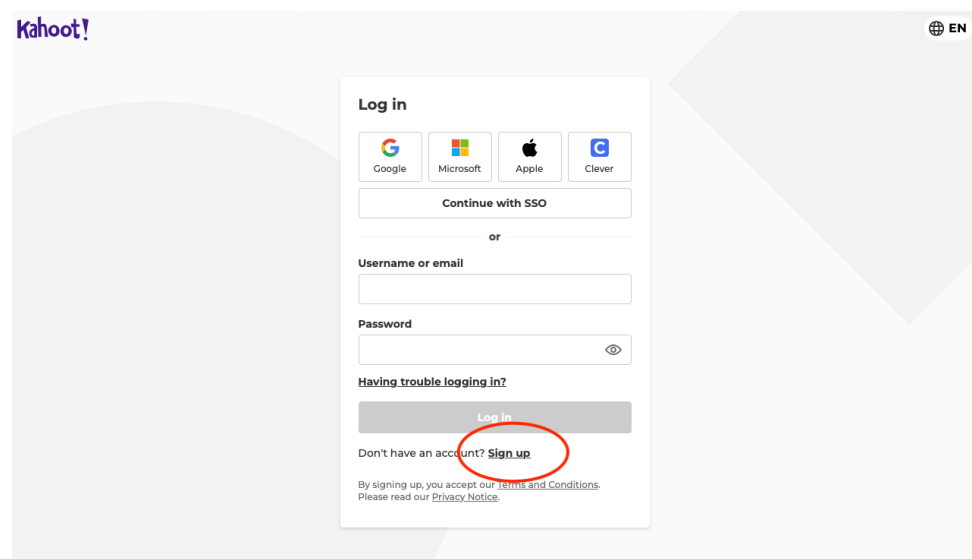
Initial Setup

Create your account using our special ESC Invite link that is tied directly to our account.

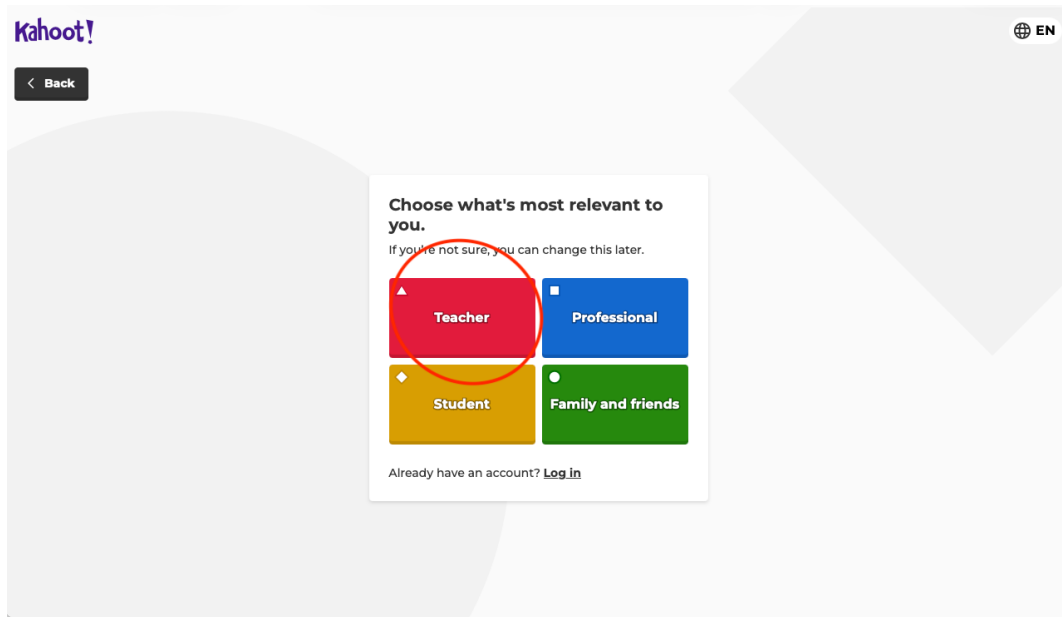
 **PEVO:** <https://create.kahoot.it/groups/d0c11b50-1ab8-46d2-adf4-3fda31f36fb2/join?inviteCode=fidnlv7dmrlgh2kukb6qctooiann0mg76f4a59emrg9d6qam29fs2h7g33b11uvvjd2rc7dt72bs>

 **Flagger:** <https://create.kahoot.it/groups/6da6edf8-32a3-47f2-9088-f0b8e0f844a7/join?inviteCode=6c01ohpp8g0hu81qoukf9smlqrid9pbcq7bnlnd6chhu6nd0f6oksg7kib4h6r7s9t35n9t2jkcb>

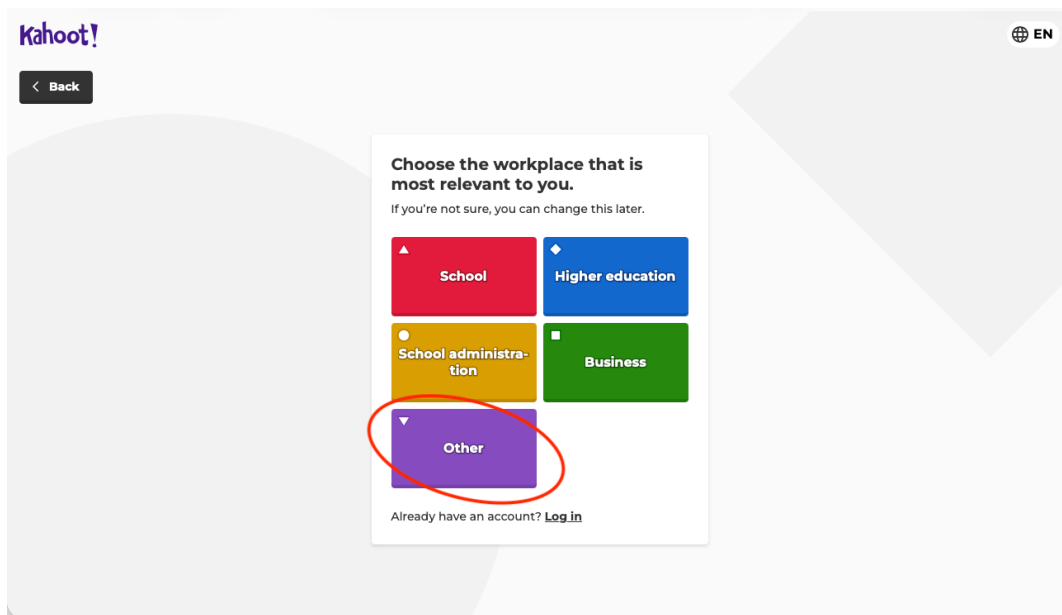
1. If you already have an account you can login, otherwise, click **Sign up** to create a new account.



2. When asked what account type, select **Teacher**.



3. When asked type of workplace, select **Other**



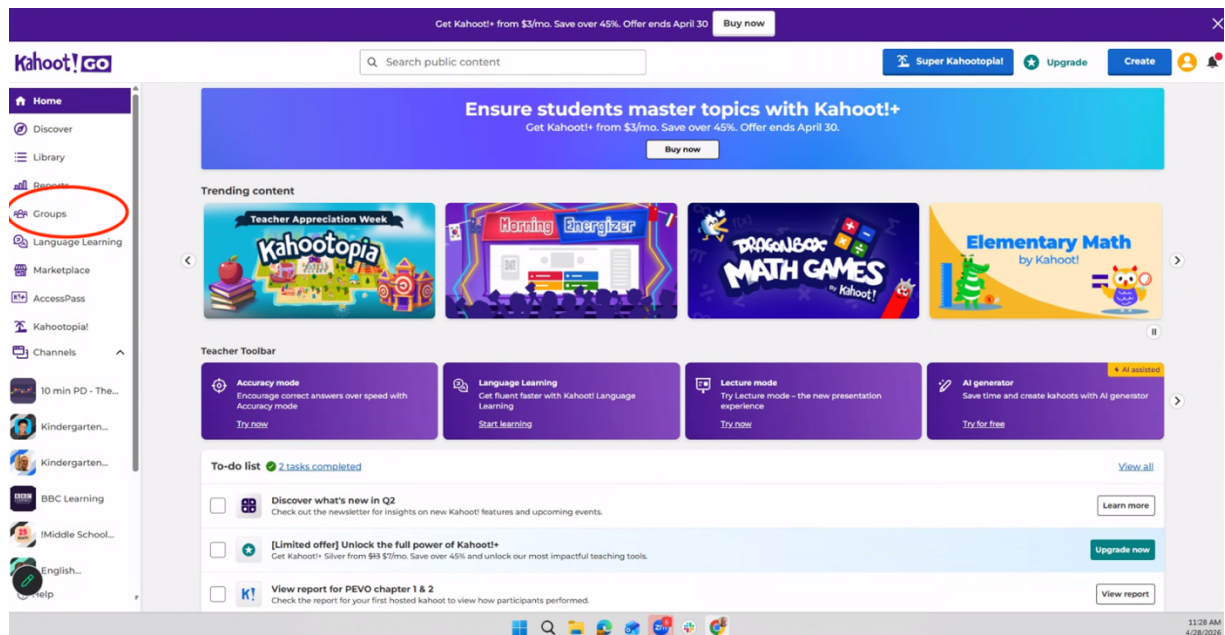
Login Link

Once you've created an account, you can use the link below to login. We recommend bookmarking this link in your web browser so that you always have it handy when you're ready to play.

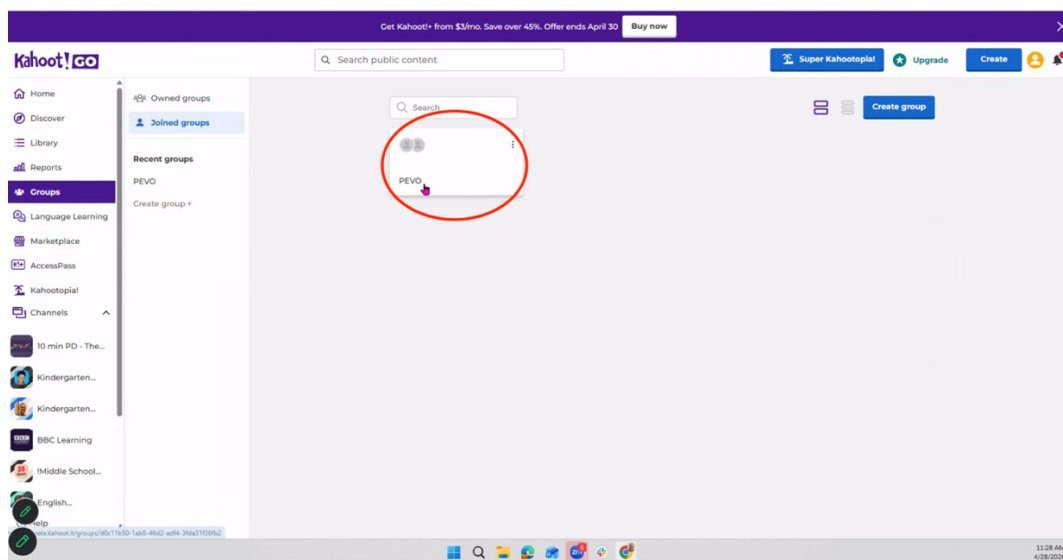
 **Login Link:** <https://create.kahoot.it/auth/login?next=%2Fgroups>

Starting a new Kahoot!

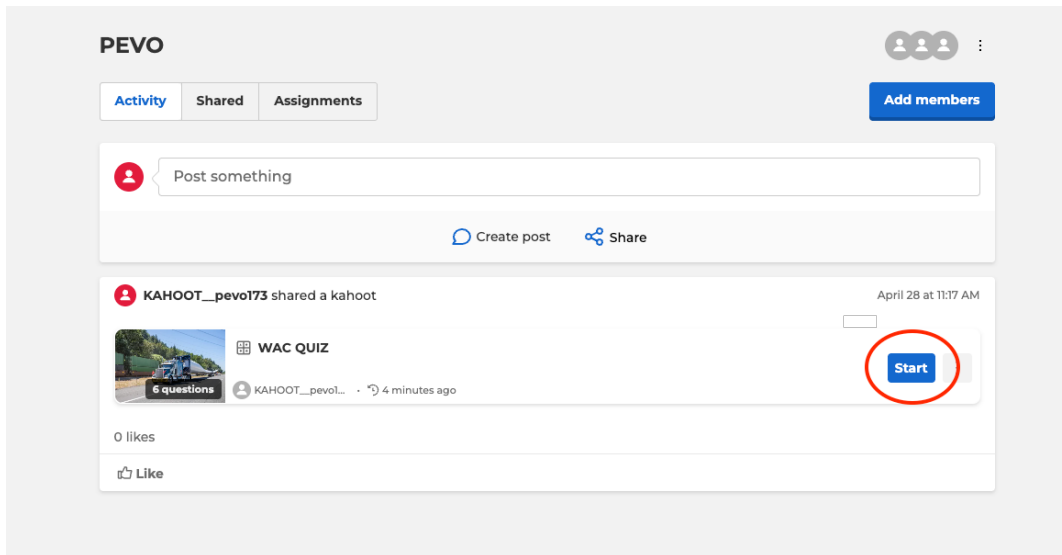
1. From the Home screen, select **Groups** from the left side menu:



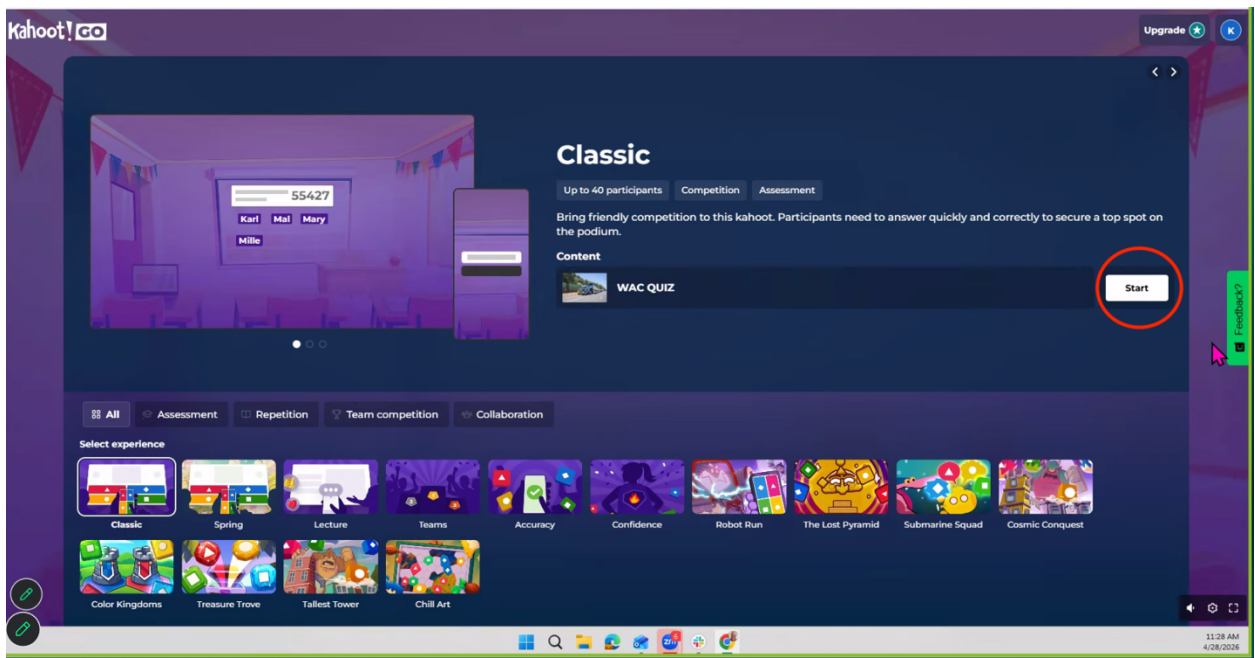
2. From the Groups page, select the group for the **correct** program:



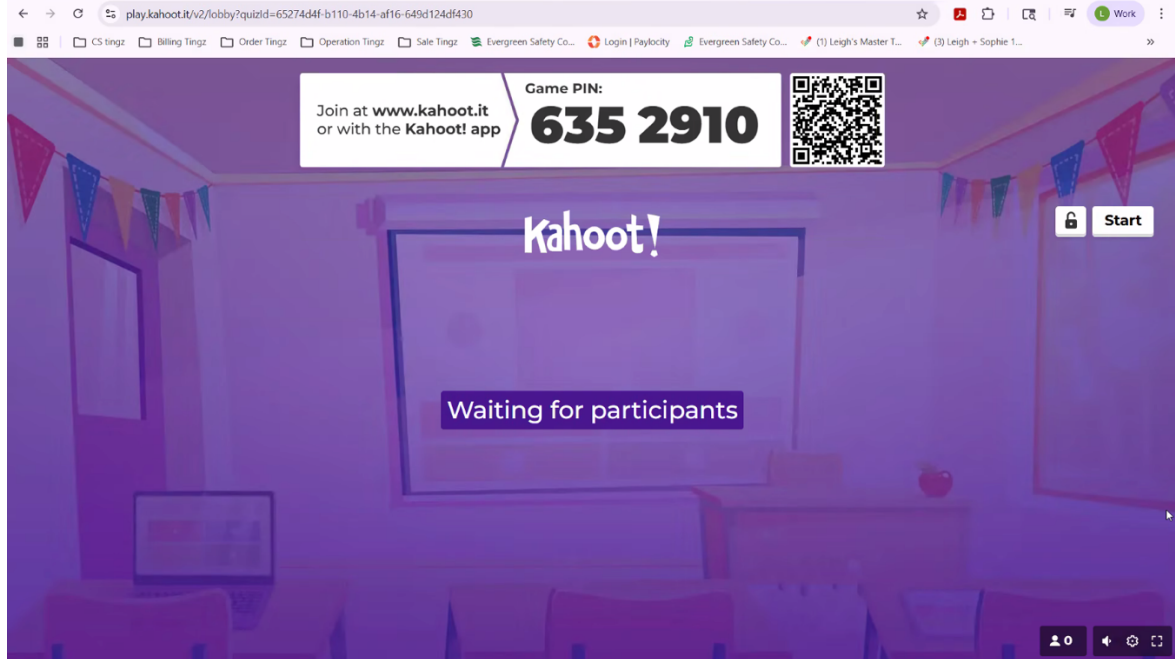
3. Click **Start** on the Kahoot you'd like to play:



4. Choose the **Classic Experience** (if not selected by default), then click start to launch the game.



5. **Display or screenshare the next screen** and let the students know they can now join the game.



Zoom Class Version: Kahoot will launch within the Zoom app and should see a pop-up to join on their screen. Students can also scan the QR Code with their phone to join.

In-Person Class Version: Students will need to scan the QR code or go use the link below to go to the Kahoot website and enter the game pin.

 **Student link to enter game pin:**

https://kahoot.it/?deviceId=T61pf5_NODzaWxfAdVPieA&sessionId=1777409298216

Questions?

Call or email Manny!

- **Phone:** 425-814-3868
- **Email:** esc@esc.org

You can also schedule a time with Manny to have him help get your account set up using the link below.

 **Schedule with Manny:** <http://calendly.com/manuelm-evergreensafety>