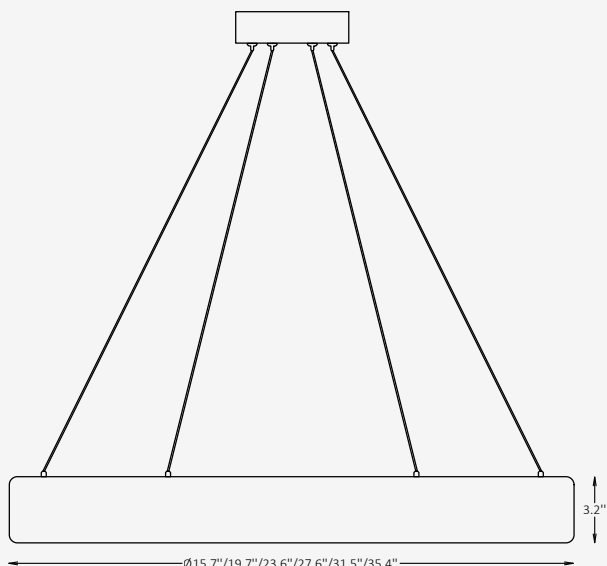




GENERAL INFORMATION


The CIRQA S pendant is a sculptural luminaire handcrafted from natural alabaster, offering a refined balance of elegance and functionality. Designed for residential and hospitality applications, its minimalist ring form provides soft, symmetrical illumination with a warm, ambient glow. Available in a range of sizes and CCTs, CIRQA S delivers high-performance output with discreet integral 0-10V dimming. Suspended by slender cables and paired with customizable canopy and cord finishes, it complements both modern and transitional interiors with timeless materiality and presence.



SPECIFICATIONS

Material	Alabaster
Lens	N/A
Diameter	15.7" / 19.7" / 23.6" / 27.6" / 31.5" / 35.4"
Profile Height	3.2"
Input Voltage	110-277V, 50-60 Hz
Light Source Type	LED
Power	25W / 32W / 38W / 44W / 50W / 57W
LED Output	120 lm/W
CCT	2700K / 3000K / 4000K
CRI	90
Dimming & Driver	Integral, 0-10V
Light Distribution	Symmetrical (360°)
IP Rating	IP 20
Finishes	7 RAL standard finishes 12 metallic finishes
Warranty	5 years

OTHER VERSIONS AVAILABLE



CERTIFICATION





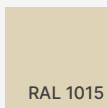

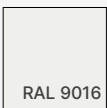

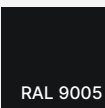
Ordering Information

Select one item from each category below. If your desired option is unavailable, please contact our team for support or custom solutions.

Code	Diameter / Wattage / Nominal Lumens		Profile Height
<input type="checkbox"/> CRQ-S Pendant	<input type="checkbox"/> 16 Ø 15.7" / 25 W / 3000 lm <input type="checkbox"/> 20 Ø 19.7" / 32 W / 3840 lm <input type="checkbox"/> 23 Ø 23.6" / 38 W / 4560 lm <input type="checkbox"/> 27 Ø 27.6" / 44 W / 5280 lm	<input type="checkbox"/> 31 Ø 31.5" / 50 W / 6000 lm <input type="checkbox"/> 35 Ø 35.4" / 57 W / 6840 lm <input type="checkbox"/> Cus Custom on request	<input type="checkbox"/> 3 3.2"
CCT	Light Distribution	Dimming	Canopy Finish Options
<input type="checkbox"/> 27 2700K <input type="checkbox"/> 30 3000K <input type="checkbox"/> 40 4000K	<input checked="" type="checkbox"/> SLD 360° symmetrical light distribution	<input type="checkbox"/> NN Non-Dimmable <input type="checkbox"/> DM 0-10V	<input type="checkbox"/> ST Standard <input type="checkbox"/> MC Metallic <input type="checkbox"/> Cus Custom on request
Cord Finish Options	Mounting	Cord Length	
<input type="checkbox"/> STV Standard Vinyl <input type="checkbox"/> DB Decorative Braided <input type="checkbox"/> Cus Custom on request	<input checked="" type="checkbox"/> SM Suspended-mounted	<input type="checkbox"/> L11 118" (adjustable) <input type="checkbox"/> Cus Custom on request	

Finishes

Standard finishes

 RAL 3012	 RAL 1001	 RAL 1015	 RAL 9010	 RAL 9016	 RAL 9003	 RAL 9005
---	--	--	--	--	--	--

RAL K7 CLASSIC COLORS

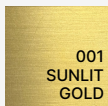
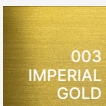
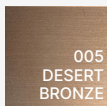
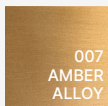
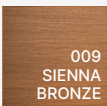
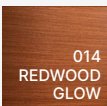
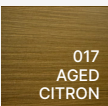

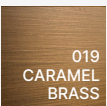
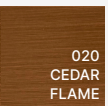

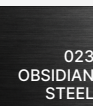
(80-95% GLOSS): RAL_ _ _ _

All RAL Classic colors are available with no setup fee.

On your specification submittal, choose your RAL color by entering the 4-digit RAL code (e.g., RAL 3003).





Metallic finishes

 001 SUNLIT GOLD	 003 IMPERIAL GOLD	 005 DESERT BRONZE	 007 AMBER ALLOY	 009 SIENNA BRONZE	 014 REDWOOD GLOW	 017 AGED CITRON	 018 ARCTIC STEEL	 019 CARAMEL BRASS	 020 CEDAR FLAME	 021 CHARRED OAK	 023 OBSIDIAN STEEL
--	---	---	---	---	--	---	---	---	---	---	--











Cord finishes

Standard Vinyl

 SVB BLACK	 SVW WHITE
---	--



Decorative Braided

 DBL BLACK	 DBW WHITE	 DBU BURGUNDY	 DBR RED	 DBG GRAY	 DBS SMOKY GRAY	 DBO ORANGE	 DBY YELLOW	 DBE PASTEL YELLOW	 DBI MILK
--	--	---	--	---	---	---	---	---	---

