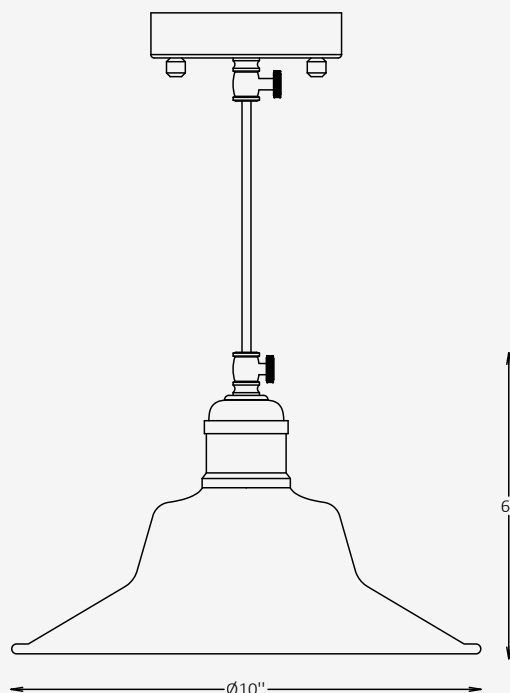




## GENERAL INFORMATION

The CALDA pendant embodies a blend of craftsmanship and contemporary form, featuring a smooth ceramic body paired with elegant brass detailing. Designed to cast a focused downward beam, it provides warm, inviting illumination perfect for dining spaces, lounges, and hospitality interiors. Available in a refined palette of matte finishes, CALDA delivers both visual comfort and decorative presence, celebrating timeless material quality and design simplicity.



## SPECIFICATIONS

Material	Ceramics, Brass
Diameter	10"
Height	6"
Input Voltage	110-277V, 50-60 Hz
Light Source Type	E26
Power	max. 60W
Light Distribution	Beam Down
IP Rating	IP 20
Warranty	1 year
Finishes	30 RAL finishes Unique finishes

## OTHER VERSIONS AVAILABLE



## CERTIFICATION



*Designed and produced by Pikart Lights*

## Ordering Information

Select one item from each category below. If your desired option is unavailable, please contact our team for support or custom solutions.


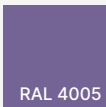
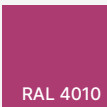






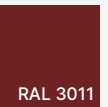
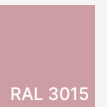





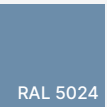
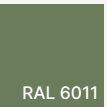
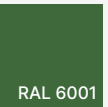
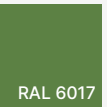
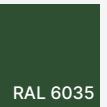

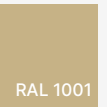
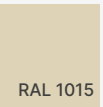
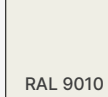
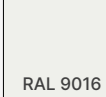
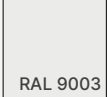

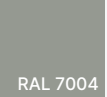

Code	Diameter Ø	Height	Material
<input checked="" type="checkbox"/> <b>CLD</b> Pendant	<input checked="" type="checkbox"/> <b>10</b> 10"	<input checked="" type="checkbox"/> <b>30</b> 30"	<input checked="" type="checkbox"/> <b>CB</b> Ceramics, Brass
Wattage	Light Distribution	Body Finish Option	Finish Type
<input checked="" type="checkbox"/> <b>60</b> max. 60 W	<input checked="" type="checkbox"/> <b>BD</b> Beam Down	<input type="checkbox"/> <b>ST</b> Standard	<input type="checkbox"/> <b>GL</b> Glossy
		<input type="checkbox"/> <b>UQ</b> Unique	<input type="checkbox"/> <b>MT</b> Matte
		<input type="checkbox"/> <b>Cus</b> Custom on request	<i>*Available only for RAL K7 Classic Colors</i>
Canopy Finish Option	Cord Finish Option		
<input type="checkbox"/> <b>ST</b> Standard	<input type="checkbox"/> <b>WH</b> White		
<input type="checkbox"/> <b>Cus</b> Custom on request	<input type="checkbox"/> <b>BL</b> Black		
	<input type="checkbox"/> <b>Cus</b> Custom on request		

## Finishes

### Unique finishes


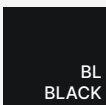


### Standard finishes

 RAL 4012	 RAL 4005	 RAL 4010	 RAL 1012	 RAL 1021	 RAL 2000	 RAL 2008	 RAL 2002	 RAL 3003	 RAL 3011	 RAL 3015	 RAL 3014
 RAL 3017	 RAL 3018	 RAL 5007	 RAL 5019	 RAL 5024	 RAL 6011	 RAL 6001	 RAL 6017	 RAL 6035	 RAL 3012	 RAL 1001	 RAL 1015
 RAL 9010	 RAL 9016	 RAL 9003	 RAL 9022	 RAL 7004	 RAL 9005	<b>RAL K7 CLASSIC COLORS</b> <b>(80-95% GLOSS): RAL _ _ _ _</b>  All RAL Classic colors are available with no setup fee.  On your specification submittal, choose your RAL color by entering the 4-digit RAL code (e.g., RAL 3003).					



### Cord finishes

 WH WHITE	 BL BLACK
--	---