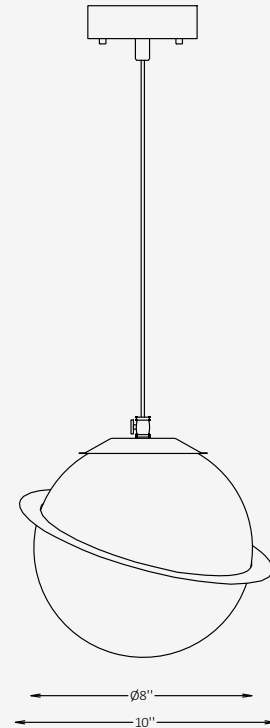




GENERAL INFORMATION

The POLY pendant features a frosted glass sphere encircled by a refined brass accent, creating a perfect balance of geometry and light. Emitting a soft 360° glow, it enhances interiors with a sense of harmony and sophistication. Designed for versatility, POLY is ideal for dining areas, hospitality spaces, and contemporary residential environments.



SPECIFICATIONS

Material	Frosted Glass, Brass
Diameter	8"
Input Voltage	110-277V, 50-60 Hz
Light Source Type	E26
Power	max. 60W
Light Distribution	360° Beam
IP Rating	IP 20
Warranty	1 year
Finishes	30 RAL finishes Metalic finishes

OTHER VERSIONS AVAILABLE



CERTIFICATION



Designed and produced by Pikart Lights


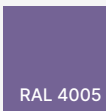
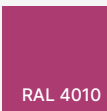






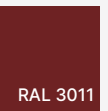
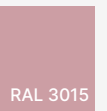


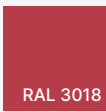
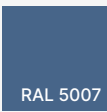

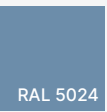
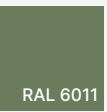
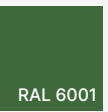
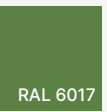
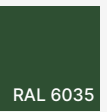

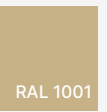
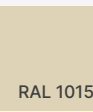

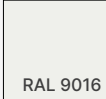
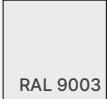

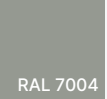
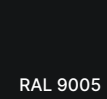
Ordering Information

Select one item from each category below. If your desired option is unavailable, please contact our team for support or custom solutions.

Code	Diameter Ø	Material	Wattage
<input checked="" type="checkbox"/> PLY Pendant	<input checked="" type="checkbox"/> 8 8"	<input checked="" type="checkbox"/> FGB Frosted glass, Brass	<input checked="" type="checkbox"/> 60 max. 60 W
Light Distribution	Metal Ring Finish Option	Accent Metal Finish Option	Finish Type
<input checked="" type="checkbox"/> B36 360° Beam	<input type="checkbox"/> ST Standard <input type="checkbox"/> MC Metalic <input type="checkbox"/> Cus Custom on request	<input type="checkbox"/> ST Standard <input type="checkbox"/> MC Metalic <input type="checkbox"/> Cus Custom on request	<input type="checkbox"/> GL Glossy <input type="checkbox"/> MT Matte <i>*Available only for RAL K7 Classic Colors</i>
Canopy Finish Option	Cord Finish Option		
<input type="checkbox"/> ST Standard <input type="checkbox"/> MC Metalic <input type="checkbox"/> Cus Custom on request	<input type="checkbox"/> WH White <input type="checkbox"/> BL Black <input type="checkbox"/> Cus Custom on request		

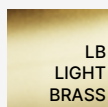
Finishes

Standard finishes

 RAL 4012	 RAL 4005	 RAL 4010	 RAL 1012	 RAL 1021	 RAL 2000	 RAL 2008	 RAL 2002	 RAL 3003	 RAL 3011	 RAL 3015	 RAL 3014
 RAL 3017	 RAL 3018	 RAL 5007	 RAL 5019	 RAL 5024	 RAL 6011	 RAL 6001	 RAL 6017	 RAL 6035	 RAL 3012	 RAL 1001	 RAL 1015
 RAL 9010	 RAL 9016	 RAL 9003	 RAL 9022	 RAL 7004	 RAL 9005	<p>RAL K7 CLASSIC COLORS (80-95% GLOSS): RAL _ _ _ _</p> <p>All RAL Classic colors are available with no setup fee.</p> <p>On your specification submittal, choose your RAL color by entering the 4-digit RAL code (e.g., RAL 3003).</p>					



Metallic finishes



Cord finishes

