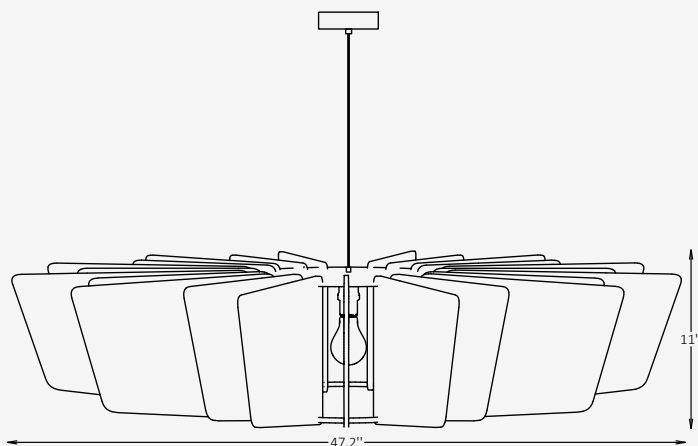




GENERAL INFORMATION

The WHISPA pendant merges sculptural form with acoustic functionality, designed to elevate ambient lighting while reducing noise in open spaces. Crafted from 100% P.E.T. felt, its distinctive fan-like geometry provides a bold visual impact and softens sound reflections. With a wide 200° beam angle, WHISPA delivers generous downward illumination, making it ideal for collaborative environments, hospitality settings, and contemporary interiors seeking both style and acoustic comfort.



SPECIFICATIONS

Material	Aluminum, 100% P.E.T. Felt
Lens	N/A
Diameter	47.2"
Height	11"
Input Voltage	110-277V, 50-60 Hz
Light Source Type	E26
Power	max. 20W
Light Distribution	200° (Wide Beam)
Appliance Class	I
IP Rating	IP 20
Finishes	38 acoustic fiber finishes
Warranty	5 years

OTHER VERSIONS AVAILABLE



CERTIFICATION



Ordering Information

Select one item from each category below. If your desired option is unavailable, please contact our team for support or custom solutions.

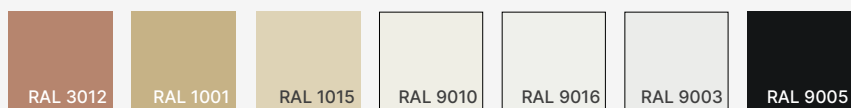
Code	Diameter Ø	Height	Wattage
<input checked="" type="checkbox"/> WSP Acoustic / Pendant	<input checked="" type="checkbox"/> 47 47.2"	<input checked="" type="checkbox"/> 11 11"	<input checked="" type="checkbox"/> 20 max. 20 W
Light Distribution	Acoustic Fiber Finish Option	Canopy Finish Option	Cord Finish Option
<input checked="" type="checkbox"/> WB 200° (Wide Beam)	<input type="checkbox"/> AF Acoustic fibers	<input type="checkbox"/> ST Standard	<input type="checkbox"/> SVW White <input type="checkbox"/> SVB Black <input type="checkbox"/> SVT Transparent

Finishes

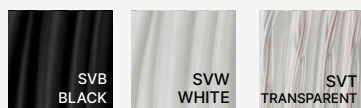
Acoustic fiber finishes



Standard finishes



Cord finishes



RAL K7 CLASSIC COLORS (80-95% GLOSS): RAL _ _ _ _

All RAL Classic colors are available with no setup fee.

On your specification submittal, choose your RAL color by entering the 4-digit RAL code (e.g., RAL 3003).



Photometric Data

