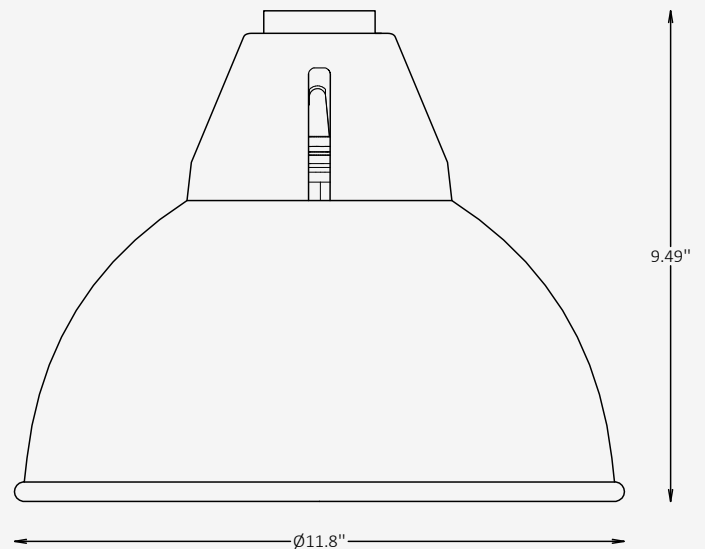




## GENERAL INFORMATION


ALIRA is a modular catenary lighting system engineered for architectural outdoor environments. Designed to be suspended along tensioned steel cables, the system provides a flexible and visually lightweight solution for illuminating streetscapes, courtyards, plazas, and pedestrian zones. Each luminaire features precision-formed construction with a frosted acrylic diffuser, delivering controlled and uniform illumination with multiple distribution options including spot, medium, and flood. With IP65 protection, integrated 0–10V dimming capability, and a range of lumen packages and CCT options, ALIRA combines performance, adaptability, and refined design to meet the demands of contemporary exterior lighting projects.



## SPECIFICATIONS

Material	Stainless steel + Acrylic
Diffuser	Acrylic, Frosted
Diameter	11.8"
Height	9.49"
Light Source Type	LED
Power	15W / 20W / 30W
Input Voltage	110–277V, 50–60 Hz
LED Output	80 lm/W
CCT	2200K / 2700K / 3000K / 4000K / 5000K
CRI	90
Dimming & Driver	Integral, 0–10V
Light Distribution	Spot / Medium / Flood
IP Rating	IP 65
Warranty	5 years
Finishes	28 standard finishes 8 wood-effect finishes 12 metallic finishes Custom on request*

## OTHER VERSIONS AVAILABLE



## CERTIFICATION



### Important:

Catenary steel wire rope and all associated installation hardware/ accessories—including anchors, fittings, tensioning/turnbuckles, and attachment hardware are not included and shall be provided by others.

Project

Notes


## Ordering Information

Select one item from each category below. If your desired option is unavailable, please contact our team for support or custom solutions.

Code	Diameter Ø	Height	Material
<input checked="" type="checkbox"/> <b>ALR</b> Catenary System	<input type="checkbox"/> <b>11</b> 11.8" <input type="checkbox"/> <b>Cus</b> Custom on request	<input type="checkbox"/> <b>9</b> 9.49" <input type="checkbox"/> <b>Cus</b> Custom on request	<input checked="" type="checkbox"/> <b>SS</b> Stainless steel
CCT	Wattage / Lumens	Light Distribution	Dimming
<input type="checkbox"/> <b>22</b> 2200K	<input type="checkbox"/> <b>12</b> 15 W / 1200 lm	<input type="checkbox"/> <b>SP</b> Spot (20°)	<input type="checkbox"/> <b>NN</b> Non-Dimmable
<input type="checkbox"/> <b>30</b> 3000K	<input type="checkbox"/> <b>16</b> 20 W / 1600 lm	<input type="checkbox"/> <b>MD</b> Medium (25°)	<input type="checkbox"/> <b>DM</b> 0-10V
<input type="checkbox"/> <b>35</b> 3500K	<input type="checkbox"/> <b>24</b> 30 W / 2400 lm	<input type="checkbox"/> <b>FL</b> Flood (45°)	
<input type="checkbox"/> <b>40</b> 4000K	<input type="checkbox"/> <b>Cus</b> Custom on request	<input type="checkbox"/> <b>Cus</b> Custom on request	
<input type="checkbox"/> <b>50</b> 5000K			
<input type="checkbox"/> <b>Cus</b> Custom on request			
Metal Accent Finish Option	Shade Finish Option	Electrical Cable Finish Option	
<input type="checkbox"/> <b>ST</b> Standard	<input type="checkbox"/> <b>ST</b> Standard	<input checked="" type="checkbox"/> <b>BL</b> Black	
<input type="checkbox"/> <b>WE</b> Wood effect	<input type="checkbox"/> <b>WE</b> Wood effect		
<input type="checkbox"/> <b>MC</b> Metallic	<input type="checkbox"/> <b>MC</b> Metallic		
<input type="checkbox"/> <b>Cus</b> Custom on request	<input type="checkbox"/> <b>Cus</b> Custom on request		

# Finishes

## Standard finishes



## Wood-effect finishes



## Metallic finishes



**RAL K7 CLASSIC COLORS (80-95% GLOSS): RAL\_ \_ \_ \_**

All RAL Classic colors are available with no setup fee.

On your specification submittal, choose your RAL color by entering the 4-digit RAL code (e.g., RAL 3003).

