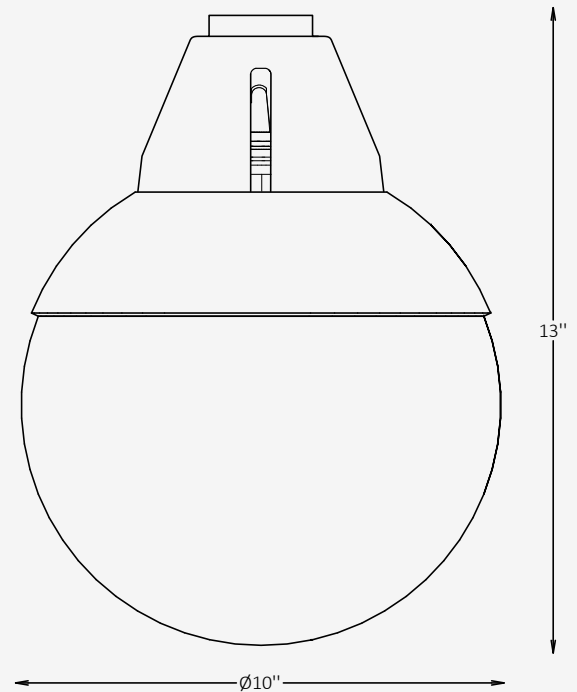




## GENERAL INFORMATION


AVERO is an outdoor catenary lighting system designed to deliver balanced illumination and architectural character across contemporary exterior spaces. Suspended along tensioned steel cables, it offers a flexible solution for plazas, pedestrian zones, courtyards, and mixed-use developments. The compact housing is paired with a frosted acrylic diffuser, providing uniform 360° symmetrical light distribution while maintaining a clean, modern silhouette. Engineered for durability, AVERO features IP65 protection, integrated LED technology, and multiple power and CCT options to adapt to a variety of project requirements.



## SPECIFICATIONS

Material	Stainless steel + Acrylic
Diffuser	Acrylic, Frosted
Diameter	10"
Height	13"
Light Source Type	LED
Power	15W / 20W / 30W
Input Voltage	110-277V, 50-60 Hz
LED Output	80 lm/W
CCT	2200K / 2700K / 3000K / 4000K / 5000K
CRI	90
Dimming & Driver	Integral, 0-10V
Light Distribution	360° symmetrical light distribution
IP Rating	IP 65
Warranty	5 years
Finishes	28 standard finishes 8 wood-effect finishes 12 metallic finishes Custom on request*

## OTHER VERSIONS AVAILABLE



### Important:

Catenary steel wire rope and all associated installation hardware/ accessories—including anchors, fittings, tensioning/turnbuckles, and attachment hardware are not included and shall be provided by others.

## CERTIFICATION



Project

Notes

## Ordering Information

Select one item from each category below. If your desired option is unavailable, please contact our team for support or custom solutions.


Code	Diameter Ø	Height	Material
<input checked="" type="checkbox"/> <b>AVO</b> Catenary System	<input type="checkbox"/> <b>10</b> 10"	<input type="checkbox"/> <b>13</b> 13"	<input type="checkbox"/> <b>SSA</b> Stainless steel + Acrylic
	<input type="checkbox"/> <b>Cus</b> Custom on request	<input type="checkbox"/> <b>Cus</b> Custom on request	<input type="checkbox"/> <b>Cus</b> Custom on request
CCT	Wattage / Lumens	Light Distribution	Dimming
<input type="checkbox"/> <b>22</b> 2200K	<input type="checkbox"/> <b>15</b> 15 W / 1200 lm	<input checked="" type="checkbox"/> <b>LD36</b> 360° symmetrical light distribution	<input type="checkbox"/> <b>NN</b> Non-Dimmable
<input type="checkbox"/> <b>30</b> 3000K	<input type="checkbox"/> <b>20</b> 20 W / 1600 lm		<input type="checkbox"/> <b>DM</b> 0-10V
<input type="checkbox"/> <b>35</b> 3500K	<input type="checkbox"/> <b>30</b> 30 W / 2400 lm		
<input type="checkbox"/> <b>40</b> 4000K	<input type="checkbox"/> <b>Cus</b> Custom on request		
<input type="checkbox"/> <b>50</b> 5000K			
<input type="checkbox"/> <b>Cus</b> Custom on request			
Metal Accent Finish Option	Shade Finish Option	Electrical Cable Finish Option	
<input type="checkbox"/> <b>ST</b> Standard	<input type="checkbox"/> <b>ST</b> Standard	<input checked="" type="checkbox"/> <b>BL</b> Black	
<input type="checkbox"/> <b>WE</b> Wood effect	<input type="checkbox"/> <b>WE</b> Wood effect		
<input type="checkbox"/> <b>MC</b> Metallic	<input type="checkbox"/> <b>MC</b> Metallic		
<input type="checkbox"/> <b>Cus</b> Custom on request	<input type="checkbox"/> <b>Cus</b> Custom on request		

Project

Notes

# Finishes

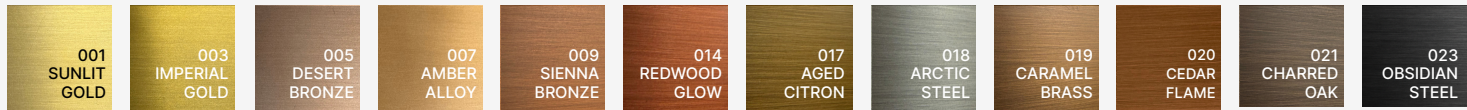
## Standard finishes



## Wood-effect finishes



## Metallic finishes



**RAL K7 CLASSIC COLORS (80-95% GLOSS): RAL\_ \_ \_ \_**

All RAL Classic colors are available with no setup fee.

On your specification submittal, choose your RAL color by entering the 4-digit RAL code (e.g., RAL 3003).

