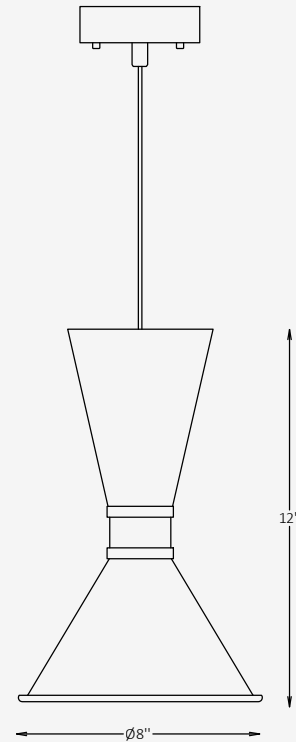




## GENERAL INFORMATION

The DUALIGHT pendant combines refined form and balanced contrast, featuring a sculpted aluminum and brass body that defines contemporary elegance. Its downward-directed beam creates focused, ambient illumination ideal for dining, hospitality, and lounge spaces. Designed with precision and crafted in durable finishes, DUALIGHT merges functional performance with timeless aesthetic appeal.



## SPECIFICATIONS

|                    |   |
|--------------------|---|
| Material           | Aluminum, Brass   |
| Diameter           | 8"  |
| Height             | 12"   |
| Input Voltage      | 110-277V, 50-60 Hz  |
| Light Source Type  | E26 (bulb not included)   |
| Power              | 1 x max. 60W  |
| Light Distribution | Beam Down   |
| IP Rating          | IP 20   |
| Warranty           | 1 year  |
| Finishes           | White / Black / White+Light Brass /<br>Black+Light Brass<br>26 RAL Finishes |

## OTHER VERSIONS AVAILABLE



## CERTIFICATION



*Designed and produced by Pikart Lights*

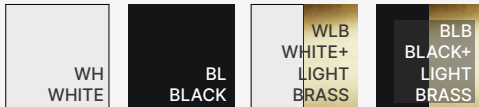
## Ordering Information

Select one item from each category below. If your desired option is unavailable, please contact our team for support or custom solutions.

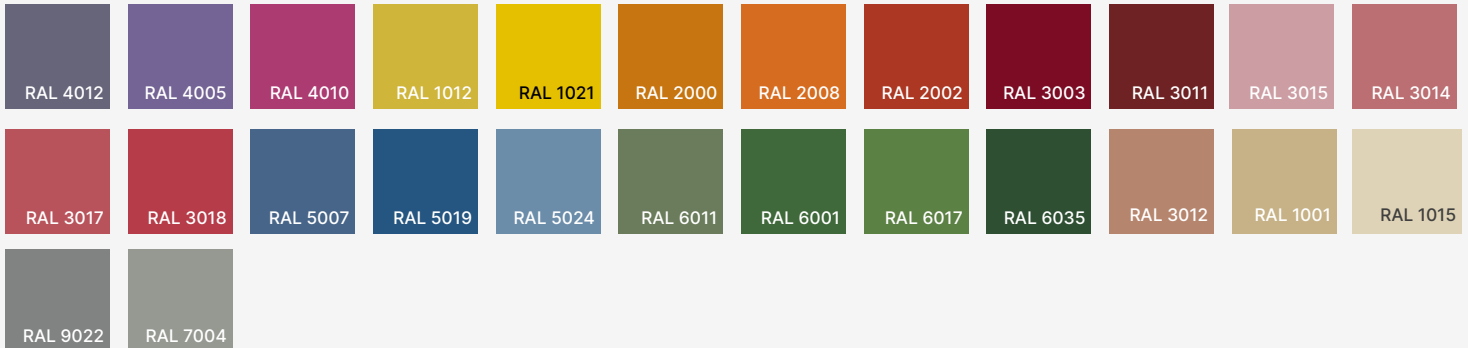
| Code   | Diameter Ø   | Height  | Material  |
|--|--|---|---|
| <input checked="" type="checkbox"/> <b>DLT</b><br>Pendant  | <input checked="" type="checkbox"/> <b>8</b><br>8"   | <input checked="" type="checkbox"/> <b>12</b><br>12"  | <input checked="" type="checkbox"/> <b>AB</b><br>Aluminum, Brass  |
| Wattage  | Light Distribution   | Upper Body Finish Option  | Lower Body Finish Option  |
| <input checked="" type="checkbox"/> <b>60</b><br>max. 60 W   | <input checked="" type="checkbox"/> <b>BD</b><br>Beam Down   | <input type="checkbox"/> <b>WH</b><br>White<br><input type="checkbox"/> <b>BL</b><br>Black<br><input type="checkbox"/> <b>WLB</b><br>White (upper) + Light Brass<br><input type="checkbox"/> <b>BLB</b><br>Black (upper) + Light Brass<br><input type="checkbox"/> <b>RAL</b><br>RAL finishes | <input type="checkbox"/> <b>WH</b><br>White<br><input type="checkbox"/> <b>BL</b><br>Black<br><input type="checkbox"/> <b>WLB</b><br>White + Light Brass (lower)<br><input type="checkbox"/> <b>BLB</b><br>Black + Light Brass (lower)<br><input type="checkbox"/> <b>RAL</b><br>RAL finishes |
| Metal Ring Finish Option   | Canopy Finish Option   | Finish Type*  | Cord Finish Option  |
| <input type="checkbox"/> <b>LB</b><br>Light Brass<br><input type="checkbox"/> <b>RAL</b><br>RAL finishes | <input type="checkbox"/> <b>LB</b><br>Light Brass<br><input type="checkbox"/> <b>RAL</b><br>RAL finishes | <input type="checkbox"/> <b>GL</b><br>Glossy<br><input type="checkbox"/> <b>MT</b><br>Matte<br><small>*Available only for RAL K7 Classic Colors</small>   | <input type="checkbox"/> <b>WH</b><br>White<br><input type="checkbox"/> <b>BL</b><br>Black<br><input type="checkbox"/> <b>Cus</b><br>Custom on request  |

## Finishes


### Standard finishes



### RAL finishes



### Cord finishes



**RAL K7 CLASSIC COLORS**  
(80-95% GLOSS): RAL\_ \_ \_ \_

All RAL Classic colors are available with no setup fee.

On your specification submittal, choose your RAL color by entering the 4-digit RAL code (e.g., RAL 3003).

