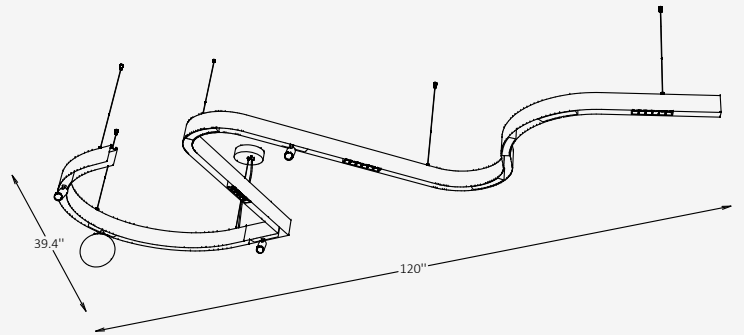




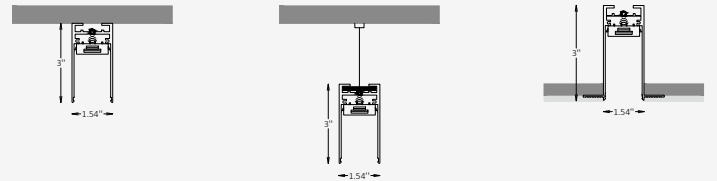
GENERAL INFORMATION

The Modari Lineo Magnetic Track System introduces a fluid, linear form designed for creative lighting compositions. Its elongated curved profile allows for seamless flow and directionality across architectural spaces, integrating functional performance with sculptural aesthetics. Compatible with a range of magnetic heads, Lineo enables tailored illumination for both ambient and accent lighting. Ideal for contemporary interiors, it merges flexibility, precision, and design continuity within the Modari system family.




SPECIFICATIONS

Material	Aluminum
Width	39.4"
Length	120"
Input Voltage	110-277V, 50-60 Hz
Light Source Type	LED
Power	75W
LED Output	6078 lm
CCT	2700K / 3000K / 4000K
CRI	80 / 90
Dimming & Driver	Integral, 0-10V / DALI
IP Rating	IP 20
Warranty	5 years
Finishes	30 RAL finishes 2 metallic finishes Custom on request*



OTHER VERSIONS AVAILABLE



CERTIFICATION




Ordering Information

Select one item from each category below. If your desired option is unavailable, please contact our team for support or custom solutions.

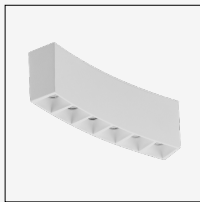
Code	Width / Length	Wattage / Lumens	CCT
<input checked="" type="checkbox"/> LNO-MT Magnetic Track System	<input type="checkbox"/> 120 39.4" / 120" <input type="checkbox"/> Cus Custom on request	<input type="checkbox"/> 60 75 W / 6078 lm <input type="checkbox"/> Cus Custom on request	<input type="checkbox"/> 27 2700K <input type="checkbox"/> 30 3000K <input type="checkbox"/> 40 4000K <input type="checkbox"/> Cus Custom on request
Dimming	CRI	Profile Finish Options	Heads Finish Options
<input type="checkbox"/> NN Non-Dimmable <input type="checkbox"/> DM 0-10V <input type="checkbox"/> DL DALI	<input type="checkbox"/> CR8 80 <input type="checkbox"/> CR9 90	<input type="checkbox"/> ST Standard <input type="checkbox"/> MC Metallic <input type="checkbox"/> AWE A We Lighting Palette* <input type="checkbox"/> Cus Custom on request	<input type="checkbox"/> ST Standard <input type="checkbox"/> MC Metallic <input type="checkbox"/> AWE A We Lighting Palette* <input type="checkbox"/> Cus Custom on request
Canopy Finish Options	Cord Finish Options	Mounting	Cord Length
<input type="checkbox"/> ST Standard <input type="checkbox"/> MC Metallic <input type="checkbox"/> AWE A We Lighting Palette* <input type="checkbox"/> Cus Custom on request	<input type="checkbox"/> WH White <input type="checkbox"/> BL Black <input type="checkbox"/> Cus Custom on request <i>Available only for the Pendant version*</i>	<input type="checkbox"/> PN Pendant <input type="checkbox"/> MM Surface-mounted <input type="checkbox"/> RD Recessed	<input type="checkbox"/> L11 118" (adjustable) <input type="checkbox"/> Cus Custom on request <i>Available only for the Pendant version*</i>
DOT06 Head Beam Angle Options	SPOT35 Head Beam Angle Options	<p>Note: The color combination shown in the photo on the first page of this spec sheet is part of the exclusive A We Lighting Design Palette. This custom palette reflects our brand's identity and is available as a special finish option — A We Lighting Palette*.</p>	
<input type="checkbox"/> DT12 12° <input type="checkbox"/> DT34 34° <input type="checkbox"/> DT48 48°	<input type="checkbox"/> SR20 20° <input type="checkbox"/> SR30 30° <input type="checkbox"/> SR40 40°		

Compatible Heads for This Track System

LINEAR16-D9




DOT06



SPOT35



GLOBAL

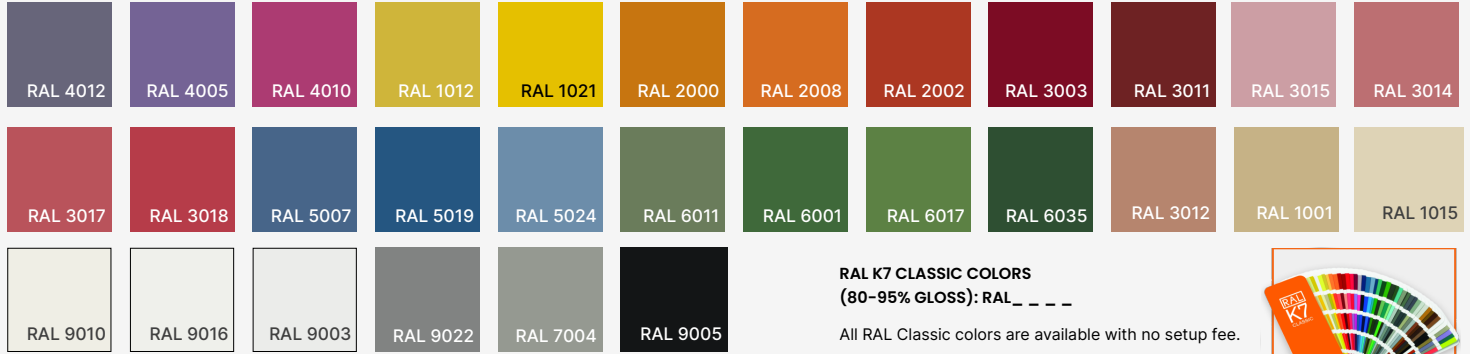


Project

Notes

Finishes

Standard finishes



RAL K7 CLASSIC COLORS
(80-95% GLOSS): RAL_ _ _ _

All RAL Classic colors are available with no setup fee.

On your specification submittal, choose your RAL color by entering the 4-digit RAL code (e.g., RAL 3003).



Metallic finishes

