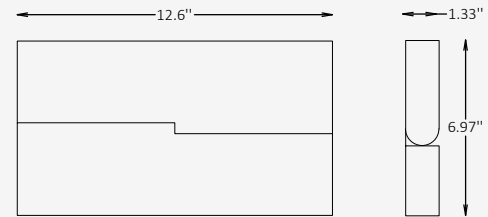
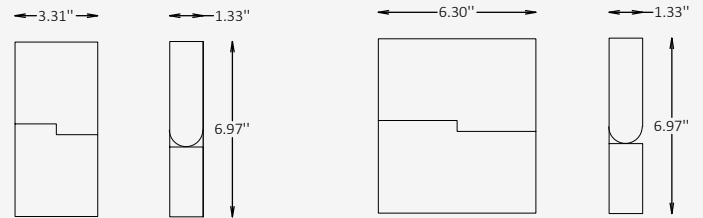




GENERAL INFORMATION


The A-TILT CELL module is a versatile lighting element within the Modari A-Track Core magnetic track system, featuring an adjustable optical cell for directional illumination. Its sleek aluminum body and frosted acrylic lens ensure controlled, glare-free light distribution, ideal for accent or task applications. Available in various beam angles, color temperatures, and finishes, A-TILT CELL combines flexibility and precision for modern architectural environments.



MODULE SPECIFICATIONS

Material	Aluminum
Length	3.31" / 6.30" / 12.6"
Width	1.33"
Height	6.97"
Input Voltage	DC 24V
Light Source Type	LED
Power	4W / 8W / 16W
CCT	2700K / 3000K / 4000K
Beam Angle	12° / 34° / 48°
CRI	80 / 90
Dimming	Non-Dim / 0-10V / 1-10V / DALI / TRIAC
IP Rating	IP 20
Warranty	5 years
Finishes	30 RAL finishes 8 wood-effect finishes 2 metallic finishes Custom on request*

OTHER VERSIONS AVAILABLE



CERTIFICATION




A-Tilt Cell Module Ordering Information

Select one item from each category below. If your desired option is unavailable, please contact our team for support or custom solutions.

Code	Voltage	Module Length / Wattage / Lumens	CCT
<input checked="" type="checkbox"/> TCL A-Tilt Cell Module	<input type="checkbox"/> D24 DC 24V	<input type="checkbox"/> 3 3.31" / 4 W / 382 lm	<input type="checkbox"/> 27 2700K
	<input type="checkbox"/> Cus Custom on request	<input type="checkbox"/> 6 6.30" / 8 W / 733 lm	<input type="checkbox"/> 30 3000K
		<input type="checkbox"/> 12 12.6" / 16 W / 1440 lm	<input type="checkbox"/> 40 4000K
			<input type="checkbox"/> Cus Custom on request
Beam Angle	CRI	Dimming	Finish Option
<input type="checkbox"/> B12 12°	<input type="checkbox"/> CR8 80	<input type="checkbox"/> NN Non-Dimmable	<input type="checkbox"/> ST Standard
<input type="checkbox"/> B34 34°	<input type="checkbox"/> CR9 90	<input type="checkbox"/> DM0 0-10V	<input type="checkbox"/> WE Wood effect
<input type="checkbox"/> B48 48°		<input type="checkbox"/> DM1 1-10V	<input type="checkbox"/> MC Metallic
		<input type="checkbox"/> DL DALI	<input type="checkbox"/> Cus Custom on request
		<input type="checkbox"/> TR TRIAC	

A-Tilt Cell Module Finishes

Standard finishes

						<p>RAL K7 CLASSIC COLORS (80-95% GLOSS): RAL_ _ _ _</p> <p>All RAL Classic colors are available with no setup fee.</p> <p>On your specification submittal, choose your RAL color by entering the 4-digit RAL code (e.g., RAL 3003).</p> 					

Wood-effect finishes

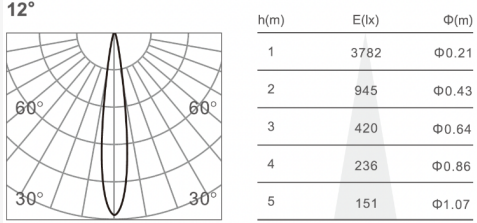
--	--	--	--	--	--	--	--

Metallic finishes

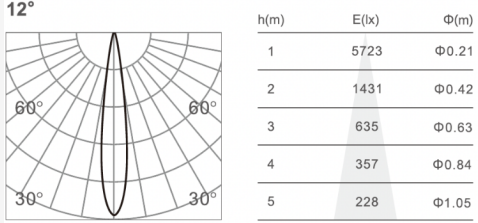
--	--

Photometric Data

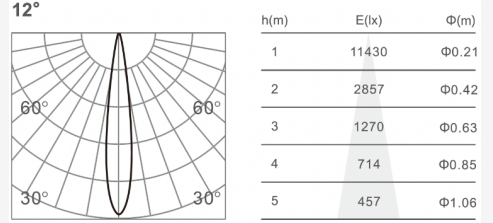
A-Tilt Cell 3 / 12°



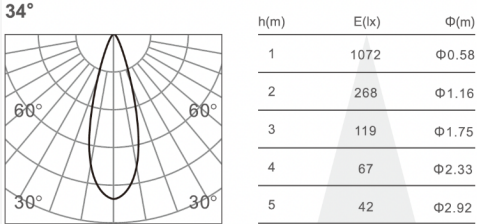
A-Tilt Cell 6 / 12°



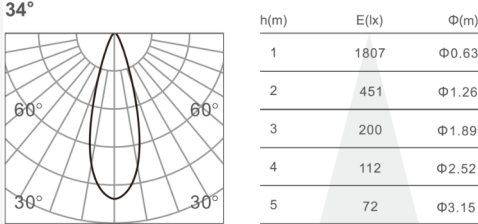
A-Tilt Cell 12 / 12°



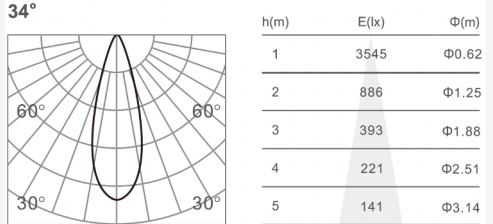
A-Tilt Cell 3 / 34°



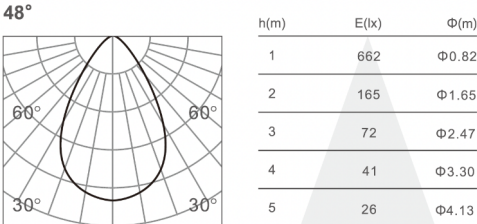
A-Tilt Cell 6 / 34°



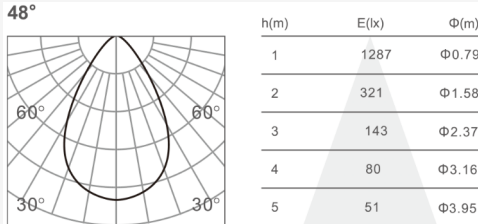
A-Tilt Cell 12 / 34°



A-Tilt Cell 3 / 48°



A-Tilt Cell 6 / 48°



A-Tilt Cell 12 / 48°

