

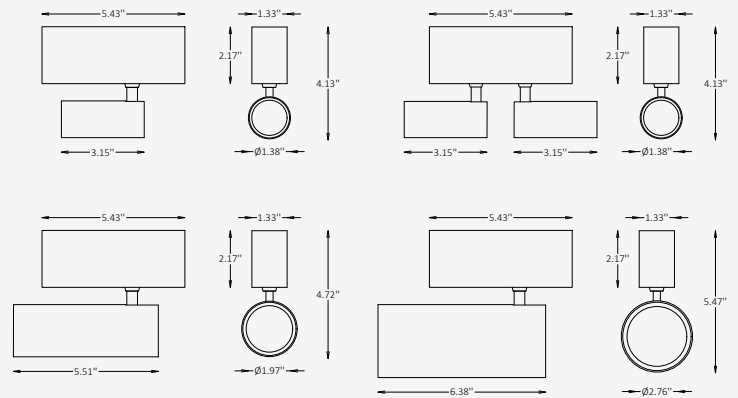


## GENERAL INFORMATION


The A-FOCUS is a linear lighting module for the MODARI A-Track Core magnetic system, offering precise, even illumination with selectable beam angles for task or accent use. Its slim aluminum profile integrates cleanly into the track, maintaining a modern, unobtrusive aesthetic with strong visual comfort. With multiple dimming options and finish choices, A-FOCUS adapts easily to a wide range of functional and decorative lighting compositions.

## MODULE SPECIFICATIONS

<b>Material</b>	Aluminum
<b>Diameter</b>	1.4" / 1.97" / 2.76"
<b>Height</b>	1.96" / 2.55" / 3.3"
<b>Length</b>	3.15" / 5.51" / 6.38"
<b>Input Voltage</b>	DC 24V
<b>Light Source Type</b>	LED
<b>Power</b>	5W / 10W
<b>CCT</b>	2700K / 3000K / 4000K
<b>CRI</b>	80 / 90
<b>Beam Angle</b>	18° / 20° / 24° / 30° / 36° / 40°
<b>Dimming</b>	Non-Dim / 0-10V / 1-10V / DALI / TRIAC
<b>IP Rating</b>	IP 20
<b>Warranty</b>	5 years
<b>Finishes</b>	30 RAL finishes 8 wood-effect finishes 2 metallic finishes Custom on request*



## OTHER VERSIONS AVAILABLE



## CERTIFICATION




## A-Focus Module Ordering Information

Select one item from each category below. If your desired option is unavailable, please contact our team for support or custom solutions.

Code	Voltage	Diameter / Length / Wattage / Lumens	CCT
<input checked="" type="checkbox"/> <b>FCS</b> A-Focus Module	<input type="checkbox"/> <b>D24</b> DC 24V	<input type="checkbox"/> <b>1</b> 1.38" / 3.15" / 5 W / 526 lm	<input type="checkbox"/> <b>27</b> 2700K
	<input type="checkbox"/> <b>Cus</b> Custom on request	<input type="checkbox"/> <b>1D</b> 2 x 1.4" / 3.15" / 5 W / 1052 lm	<input type="checkbox"/> <b>30</b> 3000K
		<input type="checkbox"/> <b>2</b> 1.97" / 5.51" / 10 W / 682 lm	<input type="checkbox"/> <b>40</b> 4000K
		<input type="checkbox"/> <b>3</b> 2.76" / 6.38" / 10 W / 1343 lm	<input type="checkbox"/> <b>Cus</b> Custom on request
Beam Angle	CRI	Dimming	Finish Option
<input type="checkbox"/> <b>B20</b> 20°	<input type="checkbox"/> <b>CR8</b> 80	<input type="checkbox"/> <b>NN</b> Non-Dimmable	<input type="checkbox"/> <b>ST</b> Standard
<input type="checkbox"/> <b>B30</b> Available only for the 30° <b>1</b> and <b>1D</b> modules*	<input type="checkbox"/> <b>CR9</b> 90	<input type="checkbox"/> <b>DM0</b> 0-10V	<input type="checkbox"/> <b>WE</b> Wood effect
<input type="checkbox"/> <b>B40</b> 40°		<input type="checkbox"/> <b>DM1</b> 1-10V	<input type="checkbox"/> <b>MC</b> Metallic
<input type="checkbox"/> <b>B18</b> 18°		<input type="checkbox"/> <b>DL</b> DALI	<input type="checkbox"/> <b>Cus</b> Custom on request
<input type="checkbox"/> <b>B24</b> Available only for the 24° <b>2</b> and <b>3</b> modules*		<input type="checkbox"/> <b>TR</b> TRIAC	
<input type="checkbox"/> <b>B36</b> 36°			

## A-Focus Module Finishes

### Standard finishes

						<p><b>RAL K7 CLASSIC COLORS</b> (80-95% GLOSS): RAL_ _ _ _</p> <p>All RAL Classic colors are available with no setup fee.</p> <p>On your specification submittal, choose your RAL color by entering the 4-digit RAL code (e.g., RAL 3003).</p> 					

### Wood-effect finishes

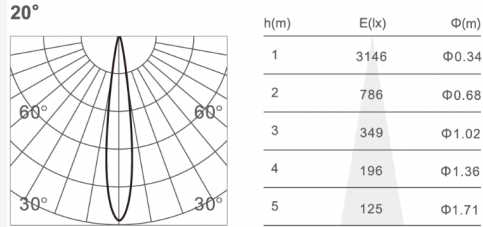
--	--	--	--	--	--	--	--

### Metallic finishes

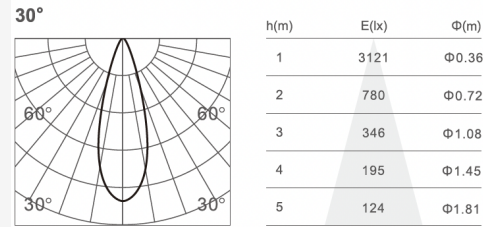
--	--

# Photometric Data

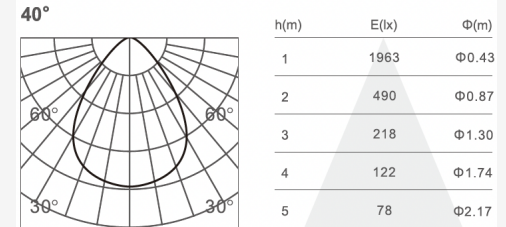
## A-Focus 1 / 20°



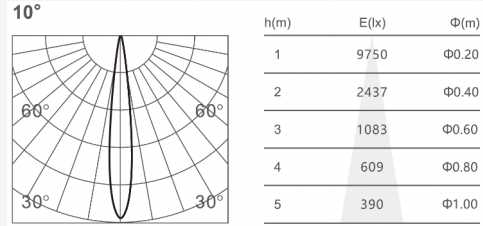
## A-Focus 1 / 30°



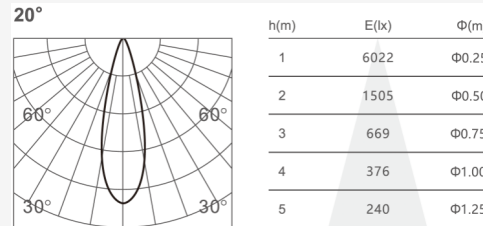
## A-Focus 1 / 40°



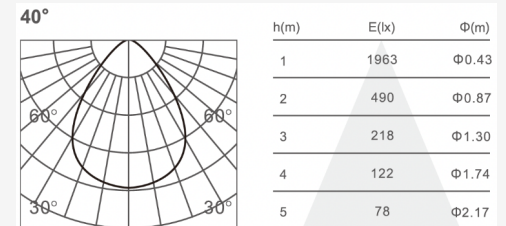
## A-Focus 1D / 20°



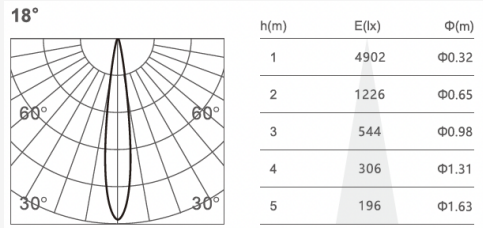
## A-Focus 1D / 30°



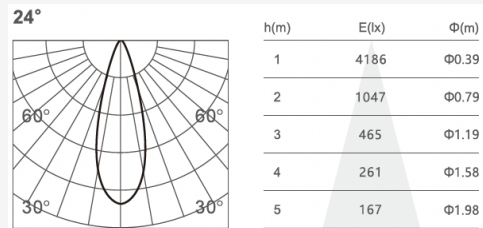
## A-Focus 1D / 40°



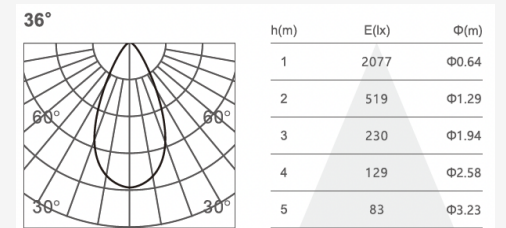
## A-Focus 2 / 18°



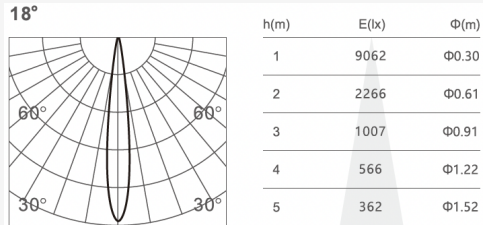
## A-Focus 2 / 24°



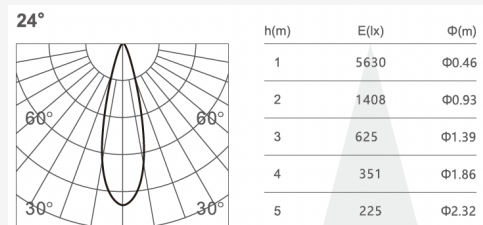
## A-Focus 2 / 36°



## A-Focus 3 / 18°



## A-Focus 3 / 24°



## A-Focus 3 / 36°

