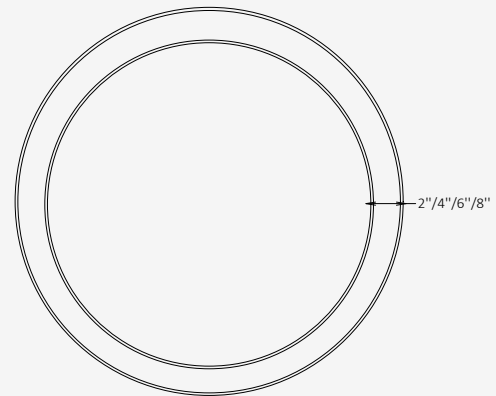
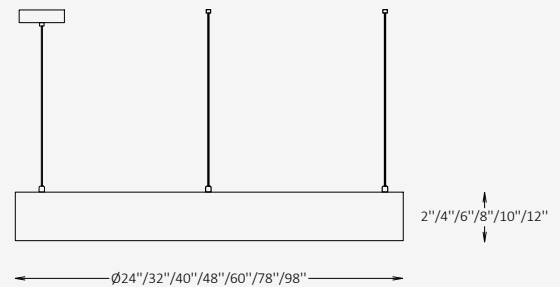




GENERAL INFORMATION


The ORBITA CYCLE CIRCLE is a contemporary ring pendant designed for balanced architectural illumination. Combining precision-engineered aluminum with a seamless polycarbonate diffuser, it offers uniform light in beam-down, beam-up, or dual-emission configurations. Its minimalist circular form and wide range of finishes make it ideal for offices, hospitality, and modern interior environments.



SPECIFICATIONS

Material	Stainless Steel
Lens	Polycarbonate
Diameter	24" / 32" / 40" / 48" / 60" / 78" / 98"
Profile Height	2" / 4" / 6" / 8" / 10" / 12"
Profile Width	2" / 4" / 6" / 8"
Input Voltage	110-277V, 50-60 Hz
Light Source Type	LED
Power	38W / 52W / 64W / 77W / 97W / 126W / 158W
LED Output	Beam Up / Beam Down - 120 lm/w Beam Up & Down - 120 lm/w & 80 lm/w
CCT	2700K / 3000K / 4000K / 5000K
CRI	90
Dimming & Driver	Integral, 0-10V
Light Distribution	Beam Down / Beam Up / Beam Up & Down
IP Rating	IP 20
Warranty	5 years
Finishes	30 standard finishes 8 wood-effect finishes 12 metallic finishes Custom on request*

OTHER VERSIONS AVAILABLE



CERTIFICATION



Ordering Information

Select one item from each category below. If your desired option is unavailable, please contact our team for support or custom solutions.


Code	Diameter Ø / Wattage / Lumens		Profile Height
<input checked="" type="checkbox"/> CYL Circle / Pendant	<input type="checkbox"/> 24 24" / 38 W / 4560 lm	<input type="checkbox"/> 24-BI 24" / 76 W / 4560 + 3040 lm	<input type="checkbox"/> 2 2"
	<input type="checkbox"/> 32 32" / 52 W / 6200 lm	<input type="checkbox"/> 32-BI 32" / 108 W / 6200 lm + 4200 lm	<input type="checkbox"/> 4 4"
	<input type="checkbox"/> 40 40" / 64 W / 7600 lm	<input type="checkbox"/> 40-BI 40" / 128 W / 7600 lm + 5150 lm	<input type="checkbox"/> 6 6"
	<input type="checkbox"/> 48 48" / 77 W / 9200 lm	<input type="checkbox"/> 48-BI 48" / 154 W / 9200 lm + 6200 lm	<input type="checkbox"/> 8 8"
	<input type="checkbox"/> 60 60" / 97 W / 11,600 lm	<input type="checkbox"/> 60-BI 60" / 194 W / 11,600 lm + 7800 lm	<input type="checkbox"/> 10 10"
	<input type="checkbox"/> 151 78" / 126 W / 15,100 lm	<input type="checkbox"/> 151-BI 78" / 252 W / 15,100 lm + 10,100 lm	<input type="checkbox"/> 12 12"
	<input type="checkbox"/> 189 98" / 158 W / 18,900 lm	<input type="checkbox"/> 189-BI 98" / 316 W / 18,900 lm + 12,700 lm	<input type="checkbox"/> Cus Custom on request
	<p><i>*Supports only DIRECT or INDIRECT emission types.</i></p>		<p><i>*Supports only simultaneous DIRECT and INDIRECT lighting output.</i></p>
Profile Width	Light Distribution	Dimming	Profile Finish Options
<input type="checkbox"/> 2 2"	<input type="checkbox"/> BD Beam Down	<input type="checkbox"/> NN Non-Dimmable	<input type="checkbox"/> ST Standard
<input type="checkbox"/> 4 4"	<input type="checkbox"/> BU Beam Up	<input type="checkbox"/> DM 0-10V	<input type="checkbox"/> WE Wood effect
<input type="checkbox"/> 6 6"	<input type="checkbox"/> BUD Beam Up & Down	<input type="checkbox"/> Cus Custom on request	<input type="checkbox"/> MC Metallic
<input type="checkbox"/> 8 8"			<input type="checkbox"/> Cus Custom on request
<input type="checkbox"/> Cus Custom on request			
Canopy Finish Options	Cord Finish Options	Mounting	Cord Length
<input type="checkbox"/> ST Standard	<input type="checkbox"/> SVW White	<input type="checkbox"/> CT Central Canopy Suspension	<input type="checkbox"/> L11 118" (adjustable)
<input type="checkbox"/> WE Wood effect	<input type="checkbox"/> SVB Black	<input type="checkbox"/> MO Multi-Point Suspension	<input type="checkbox"/> Cus Custom on request
<input type="checkbox"/> MC Metallic	<input type="checkbox"/> SVT Transparent		
<input type="checkbox"/> Cus Custom on request	<input type="checkbox"/> Cus Custom on request		

Project

Notes

Finishes

Standard finishes



RAL K7 CLASSIC COLORS

(80-95% GLOSS): RAL _ _ _ _

All RAL Classic colors are available with no setup fee.


On your specification submittal, choose your RAL color by entering the 4-digit RAL code (e.g., RAL 3003).



Wood-effect finishes



Metallic finishes



Cord finishes

Standard Vinyl

