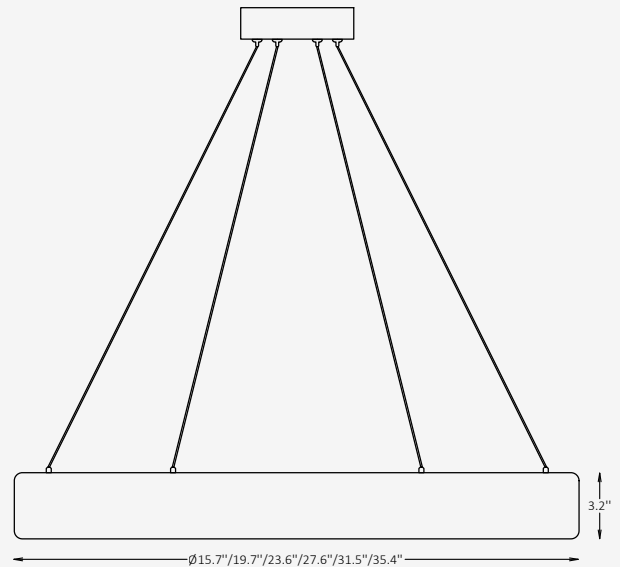




GENERAL INFORMATION


The CIRQA S pendant is a sculptural luminaire handcrafted from natural alabaster, offering a refined balance of elegance and functionality. Designed for residential and hospitality applications, its minimalist ring form provides soft, symmetrical illumination with a warm, ambient glow. Available in a range of sizes and CCTs, CIRQA S delivers high-performance output with discreet integral 0-10V dimming. Suspended by slender cables and paired with customizable canopy and cord finishes, it complements both modern and transitional interiors with timeless materiality and presence.



SPECIFICATIONS

Material	Alabaster
Lens	N/A
Diameter	15.7" / 19.7" / 23.6" / 27.6" / 31.5" / 35.4"
Profile Height	3.2"
Input Voltage	110-277V, 50-60 Hz
Light Source Type	LED
Power	25W / 32W / 38W / 44W / 50W / 57W
LED Output	120 lm/W
CCT	2700K / 3000K / 4000K
CRI	90
Dimming & Driver	Integral, 0-10V
Light Distribution	Symmetrical (360°)
IP Rating	IP 20
Finishes	7 RAL standard finishes 12 metallic finishes
Warranty	5 years

OTHER VERSIONS AVAILABLE



CERTIFICATION



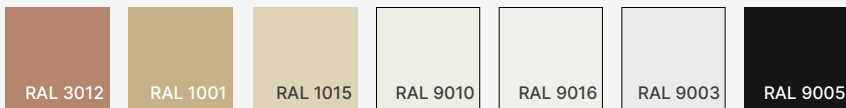
Ordering Information

Select one item from each category below. If your desired option is unavailable, please contact our team for support or custom solutions.

Code	Diameter / Wattage / Nominal Lumens		Profile Height
<input checked="" type="checkbox"/> CRQ-S Pendant	<input type="checkbox"/> 16 Ø 15.7" / 25 W / 3000 lm	<input type="checkbox"/> 31 Ø 31.5" / 50 W / 6000 lm	<input checked="" type="checkbox"/> 3 3.2"
	<input type="checkbox"/> 20 Ø 19.7" / 32 W / 3840 lm	<input type="checkbox"/> 35 Ø 35.4" / 57 W / 6840 lm	
	<input type="checkbox"/> 23 Ø 23.6" / 38 W / 4560 lm	<input type="checkbox"/> Cus Custom on request	
	<input type="checkbox"/> 27 Ø 27.6" / 44 W / 5280 lm		
CCT	Light Distribution	Dimming	Canopy Finish Options
<input type="checkbox"/> 27 2700K	<input checked="" type="checkbox"/> SLD 360° symmetrical light distribution	<input type="checkbox"/> NN Non-Dimmable	<input type="checkbox"/> ST Standard
<input type="checkbox"/> 30 3000K		<input type="checkbox"/> DM 0-10V	<input type="checkbox"/> MC Metallic
<input type="checkbox"/> 40 4000K			<input type="checkbox"/> Cus Custom on request
Cord Finish Options	Mounting	Cord Length	
<input type="checkbox"/> STV Standard Vinyl	<input checked="" type="checkbox"/> SM Suspended-mounted	<input type="checkbox"/> L11 118" (adjustable)	
<input type="checkbox"/> DB Decorative Braided		<input type="checkbox"/> Cus Custom on request	
<input type="checkbox"/> Cus Custom on request			

Finishes

Standard finishes




RAL K7 CLASSIC COLORS
(80-95% GLOSS): RAL_ _ _ _

All RAL Classic colors are available with no setup fee.

On your specification submittal, choose your RAL color by entering the 4-digit RAL code (e.g., RAL 3003).




Metallic finishes



Cord finishes

Standard Vinyl



Decorative Braided

