

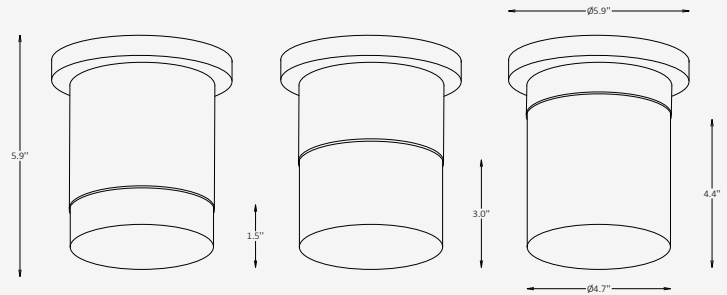


## GENERAL INFORMATION


The RIFT is a compact ceiling-mounted luminaire designed to deliver focused, downward illumination in a refined architectural form. Combining a clean cylindrical profile with a softly diffused glass element, it provides comfortable, glare-controlled light ideal for residential, hospitality, and commercial interiors. With multiple output options and an extensive selection of finishes, RIFT offers flexibility in both performance and aesthetics, making it a versatile solution for layered lighting schemes and modern ceiling compositions.

## SPECIFICATIONS

Material	Aluminum, Glass
Diffuser	Glass
Diameter	4.7"
Height	5.9"
Input Voltage	110-277V, 50-60 Hz
Light Source Type	LED
Power	5W / 8W / 12W
LED Output	70 lm/W
CCT	2700K / 3000K / 4000K
CRI	90
Dimming & Driver	Integral, 0-10V
Light Distribution	Beam Down
IP Rating	IP 20
Warranty	5 years
Finishes	34 RAL finishes 8 wood-effect finishes 12 metallic finishes Custom on request*



## OTHER VERSIONS AVAILABLE



## CERTIFICATION



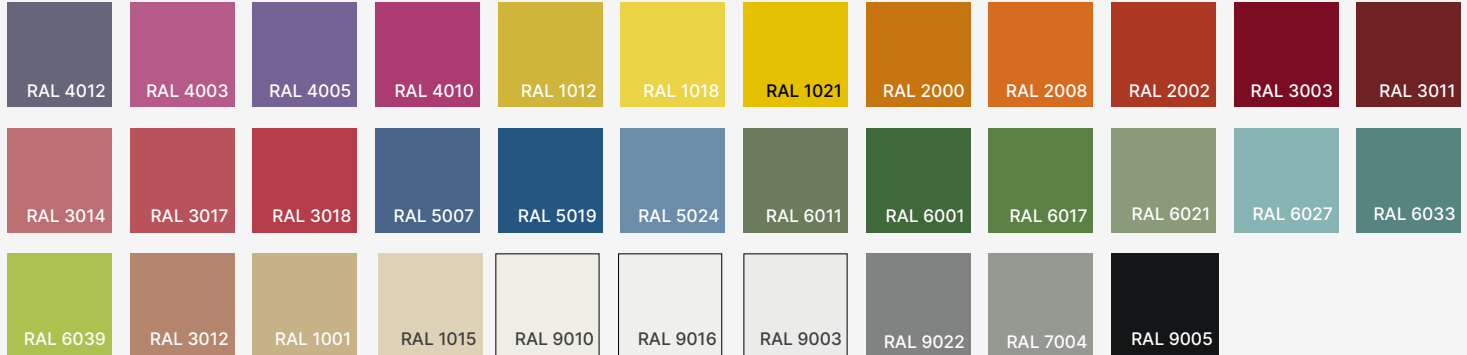
## Ordering Information

Select one item from each category below. If your desired option is unavailable, please contact our team for support or custom solutions.


Code	Glass Diffuser Height	Wattage / Lumens	CCT
<input checked="" type="checkbox"/> <b>RFT</b> Ceiling	<input type="checkbox"/> <b>1</b> 1.5"	<input type="checkbox"/> <b>3</b> 5 W / 370 lm	<input type="checkbox"/> <b>27</b> 2700K
	<input type="checkbox"/> <b>3</b> 3.0"	<input type="checkbox"/> <b>5</b> 8 W / 560 lm	<input type="checkbox"/> <b>30</b> 3000K
	<input type="checkbox"/> <b>4</b> 4.4"	<input type="checkbox"/> <b>8</b> 12 W / 840 lm	<input type="checkbox"/> <b>40</b> 4000K
	<input type="checkbox"/> <b>Cus</b> Custom on request	<input type="checkbox"/> <b>Cus</b> Custom on request	<input type="checkbox"/> <b>Cus</b> Custom on request
Dimming	Glass Type	Glass Finish Option	Metal Body Finish Option
<input type="checkbox"/> <b>NN</b> Non-Dimmable	<input type="checkbox"/> <b>SM</b> Smooth	<input type="checkbox"/> <b>CL</b> Clear	<input type="checkbox"/> <b>ST</b> Standard
<input type="checkbox"/> <b>DM</b> 0-10V	<input type="checkbox"/> <b>RB</b> Ribbed	<input type="checkbox"/> <b>FR</b> Frosted	<input type="checkbox"/> <b>WE</b> Wood effect
	<input type="checkbox"/> <b>Cus</b> Custom on request	<input type="checkbox"/> <b>Cus</b> Custom on request	<input type="checkbox"/> <b>MC</b> Metallic
			<input type="checkbox"/> <b>Cus</b> Custom on request

## Finishes

### Standard finishes



### Metallic finishes



### Wood-effect finishes



**RAL K7 CLASSIC COLORS (80-95% GLOSS): RAL\_ \_ \_ \_**

All RAL Classic colors are available with no setup fee.

On your specification submittal, choose your RAL color by entering the 4-digit RAL code (e.g., RAL 3003).

