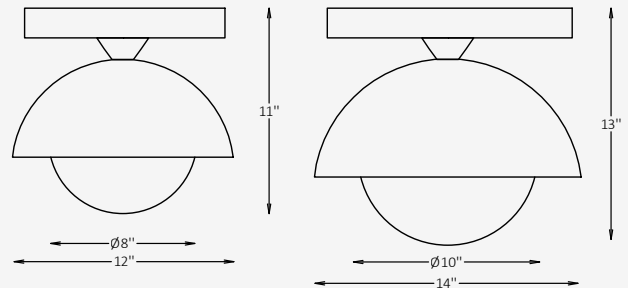
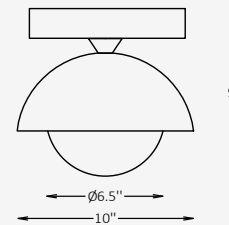




## GENERAL INFORMATION

The POP ceiling fixture combines playful design with refined functionality, making it a standout element in both modern and eclectic interiors. Its bold, geometric form paired with a smooth glass diffuser creates a soft, even illumination that enhances comfort and ambiance. Designed with versatility in mind, POP is available in a variety of finishes, allowing it to complement residential, hospitality, and commercial spaces alike. With its compact proportions and high-performance LED technology, this fixture offers reliable, energy-efficient lighting while adding a distinctive character to any ceiling.



## SPECIFICATIONS

<b>Material</b>	Aluminum
<b>Diffuser</b>	Glass
<b>Diameter</b>	10" / 12" / 14"
<b>Height</b>	9" / 11" / 13"
<b>Input Voltage</b>	110-277V, 50-60 Hz
<b>Light Source Type</b>	LED / E26 (bulb not included)
<b>LED Power</b>	15W / 20W / 25W   1 x max. 60W
<b>LED Output</b>	120 lm/W (available for LED model*)
<b>CCT</b>	2700K / 3000K / 4000K (available for LED model*)
<b>CRI</b>	90 (available for LED model*)
<b>Dimming &amp; Driver</b>	Integral, 0-10V (available for LED model*)
<b>Light Distribution</b>	Symmetrical / Ambient Diffused
<b>IP Rating</b>	IP 20
<b>Warranty</b>	5 years
<b>Finishes</b>	27 RAL finishes 8 wood-effect finishes 12 metallic finishes Custom on request*

## OTHER VERSIONS AVAILABLE



## CERTIFICATION



Project

Notes

## Ordering Information

Select one item from each category below. If your desired option is unavailable, please contact our team for support or custom solutions.


Code	Diameter Ø / Height	Light Source	Wattage / Lumens
<input checked="" type="checkbox"/> <b>PO-C</b> Ceiling	<input type="checkbox"/> <b>10</b> 10" / 9" <input type="checkbox"/> <b>12</b> 12" / 11" <input type="checkbox"/> <b>14</b> 14" / 13" <input type="checkbox"/> <b>Cus</b> Custom on request	<input type="checkbox"/> <b>LED</b> LED <input type="checkbox"/> <b>E26</b> E26 / 1 x max. 60W <input type="checkbox"/> <b>Cus</b> Custom on request	<input type="checkbox"/> <b>15</b> 15 W / 1800 lm <input type="checkbox"/> <b>20</b> 20 W / 2400 lm <input type="checkbox"/> <b>25</b> 25 W / 3000 lm <input type="checkbox"/> <b>Cus</b> Custom on request <small>*available only for LED version</small>
CCT	Dimming	Canopy Finish Option	Connector Finish Option
<input type="checkbox"/> <b>27</b> 2700K <input type="checkbox"/> <b>30</b> 3000K <input type="checkbox"/> <b>40</b> 4000K <input type="checkbox"/> <b>Cus</b> Custom on request <small>*available only for LED version</small>	<input type="checkbox"/> <b>NN</b> Non-Dimmable <input type="checkbox"/> <b>DM</b> 0-10V <small>*available only for LED version</small>	<input type="checkbox"/> <b>ST</b> Standard <input type="checkbox"/> <b>WE</b> Wood effect <input type="checkbox"/> <b>MC</b> Metallic <input type="checkbox"/> <b>Cus</b> Custom on request	<input type="checkbox"/> <b>ST</b> Standard <input type="checkbox"/> <b>WE</b> Wood effect <input type="checkbox"/> <b>MC</b> Metallic <input type="checkbox"/> <b>Cus</b> Custom on request
Trim Accent Finish Option	Shade Finish Option		
<input type="checkbox"/> <b>ST</b> Standard <input type="checkbox"/> <b>WE</b> Wood effect <input type="checkbox"/> <b>MC</b> Metallic <input type="checkbox"/> <b>Cus</b> Custom on request	<input type="checkbox"/> <b>ST</b> Standard <input type="checkbox"/> <b>WE</b> Wood effect <input type="checkbox"/> <b>MC</b> Metallic <input type="checkbox"/> <b>Cus</b> Custom on request		

Project

Notes

# Finishes

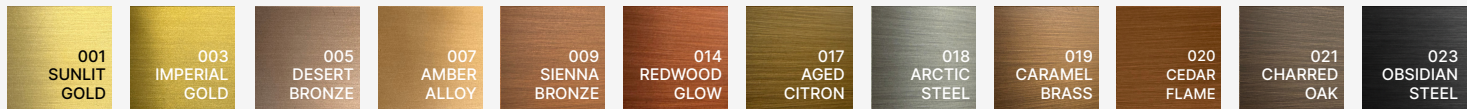
## Standard finishes



## Wood-effect finishes



## Metallic finishes



**RAL K7 CLASSIC COLORS (80-95% GLOSS): RAL\_ \_ \_ \_**

All RAL Classic colors are available with no setup fee.

On your specification submittal, choose your RAL color by entering the 4-digit RAL code (e.g., RAL 3003).

