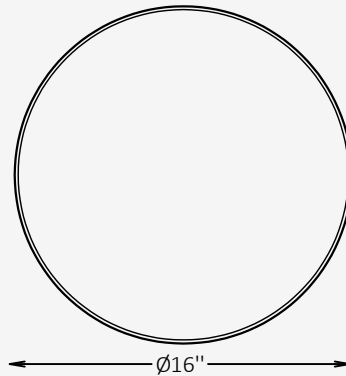
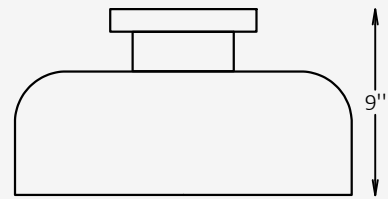




GENERAL INFORMATION


The ROLLO ceiling fixture combines clean geometry with practical performance, offering a bold yet versatile presence in any interior. Its cylindrical form and softly diffused illumination make it a perfect choice for contemporary spaces seeking both function and style. Designed with precision in aluminum and polycarbonate, ROLLO delivers reliable performance with a refined aesthetic, making it suitable for residential, hospitality, and commercial applications.



SPECIFICATIONS

| | |
|--------------------|---|
| Material | Aluminum |
| Diffuser | Polycarbonate |
| Diameter | 16" |
| Height | 9" |
| Input Voltage | 110-277V, 50-60 Hz |
| Light Source Type | LED |
| Power | 15W / 20W |
| LED Output | 120 lm/W |
| CCT | 2700K / 3000K / 4000K |
| CRI | 90 |
| Dimming & Driver | Integral, 0-10V |
| Light Distribution | Direct, Diffused |
| IP Rating | IP 20 |
| Warranty | 5 years |
| Finishes | 27 RAL finishes 8 wood-effect finishes 12 metallic finishes Custom on request* |

OTHER VERSIONS AVAILABLE



CERTIFICATION




Ordering Information

Select one item from each category below. If your desired option is unavailable, please contact our team for support or custom solutions.

| Code | Wattage / Lumens | CCT | Dimming |
|---|--|--|--|
| <input checked="" type="checkbox"/> RLO Ceiling | <input type="checkbox"/> 15 15 W / 1800 lm | <input type="checkbox"/> 27 2700K | <input type="checkbox"/> NN Non-Dimmable |
| | <input type="checkbox"/> 20 20 W / 2400 lm | <input type="checkbox"/> 30 3000K | <input type="checkbox"/> DM 0-10V |
| | <input type="checkbox"/> Cus Custom on request | <input type="checkbox"/> 40 4000K | |
| | | <input type="checkbox"/> Cus Custom on request | |
| Main Body Finish Option | Connector Finish Option | Canopy Frame Finish Option | |
| <input type="checkbox"/> ST Standard | <input type="checkbox"/> ST Standard | <input type="checkbox"/> ST Standard | |
| <input type="checkbox"/> WE Wood effect | <input type="checkbox"/> WE Wood effect | <input type="checkbox"/> WE Wood effect | |
| <input type="checkbox"/> MC Metallic | <input type="checkbox"/> MC Metallic | <input type="checkbox"/> MC Metallic | |
| <input type="checkbox"/> Cus Custom on request | <input type="checkbox"/> Cus Custom on request | <input type="checkbox"/> Cus Custom on request | |

Finishes


Standard finishes



Wood-effect finishes



Metallic finishes



RAL K7 CLASSIC COLORS (80-95% GLOSS): RAL_ _ _ _

All RAL Classic colors are available with no setup fee.

On your specification submittal, choose your RAL color by entering the 4-digit RAL code (e.g., RAL 3003).

