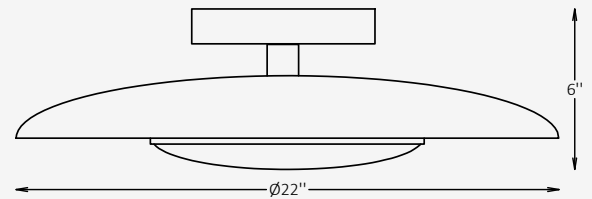
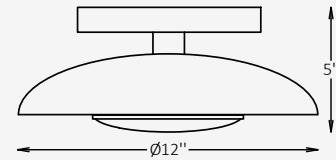




## GENERAL INFORMATION

The SERO ceiling fixture combines a sleek, contemporary design with functional performance, making it an ideal choice for both residential and commercial interiors. Crafted from durable aluminum with a glass diffuser, it provides uniform, glare-free illumination with a balanced Beam Down / Symmetrical light distribution. Available in a variety of finishes—including RAL colors, wood-effect, and metallic options—the SERO integrates seamlessly into diverse architectural styles. Its energy-efficient LED system, high CRI, and dimming compatibility ensure both visual comfort and design flexibility.



## SPECIFICATIONS

Material	Aluminum
Diffuser	Polycarbonate
Diameter	12" / 22"
Height	5" / 6"
Input Voltage	110-277V, 50-60 Hz
Light Source Type	LED
Power	15W / 20W
LED Output	120 lm/W
CCT	2700K / 3000K / 4000K
CRI	90
Dimming & Driver	Integral, 0-10V
Light Distribution	Direct, Diffused
IP Rating	IP 20
Warranty	5 years
Finishes	27 RAL finishes 8 wood-effect finishes 12 metallic finishes Custom on request*

## OTHER VERSIONS AVAILABLE



## CERTIFICATION




## Ordering Information

Select one item from each category below. If your desired option is unavailable, please contact our team for support or custom solutions.

Code	Diameter Ø / Height	Wattage / Lumens	CCT
<input checked="" type="checkbox"/> <b>SRE-C</b> Ceiling	<input type="checkbox"/> <b>12</b> 12" / 5"	<input type="checkbox"/> <b>15</b> 15 W / 1800 lm	<input type="checkbox"/> <b>27</b> 2700K
	<input type="checkbox"/> <b>22</b> 22" / 6"	<input type="checkbox"/> <b>20</b> 20 W / 2400 lm	<input type="checkbox"/> <b>30</b> 3000K
	<input type="checkbox"/> <b>Cus</b> Custom on request	<input type="checkbox"/> <b>Cus</b> Custom on request	<input type="checkbox"/> <b>40</b> 4000K
			<input type="checkbox"/> <b>Cus</b> Custom on request
Dimming	Canopy Finish Option	Disc Finish Option	
<input type="checkbox"/> <b>NN</b> Non-Dimmable	<input type="checkbox"/> <b>ST</b> Standard	<input type="checkbox"/> <b>ST</b> Standard	
<input type="checkbox"/> <b>DM</b> 0-10V	<input type="checkbox"/> <b>WE</b> Wood effect	<input type="checkbox"/> <b>WE</b> Wood effect	
	<input type="checkbox"/> <b>MC</b> Metallic	<input type="checkbox"/> <b>MC</b> Metallic	
	<input type="checkbox"/> <b>Cus</b> Custom on request	<input type="checkbox"/> <b>Cus</b> Custom on request	

## Finishes


### Standard finishes



### Wood-effect finishes



### Metallic finishes



**RAL K7 CLASSIC COLORS (80-95% GLOSS): RAL\_ \_ \_ \_**

All RAL Classic colors are available with no setup fee.

On your specification submittal, choose your RAL color by entering the 4-digit RAL code (e.g., RAL 3003).

